



# Minnesota Vikings

## 2011 SEASON REVIEW







# MINNESOTA VIKINGS NEWS RELEASE

9520 VIKING DRIVE • EDEN PRAIRIE, MN 55344 • VIKINGS.COM

## MINNESOTA VIKINGS 2011 SEASON REVIEW



### 2011 VIKINGS RESULTS PRESEASON

Date	Opponent	Result	W-L
8/13 (Sat.)	at Tennessee	L 3-14	0-1
8/20 (Sat.)	at Seattle	W 20-7	1-1
8/27 (Sat.)	DALLAS	L 17-23	1-2
9/1 (Thurs.)	HOUSTON	W 28-0	2-2

### REGULAR SEASON

Date	Opponent	Result	W-L
9/11 (Sun.)	at San Diego	L 17-24	0-1
9/18 (Sun.)	TAMPA BAY	L 20-24	0-2
9/25 (Sun.)	DETROIT	L 23-26 (OT)	0-3
10/2 (Sun.)	at Kansas City	L 17-22	0-4
10/9 (Sun.)	ARIZONA	W 34-10	1-4
10/16 (Sun.)	at Chicago	L 10-39	1-5
10/23 (Sun.)	GREEN BAY	L 27-33	1-6
10/30 (Sun.)	at Carolina	W 24-21	2-6
11/6 (Sun.)	Bye		
11/14 (Mon.)	at Green Bay	L 7-45	2-7
11/20 (Sun.)	OAKLAND	L 21-27	2-8
11/27 (Sun.)	at Atlanta	L 14-24	2-9
12/4 (Sun.)	DENVER	L 32-35	2-10
12/11 (Sun.)	at Detroit	L 28-34	2-11
12/18 (Sun.)	NEW ORLEANS	L 20-42	2-12
12/24 (Sat.)	at Washington	W 33-26	3-12
1/1/12 (Sun.)	CHICAGO	L 14-17	3-13

### 2012 IMPORTANT DATES

- January 21-22**  
AFC/NFC Championship Games
- January 28**  
Senior Bowl
- January 29**  
Pro Bowl, Honolulu
- February 5**  
Super Bowl XLVI, Lucas Oil Stadium, Indianapolis
- February 22-28**  
Scouting Combine, Lucas Oil Stadium, Indianapolis
- March 13**  
End of 2011 League Year 3:00 CST/ Free Agency Begins
- April 26-28**  
NFL Draft, New York (Vikings Draft 3rd)
- Late July**  
Training Camp Opens

### SEASON SUMMARY



The 2011 season was highlighted by exceptional play from some of the Vikings' veteran leaders. DE **Jared Allen** led the League in sacks with 22.0, just a half-sack shy of Michael Strahan's NFL record of 22.5. Allen also set the new Vikings single season sack record, passing Chris Doleman's 1989 effort of 21.0. Allen was selected to the 2011 A.P. All Pro 1st Team and was named to his 4th Pro Bowl. Allen is joined by teammate **Chad Greenway** in Honolulu, who is making his 1st career Pro Bowl appearance. Greenway set a new career-high in tackles in 2011 with 174, beating his previous high by 24 stops. Greenway set a single-game high with 22 tackles vs. Oakland in 2011.

WR **Percy Harvin**, in just his 3rd NFL season, set career-highs in receptions with 87 - good for 6th in NFL- receiving yards with 967 and set Vikings records for rushing attempts and yards in a season by a WR with 52 carries, 345 yards and 2 TDs. Harvin had a career-high 9 total touchdowns on the season, including returning the opening kickoff of 2011 for a TD at San Diego.

RB **Adrian Peterson** set a **Vikings record for career rushing TDs with 64, passing Chuck Foreman in Week 2 against Tampa Bay. Peterson has rushed for 10+ TDs in each of his 5 seasons, a Vikings record. Peterson is poised to break the Vikings career rushing record in 2012 as he trails Robert Smith by just 66 yards (6,818 to 6,752).**

The Vikings rookie tight end **Kyle Rudolph** also had a productive rookie season with the team. Rudolph was named to Pro Football Weekly's and National Football Post's **All-Rookie Teams**. Rudolph ended the year with 26 catches for 249 yards and 3 TDs.

The Vikings named **Rick Spielman** General Manager on January 3rd, 2012, *"This establishes the organizational structure that will lead to the long term success of the Vikings. Having watched Rick over the years, we have the utmost confidence that he will help us reach our ultimate goal of winning championships"* - **Vikings Owner/Chairman Zygi Wilf**  
*"Rick has proven to be a valuable member of the organization since joining the Vikings in 2006. With Rick's and Coach Frazier's leadership, the Vikings are well-positioned to win next season and beyond"* - **Vikings Owner/President Mark Wilf**.

The Minnesota Vikings coaching staff will coach the North squad in the 2011 **Senior Bowl** on January 28 in Mobile, Alabama. The only other time a Vikings coaching staff led a team in the Senior Bowl was 1980 when Bud Grant's led the North team to a 57-3 win over the South team.

The Vikings have the 3rd overall pick in the 2012 **NFL Draft**, the highest the Vikings have held since 1984 when they selected Vikings Ring of Honor inductee Chris Doleman #4 overall.

**Alan Williams** joined the Vikings staff as Defensive Coordinator for 2012 and **Brendan Daly** returns to the club to coach the defensive line. Williams spent 10 seasons as DBs coach with Indianapolis, going to a pair of Super Bowls with the Colts and Daly was on the Vikings staff from 2006-08. Williams served on the Indy staff with Leslie Frazier in 2005-06 and share a common vision for the defense. Daly spent the past 3 seasons coaching the defensive line with St. Louis.

### VIKINGS 2012 OPPONENTS

#### Home (Series; Home Record)

Chicago Bears (52-48-2; 31-21)  
**Detroit Lions (66-32-2; 36-13-1)**  
**Green Bay Packers (48-53-1; 25-25)**  
**San Francisco 49ers (21-22-1; 13-9)**  
 Arizona Cardinals (14-10; 8-4)  
 Tampa Bay Buccaneers (31-21; 18-8)  
 Jacksonville Jaguars (3-1; 2-1)  
 Tennessee Titans (7-4; 6-1)

#### Away (Series; Away Record)

Chicago Bears (52-48-2; 21-27-2)  
**Detroit Lions (66-32-2; 30-20-1)**  
**Green Bay Packers (48-53-1; 23-28-1)**  
 Seattle Seahawks (5-6; 2-4)  
 St. Louis Rams (23-16-2; 9-13)  
**Houston Texans (2-0; 1-1)**  
 Indianapolis Colts (7-15-1; 0-10)  
 Washington Redskins (9-12; 5-6)

**Bold** denotes 2011 playoff team



## LESLIE FRAZIER



**NFL Head Coach:** 1st Year  
**Overall NFL Experience:** 18th Year  
**Coaching Experience:** 23rd Year  
**Overall NFL Record:** 6-16 (.272)  
**Regular Season:** 6-16 (.272)  
**Postseason:** 0-0 (.000)  
**Record with MIN:** 6-16 (.272)

**Leslie Frazier**, who originally joined the Vikings in 2007 as Defensive Coordinator, now has one full NFL season under his belt as a Head Coach. Frazier's first NFL season included navigating uncharted waters with a labor lockout and offseason uncertainty.

The 2011 Vikings entered training camp optimistic about the upcoming NFL year, but a season plagued by injuries led to inconsistent play on the field. All-Pro running back **Adrian Peterson** suffered a torn MCL and ACL in the second to last game of the season. There were some Vikings stars however, who remained healthy and consistently elite throughout the season. Both **Jared Allen** and **Chad Greenway** were named to the Pro Bowl. Allen, headed to his 4th Pro Bowl, set a Vikings record with 22.0 sacks in 2011 and was a half-sack shy of Michael Strahan's NFL record 22.5 sacks. Greenway, who got his 1st Pro Bowl honor, set a new career mark in tackles with 174. Standout wide receiver **Percy Harvin** also had a strong season as he set career highs in receptions and yards, and set a Vikings record with 85 rushes by a wide receiver.

Frazier took Florida State quarterback with the 12th overall pick in the 2011 draft. Only the 3rd quarterback to be drafted in the 1st round in Vikings history. Rookie QB **Christian Ponder** entered his first NFL game in Week 6 against Chicago in relief of veteran Donovan McNabb. Ponder went through his rookie ups and downs and came away with 1853 yards passing and 13 TDs. Ponder set several notable Vikings rookie quarterback records including the most pass completions by a rookie with 158, most passing yards by a rookie in a game with 381 against the Broncos in Week 13 and most passing TDs in a game with 3 against the Broncos.

### 2010 Season

The Vikings 2010 defense ended the season ranked #8 in the NFL, the third consecutive season the Vikings ranked in the top 10 in total defense for the first time since 1992-94. Vikings DE **Jared Allen** led the team with 11.0 sacks and anchored a defensive line that allowed only 10 rushing TDs. Fellow defensive lineman DT **Kevin Williams** notched his sixth career Pro Bowl appearance, while LB E.J. Henderson was selected to his first Pro Bowl. LB **Chad Greenway** led the team for the second straight year with 149 tackles.

Offensively, the Vikings were stifled by injuries and started three quarterbacks during the season. RB **Adrian Peterson** continued to excel, gaining 1,298 yards on the ground and scoring 12 rushing TDs. His 1,298 yards rank as the 5th-highest total in team history, giving Peterson four of the top five yardage totals in Vikings annals. Peterson's 12 rushing TDs were tied as the 4th-most in the NFL, and his 52 career rushing TDs are now tied for the most in Vikings history. Peterson was honored with his fourth straight Pro Bowl appearance.

Prior to being named Interim Head Coach, Frazier served as the Assistant Head Coach/Defensive Coordinator for the team beginning in 2007. He played a



key role in the team's consecutive NFC North titles and the most wins in the NFC over the 2008 and 2009 seasons (22). Under Frazier, the Vikings defense allowed the 2nd-fewest rushing yards per game (85.1 avg.) and the 9th-fewest points per game (20.4 avg.) in the NFL over the last four years.

With the unique perspective of a Super Bowl winner as a player and a coach, Frazier has a proven track record of success. His first title came as a starting cornerback with the 1985 Chicago Bears in Super Bowl XX and he later won Super Bowl XLI as a defensive backs coach with the Indianapolis Colts.

### 2009 Season

In 2009, the Vikings used a dynamic front line to continue their tradition of stopping the run and putting pressure on opposing quarterbacks. The unit ranked #2 in the NFL against the run after leading the league for the previous three seasons. The Vikings tied for the NFL lead by allowing only five rushing touchdowns, and the team's NFL-best 48 sacks were the 5th-most in team history. DE **Jared Allen** led the way with 14.5 sacks and was recognized - along with fellow defensive lineman DT **Kevin Williams** - as an Associated Press First Team All-Pro. Allen, Williams and CB **Antoine Winfield** were all named to the 2010 Pro Bowl.



### 2008 Season

The previous year, Frazier's unit ranked #6 in overall defense and #1 against the run, making the Vikings the first squad since the 1970 AFL/NFL merger to lead the league in rushing defense for three consecutive seasons (2006-08). The team's #6 rank in total defense was the highest since the 1994 seasons and was a 14-position swing from the #20 ranking in 2007. The dominant defensive line also showed prowess as pass rushers, with Allen tying for 5th in the NFL with 14.5 sacks and the team total of 45 sacks ranking 4th. The Vikings ranked 3rd in the NFL by allowing only a 33.5% conversion rate on third downs and were 5th in the NFL by allowing just 15.8 offensive points per game.

The 2008 squad featured four Pro Bowl players, including three defensive linemen with Jared Allen, Kevin Williams and DT Pat Williams. CB Antoine Winfield also earned his first trip to the all-star game.

### 2007 Season

In his debut season with the Vikings in '07, Frazier helped the Vikings maintain their dominance against the run as they posted the #1 rush defense in the NFL for the second straight year, allowing a mere 3.1 yards per carry. The unit gave up just 74.1 yards per game on the ground and allowed only one opposing running back to break the 100-yard mark.

Frazier's defense was opportunistic, scoring on six interception returns to tie a Vikings record and adding a pair of TDs on fumble recoveries. The Vikings six scores by interception returns ranked as the 5th-most in NFL history. The team scored on three INTs in a key road game against the N.Y. Giants to set a team record against the eventual Super Bowl XLII champions.

The Vikings defense responded to new faces and new positions with impressive performances in 2007. The team was led in tackles by E.J. Henderson's career-high 155 tackles in his first season playing middle linebacker since 2004. Henderson added career-bests in sacks (4.5) and tackles for a loss (14). The Vikings linebacking crew entered 2007 with only Ben Leber playing his same position from the previous year. One of the most impressive individual performances came from 2nd-year LB Chad Greenway, who missed his 2006 rookie season with a knee injury but came back in '07 to rank 2nd on the team with 130 tackles, lead the NFL with four fumble recoveries and have a pair of interceptions, including one that he returned for his first career TD.



## Frazier Pre-Vikings

Frazier joined the Vikings after coaching defensive backs with the Indianapolis Colts and serving as Special Assistant to Head Coach Tony Dungy for two seasons (2005-06). The 2006 Colts defense clamped down on opponents throughout the playoff run that brought the franchise its first Super Bowl title since 1970. The team notched seven interceptions, eight sacks and recovered six fumbles in the postseason.

In his first season with Indianapolis in 2005, Frazier helped S Bob Sanders earn a Pro Bowl berth in his first season as a full-time starter. The Colts ranked 11th in the NFL in total defense after ranking 29th overall in 2004, going from 370.6 yards allowed per game to 307.1.

Prior to his tenure with Indianapolis, Frazier served as defensive coordinator with Cincinnati in 2003 and 2004, where he helped the Bengals go .500 in consecutive seasons for the first time in 12 years. Frazier's NFL coaching debut came in 1999, when he worked the Philadelphia Eagles defensive backs for three seasons. Under Frazier, CB Troy Vincent earned four Pro Bowl berths, S Brian Dawkins went to the game three times and Bobby Taylor appeared in the all-star game once. The trio all earned Pro Bowl recognition in 2002.

While with the Eagles, Frazier was a part of an impressive program-building project in Philadelphia that saw the team improve from a 5-11 record in 1999 to 11-5 in 2000, 11-5 in 2001 and 12-4 in 2002. The team advanced to the playoffs in each of the final three seasons Frazier was in Philadelphia, including winning the NFC East in 2001 and '02 and advancing to the NFC Championship game in both years.

Frazier spent 11 years coaching at the collegiate level before rejoining the NFL. In 1997 and '98, he worked with the defensive backs at Illinois on Ron Turner's staff, who Frazier would face 10 seasons later in the Super Bowl. The staff was part of an impressive rebuilding project, going 0-11 in 1997 before winning a bowl game in 1999.

Building programs was not unusual for Frazier. He started the Trinity College football program from the ground up, as the school fielded its first football team with Frazier as the head coach in 1988. Frazier turned the team into a winner, claiming Northern Illinois Intercollegiate Conference titles twice. Trinity named the football field in Frazier's honor in 1997 in tribute to his impact on the campus.

As a player, Frazier played for the Chicago Bears from 1981-86. He was a starting cornerback on the legendary Bears defense that keyed the Super Bowl XX win over New England, leading the Bears in interceptions in 1983, '84, and '85. During his career, which was cut short by a severe knee injury suffered in the Super Bowl, he had 20 INTs in 65 games, including two he returned for touchdowns.

As well as Frazier is known for his coaching abilities, he is also recognized for his community involvement off the field. Frazier works closely with All-Pro Dad, an organization that stresses the importance of fathers taking an active role in the lives of their children and putting family first, and he and his wife, Gale, continue to be involved in the Vikings community efforts.

## FRAZIER'S COACHING/PLAYING BACKGROUND

### Coach

2011-Present	Minnesota Vikings	Head Coach
2010*	Minnesota Vikings	Interim Head Coach
2007-10	Minnesota Vikings	Defensive Coordinator
2005-06	Indianapolis Colts	Defensive Backs
2003-04	Cincinnati Bengals	Defensive Coordinator
1999-02	Philadelphia Eagles	Defensive Backs
1997-98	University of Illinois	Defensive Backs
1988-96	Trinity International Univ.	Head Coach

### Player

1981-86	Chicago Bears	Cornerback
1977-80	Alcorn State	Defensive Back

\* Named Interim Head Coach for final six games.

## WHAT OTHERS SAID...

### Former Indianapolis Colts Head Coach Tony Dungy

I see a guy who is very, very grounded, and his Christian faith is going to guide the way that he coaches. I think he's a very strong person in a lot of ways and especially when things are tough. He's a guy I believe the players are going to be able to count on and the assistant coaches (too). If people say they see some of me in him, I take that as a great compliment because I look at him and he's the type of person that I would want to be.

- *Minneapolis Star Tribune, 11/23/10*

### Former Indianapolis Colts Head Coach Jim Caldwell

Leslie Frazier is an outstanding person with wonderful character and the utmost integrity, and he is an excellent football coach. I have had a relationship with Leslie for years, and I really enjoyed the tenure we shared together on staff here in Indianapolis. Leslie is a very bright person who relates naturally with everyone in an organization, and with players and coaches in particular. He is rooted solidly in football in all technical aspects and principles of the game, and his nature is one that draws positive responses from everyone with whom he comes in contact. This is a very good choice for Minnesota, and I know all Vikings fans will respect and enjoy the team Leslie helps put on the field.

- *Provided by the Colts - 11/23/10*

### Philadelphia Eagles Head Coach Andy Reid

Leslie is just a top-quality guy, man. A sharp, sharp football man. He's been interviewed for a lot of head coaching jobs because of the success he's had with the Vikings. I'm sure he'll do a nice job for them.

- *CSNPhilly.com - 11/23/10*

### Minnesota Vikings Linebackers Coach - Mike Singletary

Les has been one of my best friends ever since we met as rookies in Chicago. I am so proud of him and know he will make the most of this opportunity. The Vikings have a quality human being of high character. Les is honest and hardworking, but I am sure the people in that organization already know that. The fans will get to see that in time, as well.

- *Provided by the 49ers - 11/23/10*

### Minnesota Vikings DE Jared Allen

I'm very happy for Leslie to have this opportunity. He's a great coach and a great person. He provides an excellent work environment, he's determined to win, and as a former player, he relates to the guys in that locker room. That's all you can ask for.

### Minnesota Vikings LB Chad Greenway

It's great news that Leslie got the job. Guys respond to him and he's got great respect in the locker room. Coach Frazier deserves this opportunity and I know he's going to make the most of it.

### Minnesota Vikings WR Percy Harvin

Coach Frazier is the perfect fit for this team. This season and the last six weeks were tough on everyone but Coach Frazier did a great job in keeping us together. Now that we know he is leading this team it's on the players to get his back and go out and win him some ball games.

### Minnesota Vikings LG Steve Hutchinson

At the end of the season as interim coach he was well-respected by the team. Everyone in the locker room is confident in Leslie and you saw a renewed sense of urgency under him. Leslie has a track record as a player and at a championship level. He's won a Super Bowl as a coach as well. He knows what it takes to make those strides to get this team there.

### Minnesota Vikings DT Kevin Williams

We're excited that Leslie is going to get the chance to be the head coach for the future. He's put in his time and worked his way up and showed what he could do already this year. He's a guy who can relate to how the players feel and what they're going through and that's important. He's been where we are and he's earned our trust.





TUESDAY, JANUARY 3, 2012

Vikings Owner Mark Wilf/Vikings General Manager Rick Spielman/Vikings Head Coach Leslie Frazier



## Vikings Owner Mark Wilf

Good afternoon, thank you all for being here today. On behalf of the entire Vikings organization, I am very pleased today to announce that we have named Rick Spielman as the General Manager of our ball club. In this role, Rick will oversee all football related activities and operations. He will also continue to direct college and pro personnel programs and departments. We are very pleased to make this announcement and we have a great deal of confidence in putting all roster and personnel decisions for the Vikings in Rick's hands. We have worked closely with Rick for several years and have seen first hand his tremendous work ethic, experience and ability to evaluate talent. My brother Zygi and I and our ownership feel very strongly that we needed to establish a clear organizational structure, accountability and consistency throughout our decision-making process; enhancing our ability to achieve success for many years to come. We are committed to doing everything we can to get the Vikings back on the winning path and to bring world championships to Minnesota and all of our fans. We have a lot of work ahead of us and today is an important step in moving the Vikings forward. With that, it is my pleasure to introduce to you the General Manager of the Minnesota Vikings Rick Spielman.

## Vikings General Manager Rick Spielman

First off, I would like to thank the Wilf family for giving me the opportunity to become General Manager of the Minnesota Vikings. I know, in this position, that I will be held accountable for all football matters going forward. I am very excited about that opportunity and am ready to embrace the challenges ahead. With this structure in place, it is going to give us more consistency on how we are going to make decisions moving forward. 3-13 is not good enough. 3-13 is not acceptable for our fans of the Minnesota Vikings. It is not acceptable for our ownership, it's not acceptable for this organization, and I am going to take my share of the responsibility in that 3-13 record. Moving forward, what I believe we have to do is look at things from the positive, but also look at the things we have done negatively; where the mistakes were made, why they were made. We have to have open, frank, objective discussions moving forward and then come up with a plan of action for preventing from making those mistakes again. It is also my responsibility as we move forward in making decisions to look for the short term success on the football field, but also looking out for our long term goals so we can be successful year in and year out. There are a lot of challenges ahead, there are going to be a lot of tough decisions that are going to have to be made. We are going to start that process as of today. As we go forward, the 2011 season is behind us, we are now getting the Minnesota Vikings ready to meet the challenges in 2012.

### Q: You seem pretty emotional, what is going through your mind as you look to take over this job?

A: Its excitement, but it's also the disappointment from the season we had, and I don't think anyone in this organization is satisfied with how we ended up this year. You can't be. We have to focus on how we are going to move forward and that's what our objective is. I don't think anyone in this organization will ever want to go through an experience like the 3-13 season like we had this year.

### Q: Was there an underestimation of the talent level of this roster, and if so how did that happen?

A: Again, when we went through the decision process last year and what we felt was putting out a competitive roster; I was involved in all those decisions. I think going forward, now I will be held accountable for those decisions. We are going to start a process next week; I know our coaches and my staff are writing up our players this week. We are going to have to look at our roster, determine who can win ball games for us, who can't win ball games for us and where we need to move on. Then the next process is going to be, where are the strengths in free agency? Where are the strengths in the draft? We have the process in place, now we just have to make the correct decisions as we go through our process.

### Q: What's your confidence level in Leslie, is he your guy going forward?

A: Ownership will make that determination on the head coach. I will still work very closely with Leslie on all our decisions going forward, but I know I will now be held accountable for all those decisions.

### Q: Is it still an open question whether he will be the coach?

A: No, there is no question; Leslie is our head football coach going into next year. I have the utmost confidence in him leading us to where we need to go.

### Q: What didn't work about the triangle of authority that was established years ago, and do you need clear autonomy to work in the NFL, personnel-wise?

A: I think, if you look through other organizations, what our ownership did, they found what was working successfully in the NFL. I think this structure will give us a chance to be successful going forward. That is the thing we are looking forward to getting going.

### Q: When you talk about having more consistency in the decision making process, how do you envision that playing out with the people involved?

A: I think our process as we go through will be thoroughly discussed. Our ownership, our head coach, our coaching staff; all the people involved in this decision process will get a voice to say what they think, the difference will be when we make our personnel decisions and when we go forward, I will have the final authority on what that decision is going to be.

### Q: What do you see as the number one issue with this franchise?

A: It's hard to say. When people look at 3-13, it's a disaster but I really believe internally everybody knows there are a lot of positive things going on and it may not have shown this year. I think by doing a structural change in a structural organization, that will help clarify a lot of things in the building so that there is one person responsible as we move forward which should hopefully produce what we want to produce on the field going into next year and hopefully the future years.

### Q: Do you see any changes in your scouting staff or your particular staff in football operations?

A: We'll look at everything. I don't predict any changes in the scouting department. We may have some restructuring on who is going to be responsible for what as my role moves up. Coach Frazier will be responsible for all of the coaches. He'll have the final authority on everything from the coaching staff and the changes that will be made and I will be working with Leslie giving my input as well, but Coach Frazier will have the final say on the football coaches.

### Q: When you were hired here in 2006 did you have any hope of eventually becoming the General Manager?

A: Again, I wanted to do whatever it took for us to win ball games and that's still my objective. I felt very blessed to get an opportunity to come here because I know what a unique place this is, what a special place this is with the fan base, with the tradition of the Minnesota Vikings. What a special place it is to work for the ownership group that we do have in place.

### Q: Are you sold on Christian Ponder as being your guy to start with?

A: Leslie will make the decision on who is going to be the starting quarterback and not-starting quarterback but I have the utmost faith in Christian Ponder. I know when you go back and look at the studies of the rookie quarterbacks that have been taken through at midpoint during the season, I looked at all of their statistical analysis and Christian Ponder came out almost identical to a lot of those guys from Jay Cutler to Eli Manning to a lot of those players that took over. I know with the quarterback position there are a lot of growing pains that you have to go through but all of our research and everything that we did to make that decision last year in the Draft, I have the utmost confidence Christian Ponder is going to be our franchise quarterback.

### Q: Was Ponder your choice or did you have to be swayed to take him because there were other quarterbacks available at the time?

A: No. Again, when we went through the decision process, everybody was involved and we made decisions based on what was best for our organization but I was one hundred percent behind the Christian Ponder selection.

### Q: How much will your experience in Miami inform to your approach here?

A: I think you learn from your experiences. We had a lot of success down in Miami. We had the one disastrous year but that's how you get better, and to me, that's what we're going to do. Internally and all of our football ops departments is to look and see where we can get better, identify where we can get better, and come up with that plan of action on how to get



better, not just say, 'Yeah, we made a mistake here, what are you going to do?' No, it's going to be, 'Yeah, we made a mistake. Now what are we going to do to make sure that doesn't happen again?'

**Q: Do you have a time limit to turn this around or contract?**

A: I'll have the ownership address all of my contract concerns. I'm not going to talk about those. Those are kept internally but all I know is we're going to do all we can to get ready for the 2012 season.

**Q: Do you feel like you're in a rebuilding process now?**

A: Retooling, rebuilding. Again, we're going to have to look at our roster and identify those needs and then we're going to have to aggressively go out and fill those needs when we come out on the end on where we think our current roster is.

**Q: You've had some close games this year. You're not that far away are you?**

A: No, and you see it in the NFL where teams can turn very quickly. Every year there are four or five new teams back in the Playoffs and I don't have any doubt that we're going to do everything we can to try to get us in that position and that's what the offseason is. That's where you get your football team better. Losing those games, to me, whether you lost by five or lost by seven or lost by 40, those are still losses and we're going to be held accountable for wins and losses.

**Q: You've built this team around running the ball and stopping the run. In a pass-happy league, is it time to change that?**

A: Again, that's the working relationship I have with Leslie Frazier as the head coach. I have to understand what they're trying to run on defense. I have to understand what type of personnel they're looking for and it's our responsibility to get them the right players to run the schemes. Leslie Frazier is our leader. He is going to put that football team and lead that team on Sundays but it's our responsibility to make sure he has the right personnel to do that.

**Q: Why did you stay silent all year and let Leslie take the bullets from the media?**

A: Because I wasn't a GM. That wasn't my role.

**Q: So things change now?**

A: We'll discuss our media policy going forward.

**Q: How long has this been in the works? Did this happen after the season?**

A: Again, there are a lot of internal discussions that have been going on but the decision was made yesterday from the Wilf family. I know they talked to Leslie, they talked to myself and felt this was the best to move forward for our organization.

**Q: How much did you feel handcuffed in doing things with having to collaborate with the head coach on decisions?**

A: Again, that was the structure and I was willing to do whatever I could to work within that structure to make it work, and we made some good decisions in that structure and we made some mistakes as well but that doesn't say, 'Was I unhappy?' No. I was very excited just to be a part of this organization and to be able to work with people like the Wilf ownership, to be able to work with people like Brad Childress, to be able to work with people like Leslie Frazier and those relationships will continue.

**Q: Do you expect this to change the collaboration you have with Leslie on personnel matters? Will there be any difference on how you two work together compared to before?**

A: No, I think we will still have open discussions. We still have to listen to what the coaches are saying because coaches will still be heavily involved as we go through all of our personnel but it's my responsibility in the end to decide what's best for this organization moving forward and I know I had a great conversation with Leslie and he'll come up to speak to you. I have no doubt moving forward that this is even going to grow stronger in our relationship to put a winner on the field.

**Q: With accountability comes pressure. How do you think you'll handle that?**

A: I'm very excited about it. That's what you want. When you're in professional sports, whether you're a player, whether you're a coach, I thrive off that and I really enjoy the pressure part of it.

**Q: As you look at this roster, what is the biggest need on this team?**

A: Again, I think until we get through our process and go through that, there are going to be a lot of things I think we're going to have to look at and where we are going to have to rebuild, or where we're going to have to get new and I don't think you can just focus on, 'This is our top priority.' I think you have to have a global look at your roster and be upfront and honest and objective, 'Can we win or can't we win with this guy?' And if we can't, we need to move on and if we're moving on, what's our plan of action of how we're going to replace that guy.

**Q: When you look at your body of work here, what do you think is your biggest success and biggest failure?**

A: You guys determine that. We've had some successful drafts but everybody is going to have misses as well but I know I'm going to be judged from this day going forward on what's done.

**Q: Are you going to hire an assistant GM?**

A: No, I think we're pretty comfortable with where we're at from a standpoint of my department with George Paton, he's our Player Personnel Director. His responsibilities may increase some. Scott Studwell I think is one of the best guys I've ever worked around as far as being a College Director and going out and evaluating talent and I'm very excited about the staff that I have in place here. I think the one thing that we did to analyze ourselves is we came up with a system where I have a percentage on each guy, and I do it to myself. What is our percentage on hitting in each round? How does that compare to the NFL average? How does that compare to the current playoff teams? And each individual scout. How are you grading those players coming out of your area? Are you on or are you missing? We go down as deep as, 'Are you a better grader as an offensive line evaluator or do you grade better at receiver?' And by getting all of that information, it's a process where I can show the guy on tape and I show myself, 'Hey, you're too hard of a grader in this area. These guys have made it and you said they wouldn't or 'You're being too light in this area where we need to make sure we improve in this area.' It's a self-scout check in the scouting department if that makes sense.

**Q: You say that you are graded too, who grades you?**

A: I did it on myself. But I also gave all that information to our ownership and then I know you guys are going to grade it from your seats.

**Q: What did the organization see in Donovan McNabb's viability as a starting quarterback that the Redskins and the Eagles didn't?**

A: Again, I go back to those decisions and I'd like to keep those decisions internally. But at the time we made that decision, we felt that it was the best move for our organization moving forward, especially with the circumstances that we were dealing with; with the lockout and with having a rookie quarterback. That was the decision that was made and I was part of that process.

**Q: Did you lobby ownership to make this change?**

A: I didn't lobby anything.

**Q: Were you the only candidate?**

A: I don't know that. I just know that Mark and Zygi have been very supportive of me over the last five years. I think they know the body of work that they've seen. I don't think there was any other candidate, to my knowledge.



## Vikings Head Coach Leslie Frazier

Good afternoon. Congratulations to Rick, I think that's a good move for our organization. Having Rick in that GM role really should enhance my role and my responsibilities here with the Minnesota Vikings. It should help me tremendously, and help our football team and our organization as well. We've had a good working relationship over the last year-and-a-half. And, this should really help us going forward to do the things that are necessary this offseason to improve our football team and put forth a team that will give our fans a lot to cheer for in the year 2012.

Looking back at Sunday, just a recap from an injury standpoint, we have an update on Toby Gerhart. He does have an MCL, for sure. He will go through a process over the next two or three weeks. We're going to evaluate where he is and make a determination about whether or not he's going to need surgery. We're in hopes that he will not have to have surgery, but we're going to revisit in about three weeks and take a look again. Christian is much better, he's improving with his hip pointer. That's just a matter of time, nothing other than that needed to go through the healing process. The update with Adrian is he's back in town now. He's, as you can imagine, going 100 miles per hour with the rehab. He's doing a good job; so far, so good. There are some benchmarks that he'll have to hit along the way. But at this point, everything is moving in the right direction. A successful surgery is something we were all hoping for, and that was the case. Other than that, with some of the guys that are injured, there are a number of guys we will talk about over the rest of the offseason, but those three were the most recent and the ones that we were very concerned about.

Looking back at 2011, there were a lot of tough Sundays, for sure. The one thing I hold on to is that fact that our players continued to compete throughout the year, throughout a very difficult year, and in every single game, just fighting as hard as they could. One of the things that you take away from the season is some of the bright spots that occurred with some of our guys performances. Being able to see Toby Gerhart come along and play as well as he did in Adrian's absence. Percy Harvin, really maturing as a player, and really coming along, and really becoming a leader in so many ways. Just seeing our young quarterback, although he went through some ups and downs, we really believe that some of the things he went through this season will help us in 2012, for sure. Just seeing Joe Webb come in and give us a spark in a number of different ballgames was something that was really encouraging for our football team. Seeing the development of John Sullivan, coming back from a very difficult 2010, and really playing some very good football for us. Jared Allen, a record-setting year, just a tremendous accomplishment on his part. A guy who really committed to coming back and having a Pro Bowl season, and he really surpassed it in so many ways. It was an MVP-type season. The development of Brian Robison, a guy who we had a lot of high hopes for, getting in the starting lineup and playing as well as he did with the number of snaps that he got, that was really encouraging. Seeing a guy like Asher Allen just continue to battle through injuries and give us some hope that we have a guy in the secondary that we can potentially work with going forward. So there were some things that we can look to and believe that we have a foundation to build on as we look to 2012 and as we go through some of the things that we'll have to take a real hard look at this offseason. Which includes my thoroughly going back and looking at our coaching staff and just making sure we're doing the right things in that regard. No decision has been made with any of our coaches. I'm meeting with them and talking with them throughout this week. We'll come to some conclusion on what's best for us as we work to improve in 2012. Schematically, we'll take a look at everything; On offense, defense, and special teams, and just try to make sure that we're doing the right things as we look forward to this next season. It's something we have to do. So, with the announcement of Rick being named General Manager of our football team, along with the things that we have to get done this offseason, as difficult as 2011 was, I'm not a person, by any means, who's going to stand here and tell you that we can't get it going in 2012. We are optimistic about 2012. We've seen a number of teams that have had down years, bounce back and have success the next year. We plan on being one of those teams. We are drafting high in this draft, and we're going to have a chance to address some personnel needs. We'll have a chance to hit on some NFL free agents. And if we do the things that are necessary to replenish our roster and work as hard as we can as a staff this offseason to address some things that we have to get addressed, we have a chance to be a viable team in 2012. There's no question in my mind about that.

**Q: You said that you haven't finalized any changes to your coaching staff, where are you in that process and when would you like to have those decisions made?**

A: I'll continue to talk with our staff and evaluate some of the things that we're doing over the rest of this week. I don't have a time table where those decisions will be made. But there will be ongoing discussions throughout.

**Q: When you evaluate yourself and what you could have done better, any changes you'd like to make in terms of how you felt this year went?**

A: Yeah, there are some things that I want to take a look at and hopefully do better in 2012. That's a part of it. Anytime, any situation, whether you're in a win or loss situation; in my case, the buck stops with the head coach. And I understand that. There are some things that I have to do better in 2012 as well.

**Q: What do you sense will be enhanced with this new power structure?**

A: I think for me, it just creates clarity in some of the things that we do from a decision standpoint. And that's extremely important when you're in the role that I'm in. It levels the playing field in so many ways. So, it's a plus in that regard.

**Q: Did you find that there was confusion in this first year, trying to navigate that process?**

A: No. The biggest thing is, you just want to know what the lines of demarcation are. For me, I know exactly where I need to go when I have to talk about certain matters and get those things handled, and that's good. It's really good for me.

**Q: A number of your players mentioned that they don't necessarily want a change in scheme; do you get their input on that at all?**

A: I talk to our players. I talk with them; they're the guys who are out there playing. I listen to what they have to say, but at the end of the day, I have to do what I think is best for our team. I listen to their input, it's important to me, they know that. But, when it's all said and done, I have to try to make a decision based on what I think is best.

**Q: As you look at this roster, what right now is the number one need, position wise?**

A: We have a number of areas that we have to address this offseason. The good thing is, we're drafting high enough where we know we're going to get some good players. When it gets to NFL free agency, we'll have to do the same thing; identify what our area of needs are, and go after the right guys. But, we have a number of areas we have to address, and not being specific today, I don't want to be as specific today.

**Q: Is the 3-4 defense an option for the 2012 season?**

A: I don't want to eliminate any possibilities at this point, but my background is 4-3. I want to do what is best for our team. You take a look at your personnel, and you determine what you do based on your personnel. You don't want to jump on the bandwagon purely because it is popular in some other city and they have had success. If it doesn't fit what you do, you better do what fits you.

**Q: Looking at your current roster, could it translate to a 3-4?**

A: Maybe.

**Q: How do you factor Chris Cook into your future plans?**

A: I don't know if you can. There are so many unknowns with Chris. At this point Chris is not on my radar. As we are going forward and having to sit down and discuss our personnel and what we have to get done, until I know conclusively what is going to happen with Chris Cook, I can't really factor him into what we are trying to get accomplished.

**Q: Did this season shake your confidence that you are the right man to lead this team?**

A: Not at all. I have complete confidence that we will get things going in the right direction. There were enough things that I saw this season that tell me that it's a real possibility. It is the first year for me and our staff together. I am optimistic about 2012 and beyond, I really am.

**Q: Will Rick Spielman have input on your coaching staff and schemes that you run?**

A: Rick and I will talk about everything. We will discuss our roster, our team, our staff and try to come to some conclusion on what is best for our football team.



**Q: Do you feel like you have a support system in Rick?**

A: I really do. I felt that way throughout this season and I don't think adding a title will change that. I think it really should enhance our role and our relationship.

**Q: With having the 3rd pick and being at the top of the waiver system, does it give you a chance to cycle out the roster?**

A: That was one of the points I alluded to a moment ago. The fact that we are drafting as high as we are, we are going to have a chance to get some very good football players and I know between Rick and our scouting department that is going to be addressed and we will make some good decisions which should improve our roster.

**Q: Do you head into the draft thinking about how to stop teams in the NFC North?**

A: You do have to take a look at your division and what is happening in your division. How can you get back in the mix? We have to take a real hard look at a number of areas. We definitely have to take a look at what we are doing from a defensive standpoint. Our secondary will be key to that. The quarterbacks in our division along with the receivers that we face, we have to do a good job of identifying the right people to help us to improve on defense.

**Q: How do you think you can improve your in-game management?**

A: Just continue to communicate with the people I talk with upstairs and just making sure I have a good handle on what the situation is; what is going on on the football field.

**Q: Are you heading into next year with Christian Ponder being the starting quarterback?**

A: When we open up OTAs, Christian will be our number one quarterback. We fully expect him to improve and get better.

**Q: What are the challenges in unifying a vision with Rick going forward?**

A: I think our vision is the same. Just like Mark and Zygi, we want to bring a world championship to Minnesota. That is the vision and we are going to sit down and talk through the plan for this 2012 season going forward and beyond. That is the unifying goal; to bring a world championship to Minnesota.

**Q: Have you had any contact with Chris Cook since he has been inactive and what level of confidence do you have that he has used his time to put him in a position to help you next year?**

A: I have spoken to him a few different times and it's hard to determine where things are with Chris with not being able to sit down face-to-face but we'll learn in a few months what his future will hold.

**Q: Are you referring to his legal situation in terms of what the organization decides?**

A: More so the legal situation. That will determine a great deal of what happens going forward.

**Q: How could you trust him again if he happens to get out of this?**

A: It's a good question and one that we'll have to determine if Chris is going to be a part of what we do going forward. That decision still hasn't been made. We have no idea what's going to happen with him going forward and once there's some clarity, the decision will be made.

**Q: What don't you have control of now that you did this season? What has changed with Rick?**

A: Probably the biggest thing for us is that we have a General Manager now who will be in charge of football operations. That is a good thing for our football team. We have a person that has final say on so many areas on our football team and that's probably the most important thing, just knowing that fact going forward.

**Q: Does this strike you as a demotion in your duties?**

A: No, it goes back to what I said earlier. It really enhances my role as head football coach. I really think it's a positive and I'm all for it and I'm excited about Rick being in that role. I think it's a good thing for our organization.

**Q: When it comes to free agency, how do you sell those guys on wanting to be a Viking?**

A: I think with every player that you entertain when it comes to free agency, it's not a whole lot different when we sat down with Jared Allen a few years ago and talked to him about what we're trying to get accomplished here in Minnesota and it will be similar when we talk with free agents in 2012, depending on what direction we go. You really have to sell them on what you're doing and what our vision is here in Minnesota and then it's up to them to determine whether or not it's a good fit for them and what they want to get accomplished.

**Q: You must have a list of guys that you think can play and one of guys who can't. What is the length of both?**

A: We have some good guys in our locker room, some good players and myself, Rick, and our staff will sit down and determine who are going to be the guys who are going to be a part of our football team going forward. That's a lengthy process and one that we have to be very thorough on as a group and we have some hard decisions to make in the days to come.

**Q: Do you sense Cedric Griffin needs a fresh start somewhere else?**

A: I don't know that. Cedric has done some good things for us over the course of his career. He and I will sit down and talk again over the course of this offseason and make a determination about what's going to be best for him, what's going to be best for us.

**Q: We saw a very calm demeanor in you all season. Is there another side to you when you deal with these players that we don't see when you're trying to get a message across to them?**

A: I think our guys know when I'm not pleased with some of the things that occurred in situations and try to get that point across, we're not pleased with where we are coming out of this past season and we have some things that we have to address but every situation is different. There are moments where you have to elevate sometimes and they know when those moments are but it's not always calm and composed, not always.







## 2011 INDIVIDUAL LEADERS

Qualifying Players Only/2011 Regular Season NFL Rankings  
Prior to Monday Night Football

2011 Minnesota Vikings			
Category	Player	Total	NFL Rank
<b>Scoring</b>	Longwell	104	13
<b>Passing Yds.</b>	Ponder	1853	17
<b>Passing TDs</b>	Ponder	13	13t
<b>Passer Rating</b>	Ponder	70.1	16
<b>Completion Pct.</b>	Ponder	54.3	16
<b>Rushing Att.</b>	Peterson	208	7
<b>Rushing Yds.</b>	Peterson	970	8
<b>Rushing TDs</b>	Peterson	12	3t
<b>Receptions</b>	Harvin	87	4
<b>Receiving Yds.</b>	Harvin	967	10
<b>Receiving TDs</b>	Harvin	6	20t
<b>Interceptions</b>	Sanford	2	41t
<b>Fumble Rec.</b>	Allen	4	1
<b>Sacks</b>	Allen	22	1
<b>FGs Made</b>	Longwell	22	12t
<b>FG Pct.</b>	Longwell	78.6	13t
<b>Net Punting Avg.</b>	Kluwe	38.0	10
<b>Punt Ret. Avg.</b>	Sherels	8.4	10
<b>KO Ret. Avg.</b>	Booker	23.7	11

## 2011 STATISTICAL SNAPSHOT

2011 Regular Season NFL Ranking

Vikings	Record	NFL Avg.
3-13		8-8
340 (19)	<b>Total Points Scored</b>	355
21.3 (19)	<b>Points Per Game</b>	22.2
331 (16)	<b>Offensive Points Scored</b>	329
297 (18)	<b>First Downs</b>	311
329.7 (18)	<b>Total Offense Per Game</b>	346.8
5.24 (17)	<b>Avg. Yards Per Play</b>	5.45
144.9 (4)	<b>Net Rushing Yards Per Game</b>	117.1
184.8 (28)	<b>Net Passing Yards Per Game</b>	229.7
17/68 (21t)	<b>Had Intercepted/Yards Returned</b>	16
26 (19)	<b>Total Giveaways</b>	25
49/298 (27t)	<b>Sacks Allowed/Yards Lost</b>	37/242
28:39 (27)	<b>Possession Average</b>	30:00
38.4 (13)	<b>Third Down Efficiency</b>	38.0
38.9 (17)	<b>Fourth Down Efficiency</b>	43.3
56.6 (9)	<b>Red Zone TD Efficiency</b>	52.2
109/908 (23)	<b>Penalties/Yards</b>	103/867
449 (31)	<b>Opp. Total Points Scored</b>	355
28.1 (31)	<b>Opp. Points Per Game</b>	22.2
405 (30)	<b>Total Offensive Points Allowed</b>	329
332 (24)	<b>Opp. First Downs</b>	311
358.2 (21)	<b>Opp. Total Offense Per Game</b>	346.8
5.58 (21)	<b>Opp. Avg. Yards Per Play</b>	5.45
107.0 (11)	<b>Opp. Net Rushing Yards Per Game</b>	117.1
251.2 (26)	<b>Opp. Net Passing Yards Per Game</b>	229.7
51.8 (14)	<b>Opp. Red Zone TD Efficiency</b>	52.2
97/834 (22t)	<b>Opp. Penalties/Yards</b>	103/867
8/152 (31t)	<b>Defensive Interceptions/Yards Returned</b>	16
23 (20t)	<b>Total Takeaways</b>	25
50/342 (1t)	<b>Defensive Sacks/Yards</b>	37/242
-3 (19t)	<b>Turnover Ratio</b>	0
77/38.0 (23)	<b>Punts/Net Punting Avg.</b>	78/38.8

## VIKINGS MEDIA-ONLY FTP SITE

For instructions on how to access the Vikings media-only FTP site, which contains transcripts, headshots, press conference audio files and other valuable media information, please visit page 54.

## VIKINGS BY THE NUMBERS

4

Career kickoff returns for touchdowns for WR/KR **Percy Harvin**. Harvin is the only Vikings player in team history to have more than one KR for a TD. He returned the opening kickoff at San Diego (9/11/11) 103 yards for the TD.

5

Consecutive seasons DE **Jared Allen** has finished with double-digit sacks. Allen led the Vikings with 22.0 sacks in 2011 after finishing with 11.0 last year and 14.5 in each of his first two years with the team.

11

Team record consecutive games with a sack by DE **Jared Allen**.

22

Tackles for LB **Chad Greenway** vs. Oakland on 11/20/11, the 2nd most in a game by a Viking.

28

Career 100-yard rushing performances (including playoffs) for RB **Adrian Peterson**.

26.9

Vikings average kickoff return yardage - the 2nd best in the NFL in 2011.

50

Team sacks for the Vikings in 2011, tied for the most in the NFL.

54.5

Career sacks for Kevin Williams - the most by an NFL defensive tackle since 2003 and 9th overall in Vikings history.

64

Career rushing TDs for RB **Adrian Peterson**. He is 1st in Vikings history after surpassing Chuck Foreman (52) in week 2 vs. Tampa Bay.

85

Career rushes for WR **Percy Harvin**. He is 1st in Vikings history for a WR.

104

The length of Percy Harvin's career-long KO return at Atlanta that tied the Vikings franchise record.

114

Vikings roster moves since August 1, 2011.

135

Field goals made for K **Ryan Longwell** as a Viking, the second most in team history. Longwell is only the 4th player in team history to make 100 field goals.

144

Consecutive sellouts at Mall of America Field.

180

Career punts inside the 20-yard line for P **Chris Kluwe**, a team record and the 4th-most among all players since Kluwe joined the Vikings in 2005.

181

Career games played for TE **Jim Kleinsasser**. Kleinsasser ranks 1st in team history for games played by a tight end.

1,687

Career points for K **Ryan Longwell**, who ranks 13th in NFL history.

6,752

Career rushing yards for RB **Adrian Peterson** in 5 seasons, which ranks 2nd in team history behind Robert Smith's franchise record.



## DOME FIELD ADVANTAGE

The Vikings are 19-13 at Mall of America Field since the start of the 2008 season, including an 8-0 finish in 2009 (4-2 in 2010, missing two games due to the roof collapse). The team now has a combined record of 157-88-0 (.641) all-time at Mall of America Field, which includes a 7-5 mark in postseason games. The 8-0 home record in '09 was just the 3rd in team history (1998, 1989) at Mall of America Field and it marked just the 8th time the team had finished with an undefeated home record.

The team has never been shut out at the current stadium and hasn't been shut out at a home stadium since 10/7/62, when they lost 13-0 to Chicago at Met Stadium.

## SELLOUT STREAK CONTINUES

The Vikings currently have a **sellout streak of 144 preseason, regular season and postseason games at Mall of America Field**. The team's sellout streak dates back to the beginning of the 1998 season. The Vikings now have a combined record of 156-85-0 (.644) all-time at Mall of America Field, including a 7-5 mark in playoff games.



## VIKINGS BUILD PRACTICE SQUAD

The following eight players make up the Vikings practice squad in 2011:

Player	Pos.	School	Exp.
17 Kris Adams	WR	Texas El-Paso	R
72 Chris DeGeare	G	Wake Forest	2
20 Reggie Jones	CB	Portland State	1
68 Butch Lewis	G	USC	R
59 Tyrone McKenzie	LB	South Florida	2
89 Allen Reisner	TE	Iowa	R
15 Kerry Taylor	WR	Arizona State	R



## VIKINGS ALL-STATE TEAM NAMED

The Vikings recognized their High School All-State Football Team for the 10th straight season at halftime of the game vs. New Orleans on December 18 at Mall of America Field. The All-State Team and the High School Coach of the Year were recognized on the field and during pregame activities.

## 2012 RETURNING NUMBERS

### Leading Returners

	Player (Total)
Passing Yards	Christian Ponder (1853)
Rushing Yards	Adrian Peterson (970)
Rushing TD	Adrian Peterson (12)
Receiving Yards	Percy Harvin (967)
Receiving TD	Percy Harvin (6)
Punt Return Yards	Marcus Sherels (277)
Kick Return Yards	Percy Harvin (520)
Tackles	Chad Greenway (170)
Sacks	Jared Allen (22.0)
Interceptions	Jamarca Sanford (2)
Field Goals	Ryan Longwell (22/28 FG, 53 lg)
Punts	Chris Kluwe (45.7 avg)

## 2011 NEW FACES

### FREE AGENTS

Player	Pos.	School
Kris Adams (PS)	WR	Texas El-Paso
Xavier Adibi	LB	Virginia Tech
Emmanuel Arceneaux	WR	Alcorn State
Devin Aromashodu	WR	Auburn
Remi Ayodele	DT	Oklahoma
Joe Berger	C	Michigan Tech
Michael Jenkins	WR	Ohio State
Reggie Jones (PS)	DB	Portland St.
Charlie Johnson	T	Oklahoma State
Matt Katula	LS	Wisconsin
Butch Lewis (PS)	G	USC
Tyrone McKenzie (PS)	LB	South Florida
Jarrad Page	S	UCLA
Sage Rosenfels	QB	Iowa State
Benny Sapp	DB	Northern Iowa
Andrew Sendejo	S	Rice
Mickey Shuler	TE	Penn State
Kerry Taylor (PS)	WR	Arizona State

### DRAFTED ROOKIES BY ROUND

Player	Pos.	School
1) Christian Ponder	QB	Florida State
2) Kyle Rudolph	TE	Notre Dame
4) Christian Ballard	DL	Iowa
5) Brandon Burton	CB	Utah
6a) DeMarcus Love	T	Arkansas
6b) Mistral Raymond	S	South Florida
6c) Brandon Fusco	C	Slippery Rock
7a) D'Aundre Reed	DE	Arizona
7b) Stephen Burton	WR	West Texas A & M

### UNDRAFTED ROOKIE FREE AGENTS

Player	Pos.	School
Kris Adams	WR	Texas El-Paso
Larry Dean	LB	Valdosta St
Caleb King	RB	Georgia





## NFC PLAYERS OF THE WEEK

Minnesota has nine current players that have earned 16 NFC Player of the Week honors as members of the Vikings.

**Adrian Peterson** - Offensive Player of the Week - vs. ARI (10/9/11)

- Peterson rushed for 122 yards and 3 TDs in the Vikings win vs. Arizona
- All 2 of Peterson's TDs came in the 1st quarter.

**Jared Allen** - Defensive Player of the Week - vs. CHI (11/30/08)

- Season-high 2.5 sacks and 9 total tackles (7 solo).

**Chad Greenway** - Defensive Player of the Week - at DET (9/20/09)

- Finished with 4 tackles, 2 INTs, 1 FR.
- Became just the 15th player in team history to notch a 3-takeaway game and only the 3rd LB to accomplish the feat.

**Cedric Griffin** - Defensive Player of the Week - at DET (12/10/06)

- Finished with an interception, a forced fumble and a fumble recovery.

**Percy Harvin** - Special Teams Player of the Week - vs. DAL (10/17/10)

- Returned three kickoffs for 134 yards (44.7 avg.), including a 95-yard touch-down to open the second half of the game.

**Percy Harvin** - Special Teams Player of the Week - vs. SF (9/27/09)

- Returned four kickoffs for 180 yards, including a 101-yard TD; averaged 45.0 yards per return.
- Also finished with four receptions for 51 yards (12.8 avg.) on offense.

**Chris Kluwe** - Special Teams Player of the Week - vs. ARI (11/7/10)

- Punted four times for 191 yards (47.8 avg. and 46.0 net avg.)
- All four punts landed inside the Cardinals' 20-yard line, including one at the 1-yard line.

**Ryan Longwell** - Special Teams Player of the Week - vs. NYG (12/28/08)

- Connected on a game-winning 50-yard field goal as time expired.
- Finished 2-2 on field goals (48, 50) and 2-2 on PATs.

**Ryan Longwell** - Special Teams Player of the Week - vs. CAR (9/17/06)

- Connected on 3-of-4 field goals (26, 22, 19) and 1-1 PATs.
- Kicked the game-winning 19-yard FG in overtime after throwing a TD in regulation.

**Adrian Peterson** - Offensive Player of the Week - vs. DET (9/26/10)

- Rushed for 160 yards and two TDs on 23 carries (7.0 avg.).
- Also caught five passes for 30 yards.

**Adrian Peterson** - Offensive Player of the Week - vs. GB (11/9/08)

- Rushed for 192 yards and a TD on 30 carries (6.4 avg.).
- Also caught 3 passes for 33 yards.

**Adrian Peterson** - Offensive Player of the Week - vs. SD (11/4/07)

- Set an NFL record with 296 rushing yards on the day.
- Carried 30 times for 296 (9.9 avg.) and 3 TDs, including a 64-yarder.

**Adrian Peterson** - Offensive Player of the Week - at CHI (10/14/07)

- Rushed 20 times for 224 yards and 3 TDs, including a 73-yarder.
- Averaged 11.2 yards per carry and caught 1 pass for 9 yards.

**Kevin Williams** - Defensive Player of the Week - vs. JAC (11/28/04)

- Finished with six tackles, a sack and a fumble recovery for a TD.

**Antoine Winfield** - Defensive Player of the Week - vs. NO (10/6/08)

- Finished with 8 tackles, a sack, a FF and a FR.
- Also returned a blocked field goal 59 yards for a TD.

**Antoine Winfield** - Defensive Player of the Week - at PHI (10/28/10)

- Finished with 9 tackles, 2.0 sacks, a FF, a FR and a touchdown.
- Notched a sack, a FF, a FR and a 45-yard TD on the same play.

## Vikings Build Team for Long-Term Success

The Vikings have built a deep and talented roster for the 2011 season through the draft, free agency and trades. The team has seven former Pro Bowlers on the roster, four of which were original draft picks of the Vikings (**Percy Harvin**, **E.J. Henderson**, **Adrian Peterson**, and **Kevin Williams**). The team has signed two Pro Bowlers as free agents (**Steve Hutchinson** and **Antoine Winfield**) and acquired one by trade (**Jared Allen**).

In the 2011 NFL Draft, the Vikings acquired 9 players, including first-round QB Christian Ponder (#12 overall) and many of which the team expects to have an immediate impact.

The team has nine players who had earned 15 NFC Player of the Week honors, including three in 2010.

## Century Club

K **Chris Kluwe**, DE **Jared Allen**, LB **E.J. Henderson**, and LS **Cullen Loeffler** are the most recent Vikings to reach 100 career games played. With the four, the Vikings now have 11 current players that have reached the 100-game plateau in regular season games played: K **Chris Kluwe** (111), DE **Jared Allen** (125), LB **E.J. Henderson** (125) G **Steve Hutchinson** (157), TE **Jim Kleinsasser** (181), LS **Cullen Loeffler** (123), K **Ryan Longwell** (240), TE **Visanthe Shiancoe** (144), DT **Kevin Williams** (140) and CB **Antoine Winfield** (175). Of the group, Kleinsasser has played the most games in a Vikings uniform, with all 177 contests coming as a member of the team. He now ranks 26th in the Vikings all-time games played list, which is topped by DT Jim Marshall (270).

## 2011 CAPTAINS OF THE WEEK

The Vikings select captains on a game-by-game basis throughout the season. This year's captains have been:

### 2011 VIKINGS CAPTAINS OF THE WEEK

- Week 1 - San Diego - Ryan Longwell, Antoine Winfield, Steve Hutchinson
- Week 2 - Tampa Bay - E.J. Henderson, Donovan McNabb, Chris Kluwe
- Week 3 - Detroit - Percy Harvin, Adrian Peterson, Kevin Williams
- Week 4 - Kansas City - Ryan Longwell, Jim Kleinsasser, Jared Allen
- Week 5 - Arizona - Chris Kluwe, Adrian Peterson, Chad Greenway
- Week 6 - Chicago - Donovan McNabb, Ryan Longwell, EJ Henderson
- Week 7 - Green Bay - Chris Kluwe, Steve Hutchinson, Kevin William, Chris Doleman (Honory Captain, Inducted into Vikings Ring of Honor)
- Week 8 - Percy Harvin, Jimmy Kleinsasser, Jared Allen
- Week 9 - BYE
- Week 10 - Ryan Longwell, Adrian Peterson, Chad Greenway
- Week 11 - Chris Kluwe, Percy Harvin, EJ Henderson
- Week 12 - Chris Kluwe, Jim Kleinsasser, Jared Allen, Kevin Williams
- Week 13 - Ryan Longwell, Chad Greenway, Steve Hutchinson
- Week 14 - Chris Kluwe, Steve Hutchinson, EJ Henderson
- Week 15 - Ryan Longwell, Jimmy Kleinsasser, Kevin Williams
- Week 16 - Chris Kluwe, Jared Allen, Adrian Peterson
- Week 17 - Jimmy Kleinsasser

## 2011 HIGH SCHOOL COACHES OF THE WEEK

The Vikings, in partnership with local media outlets, select a deserving Minnesota high school football coach for recognition through the annual High School Coach of the Week program. The football programs at the winning schools receive a \$1,000 donation as part of the program and the High School Coach of the Year is recognized on-field along with the Vikings All-State Football Team for a home game following the conclusion of the high school season.

### 2011 VIKINGS HIGH SCHOOL COACHES OF THE WEEK

- Week 1 **Mike Minnema** - Minneapolis Edison
- Week 2 **Chad Sexauer** South St. Paul
- Week 3 **Jeff Buerkle** - Anoka High School
- Week 4 **John Clark, Jr.** - Mahnommen High School
- Week 5 **Brian Vossen** - Lakeville North High School
- Week 6 **Dave Vik** - Montevideo High School
- Week 7 **Jody Stone** - Shakopee High School
- Week 8 **Peder Naatz** - Hawley High School



## VIKINGS NAME HERRERA ED BLOCK WINNER

Vikings **G Anthony Herrera** has been selected as the 2011 Ed Block Courage Award recipient by his teammates.

Herrera battled back from offseason knee and elbow surgery to return to the starting lineup despite missing the final 6 games of 2010 following his knee injury. A classic over-achiever, Herrera joined the Vikings in 2004 as a rookie free agent, moving from practice squad to the regular roster and eventually earning a starting role.

An emotional leader on the team, Herrera has 66 career starts in his 76 career games played entering this weekend's game at Detroit and has started the 3 career playoff games he has been in. A native of Trinidad, he moved to the United States in junior high and picked up football after being a soccer player as a youth. Herrera became a U.S. citizen in 2008. A conscientious member of the community, Herrera has participated as a team spokesman for the Tackle Influenza campaign along with regular Vikings Victory Visits to local hospitals and the Adoption Family Fun Fest.

## 2011 NFL STANDINGS

AFC East										
Team	W	L	T	Pct.	PF	PA	Home	Away	Div.	Conf.
New England	13	3	0	.813	513	342	7-1	6-2	5-1	10-2
N.Y. Jets	8	8	0	.500	377	377	6-2	2-6	3-3	6-6
Miami	6	10	0	.375	329	329	4-4	2-6	3-3	5-7
Buffalo	6	10	0	.375	372	372	5-3	1-7	1-5	4-8

AFC North										
Team	W	L	T	Pct.	PF	PA	Home	Away	Div.	Conf.
Baltimore	12	4	0	.750	378	266	8-0	4-4	6-0	9-3
Pittsburgh	12	4	0	.750	325	227	7-1	5-3	4-2	9-3
Cincinnati	9	7	0	.563	344	323	4-4	5-3	2-4	6-6
Cleveland	4	12	0	.250	218	307	3-5	1-7	0-6	3-9

AFC South										
Team	W	L	T	Pct.	PF	PA	Home	Away	Div.	Conf.
Houston	10	6	0	.625	381	278	5-3	5-3	4-2	8-4
Tennessee	9	7	0	.536	325	317	5-3	4-4	3-3	7-5
Jacksonville	5	11	0	.313	243	329	4-4	1-7	3-3	4-8
Indianapolis	2	14	0	.125	243	430	2-6	0-8	2-4	2-10

AFC West										
Team	W	L	T	Pct.	PF	PA	Home	Away	Div.	Conf.
Denver	8	8	0	.500	309	390	3-5	5-3	3-3	6-6
San Diego	8	8	0	.500	406	377	5-3	3-5	3-3	7-5
Oakland	8	8	0	.500	359	433	3-5	5-3	3-3	6-6
Kansas City	7	9	0	.438	212	338	3-5	4-4	3-3	4-8

NFC East										
Team	W	L	T	Pct.	PF	PA	Home	Away	Div.	Conf.
N.Y. Giants	9	7	0	.563	394	400	4-4	5-3	3-3	5-7
Philadelphia	8	8	0	.500	396	328	3-5	5-3	5-1	6-6
Dallas	8	8	0	.500	369	347	5-3	3-5	2-4	6-6
Washington	5	11	0	.313	288	367	2-6	3-5	2-4	5-7

NFC North										
Team	W	L	T	Pct.	PF	PA	Home	Away	Div.	Conf.
Green Bay	15	1	0	.938	560	359	8-0	7-1	6-0	12-0
Detroit	10	6	0	.625	474	387	5-3	5-3	3-3	6-6
Chicago	8	8	0	.500	353	341	5-3	3-5	3-3	7-5
Minnesota	3	13	0	.188	340	449	1-7	2-6	0-6	3-9

NFC South										
Team	W	L	T	Pct.	PF	PA	Home	Away	Div.	Conf.
New Orleans	13	3	0	.813	547	339	8-0	5-3	5-1	9-3
Atlanta	10	6	0	.625	402	350	6-2	4-4	3-3	7-5
Carolina	6	10	0	.375	406	406	3-5	3-5	2-4	3-9
Tampa Bay	4	12	0	.250	287	494	3-5	1-7	2-4	3-9

NFC West										
Team	W	L	T	Pct.	PF	PA	Home	Away	Div.	Conf.
San Francisco	13	3	0	.813	380	229	7-1	6-2	5-1	10-2
Arizona	8	9	0	.500	312	348	6-2	2-6	4-2	7-5
Seattle	7	9	0	.438	321	315	4-4	3-5	3-3	6-6
St. Louis	2	14	0	.125	193	407	1-7	1-7	0-6	1-11

## 2011 HONOR ROLL

### RB Adrian Peterson

- **NFC Offensive Player of the Week vs. Arizona (10/9/11)**
  - Peterson rushed for 122 yards and 3 TDs in the Vikings win vs Arizona
  - All 3 of Peterson's TDs came in the 1st quarter
- **FedEX Ground Game Player of the Week vs. Arizona (10/9/11)**
  - Peterson rushed for 122 yards and 3 TDs in the Vikings win vs Arizona
  - All 3 of Peterson's TDs came in the 1st quarter

### DE Jared Allen

- **NFC Offensive Player of the Month in October (10/11)**
  - Allen tallied 8 sacks, 2 FFs, 2 FRs, and 24 tackles
  - Allen currently leads the NFL with 12.5 sacks
  - This is the 2nd time Allen has received the honor, and 1st as a Viking.
- **Named to 2011 All-Pro Team**
  - Allen received 49 of 50 votes and was the second highest vote getter.

### -2011 Pro Bowler

- Allen was named to the 4th Pro Bowl of his career
- Allen led the NFL in sacks with 22.0, just a half-sack shy of Michael Strahan's NFL record 22.5.

### LB Chad Greenway

- **2011 Pro Bowler**
  - Chad Greenway was named to his first career **Pro Bowl**. Greenway led the team in tackles with 174, a career-high.
  - Greenway has led the Vikings in tackles for 4 consecutive seasons (08-11).

### - Vikings Community Man Of The Year

- Since entering the League, Greenway has been very active in the local community, volunteering at Memorial Blood Center, Minneapolis Park and Recreation Board, Sanford Hospital, University of Minnesota Amplatz Children's Hospital, Fuel Up to Play 60, Taste of the NFL, United Way and Make-A-Wish Foundation of Minnesota.
- Greenway also established the **Lead The Way Foundation**.

### WR Percy Harvin

- **2011 Korey Stringer Good Guy Award Winner**
  - Percy received this honor for his efforts in dealing with the local media.

### LS Cullen Loeffler

- **Named USA Football All Fundamental Team**
  - Award given to exhibit exemplary football techniques for youth players to emulate.

### TE Kyle Rudolph

- **Named to National Football Post All-Rookie Team**
  - Rudolph grabbed 26 receptions for 249 yards and 3 TDs in his rookie campaign.
- **Named to Pro Football Weekly's All-Rookie Team**

### Vikings Name Team MVPs

Each year the Vikings players vote for their Offensive, Defensive and Special Teams MVPs. This year's winners were:

- Offensive MVP - Percy Harvin**
- Defensive MVP - Jared Allen**
- Special Teams MVP - Eric Frampton**

## VIKINGS SEND TWO TO 2011 PRO BOWL

The Vikings will send two players from the defensive side of the ball - **DE Jared Allen** and **LB Chad Greenway** - to the 2011 Pro Bowl.

For Allen, it marked a career year on the defensive line. He amassed 22.0 sacks on the season, setting an all-time Vikings record, surpassing Vikings great Chris Doleman, and was just a half-sack away from Michael Strahan's NFL record 22.5 sacks. Allen was awarded NFC Defensive Player of the Month for October. This will be Allen's fourth Pro Bowl appearance.

Greenway will make his 1st Pro Bowl appearance this season after amassing a career-high 174 tackles. Greenway was 4th in the League in tackles in 2011. Greenway was also named the Vikings Community Man of the Year for 2011 for his proactive work in the community.





## SUPER MEN

The Vikings have several players and coaches who have been to the NFL's pinnacle game, including Head Coach Leslie Frazier who has won titles as a player and coach.

### VIKINGS WITH SUPER BOWL EXPERIENCE

PARTICIPANT, TEAM	SUPER BOWL
Leslie Frazier, Chicago (player)	XX vs. New England
Mike Singletary, Chicago (player)	XX vs. New England
Jimmie Johnson, Washington (player, IR)	XXVI vs. Buffalo
Bill Musgrave, San Francisco (player)	XXIX vs. San Diego
Ryan Longwell, Green Bay (player)	XXXII vs. Denver
Fred Pagac, Oakland (coach)	XXXVII vs. Tampa Bay
Jeff Davidson, New England (coach)	XXXVI vs. St. Louis
	XXXVIII vs. Carolina, XXXIX vs. Philadelphia
Steve Hutchinson, Seattle (player)	XL vs. Pittsburgh
Leslie Frazier, Indianapolis (coach)	XLI vs. Chicago
Diron Reynolds, Indianapolis (coach)	XLI vs. Chicago
Charlie Johnson, Indianapolis (player)	XLI vs. Chicago
	XLIV vs. New Orleans
Remi Ayodele, New Orleans (player)	XLIV vs. Indianapolis

## FIRSTS THAT LAST

The Vikings feature 8 players on the roster who entered the NFL as 1st-round draft choices, 5 that were selected by the Vikings.

### VIKINGS 1ST-ROUND TALENTS

PLAYER, TEAM	SEASON, SELECTION
Antoine Winfield, Buffalo	1999, #23
Steve Hutchinson, Seattle	2001, #17
Kevin Williams, Minnesota	2003, #9
Michael Jenkins, Atlanta	2004, #29
Chad Greenway, Minnesota	2006, #17
Adrian Peterson, Minnesota	2007, #7
Percy Harvin, Minnesota	2009, #22
Christian Ponder, Minnesota	2011, #12

## ALOHA VIKINGS

The Vikings have 8 players who have earned a combined 27 Pro Bowl honors during their careers. Steve Hutchinson has earned 7 Pro Bowl trips during his career and leads the current roster.

### PRO BOWL BERTHS AMONG VIKINGS

PLAYER	SEASONS
Steve Hutchinson, G, 7	2003, '04, '05, '06, '07, '08, '09
Kevin Williams, DT, 6	2004, '06, '07, '08, '09, '10
Adrian Peterson, RB, 4	2007, '08, '09, '10
Jared Allen, DE, 4	2007, '08, '09, '11
Antoine Winfield, CB, 3	2008, '09, '10
Percy Harvin, KR, 1	2009
E.J. Henderson, LB, 1	2010
Chad Greenway, LB, 1	2011

## RECORDS OF TEAMS SINCE 1970 MERGER

The Vikings **364 wins since the 1970 AFL-NFL merger rank 5th in the NFL** over that span and 2nd only behind Dallas in the NFC. The Vikings have won 16 Division titles since the 1970 season, the 4th-most among NFL teams, and have made 24 playoff appearances, the 3rd-most in the NFL and 2nd in the NFC behind only Dallas.

### Wins by NFL teams since the 1970 AFL-NFL merger

Team	Wins
1) Pittsburgh	396
2) Miami	385
3) Dallas	381
4) Denver	367
<b>5) Minnesota</b>	<b>364</b>
5) San Francisco	364

### Playoff berths by NFL teams since the 1970 AFL-NFL merger

Team	Playoffs
1t) Dallas	26
1t) Pittsburgh	26
<b>3) Minnesota</b>	<b>24</b>
4t) Miami	22
4t) San Francisco	22

### Division titles by NFL teams since the 1970 AFL-NFL merger

Team	Playoffs
1) Pittsburgh	20
2) San Francisco	18
3) Dallas	17
<b>4) Minnesota</b>	<b>16</b>
5) Miami	13

## HOME FIELD AND DOME FIELD ADVANTAGE

The Vikings have amassed the 5th-most home wins by an NFL team since the 1970 AFL-NFL merger. The club moved from Metropolitan Stadium following the 1981 season, playing at Mall of America Field at HHH Metrodome starting in 1982. **The Vikings have played 245 regular season and playoff games indoors, notching a 157-88 record.** In 2010 the team endured the loss of the final 2 home games of the season following the collapse of the Dome roof due to heavy snows and blizzard conditions. The Vikings played "host" to the NY Giants at Detroit's Ford Field and played the regular season home finale at TCF Bank Stadium on the University of Minnesota campus when Chicago visited for a Monday Night Football matchup on 12/20/10. Ironically, the game was 29 years to the day since the last outdoor Vikings game in Minnesota, the finale at Met Stadium on 12/20/81 against Kansas City..

### Home records of NFL teams since the 1970 AFL-NFL merger

Team	Wins
1) Pittsburgh	234-89-1
2) Denver	221-100-4
3) Miami	218-104-1
4) Dallas	217-107
<b>5) Minnesota</b>	<b>215-109-1</b>
6) New England	201-123
7) Washington	196-125-2

### Vikings best home records- regular season

Team	Record
1989	8-0
1998	8-0..... 9-1 w/playoffs
2009	8-0..... 9-0 w/playoffs
1969	7-0..... 9-0 w/playoffs
1970	7-0
1973	7-0..... 9-0 w/playoffs
1975	7-0



## VIKINGS A RUSH

Over the last 5 years, the Vikings have had one of the best running attacks in the NFL, rushing for 11,150 yards. The team's 139.4 yards per game average ranks #1.

### NFL Rushing Yards in 2011

Team	Yards	Avg. Per Game
1) Denver	2,632	164.5
2) Houston	2,448	153.0
3) Carolina	2,408	150.5
<b>4) Minnesota</b>	<b>2,318</b>	<b>144.9</b>
5) Philadelphia	2,276	142.3

### NFL Rushing TDs in 2011

Team	TDs
1) Carolina	26
2) Philadelphia	23
<b>3t) Minnesota</b>	<b>18</b>
3t) New England	18
3t) Houston	18

### Rushing Yards Per Game 2007-2011

Team	Yards	Avg. Per Game
<b>1) Minnesota</b>	<b>11,150</b>	<b>139.4</b>
2) Carolina	11,013	137.3
3) Jacksonville	10,527	131.3
4) NY Jets	10,559	131.6
5) Oakland	10,378	129.7

The team's 4.7-yard average is tied for 1st in the NFL over the past 5 years.

### Highest Yards Per Carry Average 2007-2011

Team	Attempts	Yards	Avg.
<b>1t) Minnesota</b>	<b>2,369</b>	<b>11,150</b>	<b>4.7</b>
1t) Philadelphia	2,110	9,908	4.7
1t) Carolina	2,353	11,013	4.7

The Vikings lead the NFL with **330 rushes of 10+ yards** since 2007.

### Rushes of 10+ Yards 2007-2011

Team	Rushes of 10+ Yards
<b>1) Minnesota</b>	<b>330</b>
2) Carolina	318
3) Philadelphia	298

The Vikings have scored an NFC-best **90 rushing TDs** since the start of the 2007 season.

### Rushing Touchdowns 2007-2011

Team	Rushing TDs
1) New England	94
<b>2) Minnesota</b>	<b>90</b>
3) Carolina	88
4) San Diego	83
5) Tennessee	81

## SPECIAL DELIVERIES

The Vikings special teams under 1st-year coordinator Mike Priefer pinned opponents inside their own 20 on kickoff returns 19 times during the season and the Vikings were 2nd in the NFL with a 26.9 average on kickoff returns.

### 2011 NFL Kickoff Return Average

Team	KOR Avg.
1) San Francisco	27.2
<b>2) Minnesota</b>	<b>26.9</b>
3) New Orleans	26.5

### 2011 NFL Kickoff Returns of 50+ Yards

Team	50+ Returns
<b>1t) Minnesota</b>	<b>4</b>
1t) NY Jets	4
1t) Chicago	4

### 2011 NFL Kickoff Returns of 20+ Yards

Team	20+ KORs
1t) NY Jets	41
1t) Arizona	41
1t) St. Louis	41
<b>4) Minnesota</b>	<b>39</b>
5) NY Giants	37

### 2011 NFL Opponent Drive Starts Inside the 20 on Kickoffs

Team	KOR Starts in 20
1) New England	30
2) Atlanta	28
3) NY Jets	26
4) Cincinnati	23
5) Arizona	22
6) Detroit	20
<b>7t) Minnesota</b>	<b>19</b>
7t) Buffalo	19
7t) Philadelphia	19
10t) Cleveland	18
10t) San Francisco	18

## RECORD-SETTING RETURNS

The Vikings averaged **26.9 yards per kickoff return in 2011**, a new Vikings record for a season, topping the 24.8-yard average set in 2007. The Vikings had 3 different players notch a kickoff return of 60+ yards during the season- Percy Harvin, Marcus Sherels and Lorenzo Booker.

### Vikings Single-Season Kickoff Return Average

Season	KOR Avg.
<b>2011</b>	<b>26.9</b>
2007	24.8
1970	24.0

## PUT IT ON THE BOARD

The Vikings have scored **212 total TDs in the last 5 years**, a total that ranks 11th in the NFL. The Vikings **22.9 points per game** during is 10th.

### Touchdowns Scored 2007-2011

Team	Total TDs
1) New England	294
2) New Orleans	278
3) Green Bay	267
4) San Diego	248
5) NY Giants	230
6) Indianapolis	228
7t) Dallas	225
7t) Philadelphia	225
9t) Houston	214
9t) Arizona	214
<b>11) Minnesota</b>	<b>212</b>





## ROOKIE READY FOR ROLE



Christian Ponder became only the 6th Vikings rookie QB to start a game in club history and set a franchise record for rookies with a pair of TD passes in his 1st outing.

The #12 overall choice in 2011 out of Florida State opened the game in historic style with a 72-yard pass play to WR Michael Jenkins, setting a Vikings record with the longest pass play by a rookie, breaking the mark of 71 held by Fran Tarkenton.

### Longest Pass Plays by Vikings Rookies

Player, Game	Play
<b>Christian Ponder to Michael Jenkins, vs. Green Bay 10/23/11</b> .....72	
Fran Tarkenton to Gordon Smith, at San Francisco, 11/26/61 ..... 71t	
Tommy Kramer to Sammy White, at San Francisco, 12/4/77 ..... 69t	

### Passing Yards by Vikings Rookies in 1st Start

Player, Game	Yards
<b>Christian Ponder, vs. Green Bay 10/23/11</b> ... 219	
Joe Webb, at Philadelphia, 12/28/10 ..... 195	
Tommy Kramer, at Oakland, 12/4/77 ..... 177	

### Passing TDs by Vikings Rookies in 1st Start

Player, Game	TDs
<b>Christian Ponder, vs. Green Bay 10/23/11</b> ..... 2	
Tommy Kramer, at Oakland, 12/4/77 ..... 1	

### Passing TDs by Vikings Rookies in a Game

Player, Game	TDs
Fran Tarkenton, vs. Chicago, 9/17/61 ..... 4	
Fran Tarkenton, vs. Los Angeles, 12/3/61 ..... 4	
Fran Tarkenton, at Chicago, 12/17/61 ..... 4	
<b>Christian Ponder, vs. Denver, 12/4/11</b> ..... 3	
Tommy Kramer, vs. San Francisco, 12/4/77 ..... 3	
<b>Christian Ponder, vs. Green Bay, 10/23/11</b> ..... 2	
<b>Christian Ponder, vs. Oakland, 11/20/11</b> ..... 2	
<b>Christian Ponder, at Detroit, 12/11/11</b> ..... 2	
<b>Christian Ponder, vs. New Orleans, 12/18/11</b> .. 2	
Fran Tarkenton, at San Francisco, 11/26/61 ..... 2	

### Passing TDs by Vikings Rookies in a Season

Player, Season	TDs
Fran Tarkenton, 1961 ..... 18	
<b>Christian Ponder, 2011</b> ..... 13	
Tommy Kramer, 1977 ..... 5	

### Passing Yards in a Game by Vikings Rookie

Player, Game	Yards
<b>Christian Ponder, vs. Denver, 12/4/11</b> ..... 381	
Fran Tarkenton, vs. San Francisco, 11/26/61 ..... 277	
Fran Tarkenton, vs. Los Angeles, 12/3/61 ..... 252	
Fran Tarkenton, vs. Chicago, 9/17/61 ..... 250	
<b>Christian Ponder, at Carolina, 10/31/11</b> ..... 236	
<b>Christian Ponder, vs. Green Bay 10/23/11</b> ..... 219	

### Passing Completions in a Game by Vikings Rookie

Player, Game	Completions
<b>Christian Ponder, vs. Denver, 12/4/11</b> ..... 29	
Fran Tarkenton, vs. Los Angeles, 12/3/61 ..... 21	
Tarvaris Jackson, vs. St. Louis, 12/31/06 ..... 20	
Joe Webb, at Detroit, 1/2/11 ..... 20	
<b>Christian Ponder, vs. Oakland, 11/20/11</b> ..... 19	
<b>Christian Ponder, at Carolina, 10/31/11</b> ..... 18	

### Passing Attempts in a Game by Vikings Rookie

Player, Game	Atts
<b>Christian Ponder, vs. Denver, 12/4/11</b> ..... 47	
<b>Christian Ponder, at Green Bay, 11/14/11</b> ..... 34	
Tommy Kramer, at Oakland, 12/11/77 ..... 34	
Fran Tarkenton, at Detroit, 12/10/61 ..... 34	

## PONDER UNDER CENTER

Vikings rookie QB Christian Ponder saw his 1st career game action at Chicago (10/16) on Sunday Night Football when he relieved Donovan McNabb for the opening drive of the 4th quarter. The following week, Ponder started his 1st career game against Green Bay (10/23). Ponder notched his 1st career win in his 2nd start at Carolina (10/30) in a matchup of rookie QBs when Ponder faced fellow 2011 1st rounder Cam Newton.

### Ponder's Notables

First play ..... 3-yard handoff to Adrian Peterson, 4th QTR at Chicago (10/16)
First rush ..... 8 yards, 4th QTR at Chicago (10/16)
First att/comp ..... to Adrian Peterson, 0 yards, 4th QTR at Chicago (10/16)
First start ..... vs. Green Bay (10/23)
First victory ..... at Carolina (10/30), W 24-21
Longest pass ..... to Michael Jenkins, 72 yards, 1st QTR vs. Green Bay (10/23)
Longest TD pass ..... to Percy Harvin, 52 yards, 3rd QTR vs. Denver (12/4)
First TD pass ..... to Visanthe Shiancoe, 2 yards, 1st QTR, vs. Green Bay (10/23)
TD passes ..... 3, vs. Denver (12/4)
Rushing Attempts ..... 5, vs. Oakland (11/20)
Rushing Yards ..... 71, vs. Oakland (11/20)
Long rush ..... 28 yards, 1st QTR, vs. Oakland (11/20)
Pass attempts ..... 47, vs. Denver (12/4)
Pass completions ..... 29, vs. Denver (12/4)
Passing yards ..... 381, vs. Denver (12/4)
Highest Passer Rating ..... 103.1, at Atlanta (11/27)
Most players catching passes ..... 8, vs. Oakland (11/20)

### Ponder's Touchdowns

vs. Green Bay, 10/23/11\* ..... 2 pass to V. Shiancoe, 24 pass to M. Jenkins  
 at Carolina, 10/30/11\* ..... 19 pass to Peterson  
 vs. Oakland, 11/20/11\* ..... 26 pass to Harvin, 1 pass to Rudolph  
 at Atlanta, 11/27/11\* ..... 39 pass to Harvin  
 vs. Denver, 12/4/11\* .... 19 pass to Rudolph, 52 pass to Harvin, 48 pass to Harvin  
 at Detroit, 12/11/11\* ..... 7 pass to Shiancoe, 6 pass to Harvin  
 vs. New Orleans, 12/18/11\* ..... 10 pass to Gerhart, 16 pass to Gerhart  
 \*start

### Starts by Vikings Rookie QBs

Player, Season	Starts (W-L)
Fran Tarkenton, 1961 ..... 10 (2-8)	
<b>Christian Ponder, 2011</b> ..... 10 (2-8)	
Joe Webb, 2010 ..... 2 (1-1)	
Tarvaris Jackson, 2006 ..... 2 (0-2)	
Ron Vanderkelen, 1963 ..... 1 (1-0)	
Tommy Kramer, 1977 ..... 1 (0-1)	

### Most Completions by Vikings Rookies in a Season

Player, Season	Completions
<b>Christian Ponder, 2011</b> ..... 158	
Fran Tarkenton, 1961 ..... 157	

### Most Attempts by Vikings Rookies in a Season

Player, Season	Attempts
<b>Christian Ponder, 2011</b> ..... 291	
Fran Tarkenton, 1961 ..... 280	

### Completion % by Vikings Rookies in a Season

Player, Season	Completion %
<b>Christian Ponder, 2011</b> ..... 56.1	
Fran Tarkenton, 1961 ..... 54.6	

### Most Yards by Vikings Rookies in a Season

Player, Season	Yards
Fran Tarkenton, 1961 ..... 1,997	
<b>Christian Ponder, 2011</b> ..... 1,853	

### Passer Rating by Vikings Rookies

Player, Game	Rating
Fran Tarkenton, vs. Chicago, 9/17/61 ..... 148.6	
Fran Tarkenton, vs. Los Angeles, 12/3/61 ..... 121.1	
Fran Tarkenton, at San Francisco, 11/26/61 ..... 116.1	
<b>Christian Ponder, at Atlanta, 11/27/11</b> ..... 103.1	
<b>Christian Ponder, at Carolina, 10/30/11</b> ..... 102.7	



**COMEBACK KID**

**Christian Ponder** led the team to his 1st career victory at Carolina in his 2nd career start. The Vikings were tied with the Panthers 21-21 in the 4th quarter before Ponder led the club on a 72-yard drive that resulted in a 31-yard game-winning FG.

Date	Opponent	Final Score	Pre Drive Score	QTR	Drive Start	Drive End	Scoring Play	Starting LOS	Last LOS	Drive Plays	Net Yds	Time of Poss.
10/30/11	at Carolina	24-21	21-21	4	9:53	2:47	Longwell 31 FG	MV15	CP13	13	72	7:10

^- drive started in 3rd quarter  
 !- playoffs  
 t- game ended in tie

**RUSHING FOR RESULTS**

Christian Ponder's ability to make plays outside of the pocket and scramble for yardage was evident in his 4th career start against Oakland when he ran for 71 yards on 5 carries to lead the team. His 71 yards is tied for the 8th-most by a Vikings QB in a game and the 2nd-most by a rookie.

**Rushing Yards by Vikings QBs in a Game**

Player, Game	Yards
<b>Joe Webb, at Detroit (12/11/11)</b> .....	<b>109</b>
Fran Tarkenton, at Los Angeles (11/5/61)* .....	99
Daunte Culpepper, vs. Detroit (10/14/01) .....	83
Tarvaris Jackson, vs. Atlanta (12/21/08) .....	76
Wade Wilson, vs. Washington (12/26/87) .....	75
Daunte Culpepper, at New Orleans (12/15/02) .....	73
Daunte Culpepper, vs. Chicago (9/3/00) .....	73
<b>Christian Ponder, vs. Oakland (11/20/11)*</b> ....	<b>71</b>
Daunte Culpepper, vs. Green Bay (10/21/01) .....	71
Randall Cunningham, vs. Detroit (12/14/97) .....	71
Fran Tarkenton, vs. San Francisco (10/30/66) .....	71
Fran Tarkenton, vs. Chicago (10/17/65) .....	71

\*-rookie

**ROOKIES GETTING RUN**

The Vikings selected 10 players in the 2011 Draft and 9 of them appeared on the 53-man roster during the season. In the 1st meeting of the season against NFC North rival Green Bay (10/23/11), 7 members the rookie class made their presence felt. Along with QB **Christian Ponder** making his 1st career start, he had 5 other fellow draftees see action in the game and a rookie free agent.

**Kyle Rudolph** saw extensive time at TE and **Brandon Fusco** filled in at RG for Anthony Herrera following his knee injury, Fusco's 1st game action of the season. On defense, DE **Christian Ballard** continued to earn more playing time, while S **Mistral Raymond** and CB **Brandon Burton** contributed on special teams and the game was the season debut for Raymond as well. A pair of other Vikings draft class members- T **DeMarcus Love** and DE **D'Aundre Reed** were inactive for the game. The Vikings lone rookie free agent on the roster, LB **Larry Dean**, continues to be a key part of the Vikings special teams units. In the regular season finale vs. Chicago (1/1/12) 3 members of the rookie class were starters- Ponder, Rudolph and Raymond.

**2011 Vikings Rookies vs. Green Bay**

**Draft Position**

- 1) QB Christian Ponder (#12) ..... 1st career start
- 2) TE Kyle Rudolph (#43) ..... played offense
- 4) DE Christian Ballard (#106) ..... played defense/special teams
- 5) CB Brandon Burton (#139) ..... played special teams/defense
- 6a) T DeMarcus Love (#168) ..... inactive
- 6b) S Mistral Raymond (#170) ..... played special teams
- 6c) C Brandon Fusco (#172) ..... played RG
- 7a) DE D'Aundre Reed (#215) ..... inactive

**Rookie Free Agent**

LB Larry Dean ..... played special teams

**PONDER PASSING UNDER PRESSURE**

Inside the red zone Ponder has gone 21-of-27 with 8 TDs to lead the NFL among all passers in red zone passer rating. Ponder has also shown grace under pressure by completing **57.1 % of his passes** on 3rd down in his action this season, ranking as the 11th-best completion percentage among QBs with 75+ 3rd-down attempts on the season and the best among his rookie peers.

**2011 NFL Red Zone Passer Rating- minimum 20 attempts**

QB	Attempts/Comp/%/TDs/INTs/Rating
<b>1) Christian Ponder*</b> .....	<b>27/21/77.8/8/1/114.3</b>
2) Matt Hasselbeck .....	52/32/61.5/13/0/109.6
3) Aaron Rodgers .....	84/53/63.1/29/1/107.0
4) Tony Romo .....	66/39/59.1/18/0/105.9

**2011 NFL 3rd Down Passing Percentage- minimum 75 attempts**

QB	Attempts/Comp/%
1) Drew Brees .....	151/109/72.2
2) Aaron Rodgers .....	122/80/65.6
3) Matt Ryan .....	164/105/64.0
4) Matt Cassel .....	82/52/63.4
5) Ben Roethlisberger .....	140/87/62.1
6) Philip Rivers .....	157/97/61.8
7) Matt Hasselbeck .....	169/104/61.5
8) Josh Freeman .....	150/92/61.3
9) Tony Romo .....	135/78/57.8
10) Tom Brady .....	139/80/57.6
<b>11t) Christian Ponder*</b> .....	<b>91/52/57.1</b>
11t) Eli Manning .....	154/88/57.1

\* rookie

**PASSING PROWESS IN ROOKIE CLASS**

Christian Ponder set a Vikings rookie record with 381 passing yards vs. Denver (12/4/11), the 3rd-most passing yards in a game by a rookie in 2011, trailing only a pair of Cam Newton's performances.

**2011 Passing Yards in a Game by NFL Rookies**

Player, Game	Yards/TDs
Cam Newton, vs. Green Bay (9/18/11) .....	432/1
Cam Newton, at Arizona (9/11/11) .....	422/2
<b>Christian Ponder, vs. Denver (12/4/11)</b> .....	<b>381/3</b>

**2011 Passing TDs in a Game by NFL Rookies**

Player, Game	TDs
<b>Christian Ponder, vs. Denver (12/4/11)</b> .....	<b>3</b>
Cam Newton, vs. Minnesota (10/30/11) .....	3
Andy Dalton, at Tennessee (11/6/11) .....	3
Cam Newton, vs. Tampa Bay (12/24/11) .....	3



## RUSHING TO THE TOP

After suffering a knee injury at Washington (12/24/11), Adrian Peterson was placed on injured reserve on 12/26. The injury cut Peterson's quest for the Vikings career rushing record and a bid for a 5th-straight 1,000-yard rushing season short. He is currently 66 yards behind Robert Smith's career-best 6,818 yards rushing. **Peterson's 970 rushing yards in 2011 ranks 18th in the NFL and his 12 rushing TDs is 3rd-highest.** Since entering the league in 2007, **Peterson has rushed for 6,752 yards and 64 TDs, both rank as the most in the NFL over the last 5 seasons.**

### 2011 NFL Rushing Yards

Player	Rushing Yards/TDs
1) Maurice Jones-Drew, JAX.....	1,606/8
2) Ray Rice, BAL.....	1,364/12
3) Michael Turner, ATL.....	1,340/11
4) LeSean McCoy, PHI.....	1,309/17
5) Arian Foster, HOU.....	1,224/10
6) Frank Gore, SF.....	1,211/8
7) Marshawn Lynch, SEA.....	1,204/12
8) Willis McGahee, DEN.....	1,199/4
9) Steven Jackson, STL.....	1,145/5
10) Ryan Matthews, SD.....	1,091/6
11) Reggie Bush, MIA.....	1,086/6
12) Cedric Benson, CIN.....	1,067/6
13) Shonn Greene, NYJ.....	1,054/6
14t) Chris Johnson, TEN.....	1,047/4
14t) Beanie Wells, ARI.....	1,047/10
16) Matt Forte, CHI.....	997/3
17) Michael Bush, OAK.....	977/7
<b>18) Adrian Peterson, MIN.....</b>	<b>970/12</b>

### 2007-2011 Rushing Yards - NFL

Player	Rushing Yards
<b>1) Adrian Peterson, MIN.....</b>	<b>6,752</b>
2) Maurice Jones-Drew, JAX.....	5,913

### 2007-2011 Rushing Touchdowns - NFL

Player	Touchdowns
<b>1) Adrian Peterson, MIN.....</b>	<b>64</b>
2) Michael Turner, ATL.....	51
3) Maurice Jones-Drew, JAX.....	49

### 2007-2011 Total Touchdowns - NFL

Player	Touchdowns
<b>1) Adrian Peterson, MIN.....</b>	<b>67</b>
2) Maurice Jones-Drew, JAX.....	58

### 2007-2011 Most Points Scored - Non-Kickers - NFL

Player	Points
<b>1) Adrian Peterson, MIN.....</b>	<b>402</b>
2) Maurice Jones-Drew, JAX.....	348

### 2007-2011 Rushing Yards Per Game - NFL

Player	Yards Per Game
<b>1) Adrian Peterson, MIN.....</b>	<b>92.5</b>
2) Chris Johnson, TEN.....	89.6

### 2007-2011 Rushes For 10+ Yards - NFL

Player	10+ Rush
<b>1) Adrian Peterson, MIN.....</b>	<b>186</b>
2) Chris Johnson, TEN.....	148

### 2007-2011 Scrimmage Yards - NFL

Player	Yards
<b>1) Adrian Peterson, MIN.....</b>	<b>8,061</b>
2) Maurice Jones-Drew.....	7,950

### 2007-2011 Scrimmage Yards Per Game - NFL

Player	Avg.
1) Chris Johnson, TEN.....	112.2
<b>2) Adrian Peterson, MIN.....</b>	<b>110.4</b>

## PETERSON 7TH IN NFL YARDS PER GAME

Adrian Peterson played in 12 games and amassed 80.8 yards rushing per game- good for 7th in the NFL in 2011. Since entering the NFL in 2007, Peterson has a 92.5 yards per game average. **Peterson's 92.5 yards per game is #1 in Vikings history, ahead of Robert Smith's 69.6 (6,818 yds/98 gms) and Chuck Foreman's 62.5 (5,879/94).**

### 2011 NFL Rushing Yards Per Game

Player	Yards/Gms	YPG
1) Maurice Jones-Drew, JAX.....	1,606/16.....	100.4
2) Arian Foster, HOU.....	1,224/13.....	94.2
3) LeSean McCoy, PHI.....	1,309/15.....	87.3
4) Ray Rice, BALT.....	1,364/16.....	85.3
5) Michael Turner, ATL.....	1,340/16.....	83.8
6) Matt Forte, CHI.....	997/12.....	83.1
7) Adrian Peterson, MIN.....	970/12.....	80.8

## "ALL DAY" AND THE ALL-TIME GREATEST STARTS

**Peterson** among the all-time leaders for RBs in their first 5 NFL seasons (charts courtesy of Stats, Inc.).

### Most Rushing Yards in First 5 Seasons - NFL

Player, Years	Rushing Yards
1) Eric Dickerson, 1983-86.....	8,265
2) LaDainian Tomlinson, 2001-05.....	7,361
3) Emmitt Smith, 1990-94.....	7,183
4) Earl Campbell, 1978-82.....	6,995
5) Walter Payton, 1975-79.....	6,926
6) Eddie George, 1996-2000.....	6,874
7) Barry Sanders, 1989-93.....	6,789
<b>8) Adrian Peterson, 2007-11.....</b>	<b>6,752</b>
9) Jamal Lewis, 2000-05.....	6,669
10) Terrell Davis, 1995-99.....	6,624

### Most Rushing Touchdowns in First 5 Seasons - NFL

Player	TDs
1) LaDainian Tomlinson, 2001-04.....	72
2) Emmitt Smith, 1990-94.....	71
<b>3) Adrian Peterson, 2007-11.....</b>	<b>64</b>
4) Shaun Alexander, 2000-04.....	62
5) Eric Dickerson, 1983-87.....	61

**Peterson ended 2011 with 6,752 yards rushing, 64 rushing TDs and 1,406 rushing attempts.**

## SCORING SPREE

Adrian Peterson's 12 rushing TDs and 13 total TDs is tied for 7th in the NFL.

### 2011 Top NFL Scorers

Player	Total TD	Rush	Rec
1) LeSean McCoy, PHIL.....	20.....	17.....	3
2) Rob Gronkowski, NE.....	18.....	1.....	17
3) Calvin Johnson, DET.....	16.....	0.....	16
4t) Jordy Nelson, GB.....	15.....	0.....	15
4t) Ray Rice, BALT.....	15.....	12.....	3
6) Cam Newton, CAR.....	14.....	14.....	0
<b>7t) Adrian Peterson, MINN.....</b>	<b>13.....</b>	<b>12.....</b>	<b>1</b>
7t) Marshawn Lynch, SEA.....	13.....	12.....	1

## BIG DAY AGAINST GREEN BAY

Peterson's 175 yards vs. Green Bay (10/23/11) is the 8th-best in team history, the 5th-best in Peterson's career and is the 3rd-best by a Viking vs. Green Bay.

### Vikings Top Rushing Days against Green Bay

Player	Yds.	Att.
1) Adrian Peterson vs. Green Bay, 11/9/08.....	190.....	30
2) Ted Brown at Green Bay, 10/23/83.....	179.....	29
3) Adrian Peterson vs. Green Bay, 10/23/11.....	175.....	24





## REACHING 100

**Peterson** currently ranks 2nd in Vikings history with 27 regular season games of 100+ yards rushing. The following is a list of those performances:

### Peterson's Regular Season 100-Yard Rushing Performances

vs. Atlanta, 9/9/07.....	103
at Kansas City, 9/23/07 .....	102
vs. Green Bay, 9/30/07 .....	112
at Chicago, 10/14/07 .....	224
vs. San Diego, 11/4/07 .....	296*
vs. Detroit, 12/2/07 .....	116
at Green Bay, 9/8/08 .....	103
vs. Indianapolis, 9/14/08 .....	160
vs. Detroit, 10/12/08 .....	111
at Chicago, 10/19/08 .....	121
vs. Houston, 11/2/08 .....	139
vs. Green Bay, 11/9/08 .....	192
vs. Chicago, 11/30/08.....	131
at Detroit, 12/7/08.....	105
at Arizona, 12/14/08 .....	165
vs. N.Y. Giants, 12/28/08 .....	103
at Cleveland, 9/13/09 .....	180
vs. Baltimore, 10/18/09.....	143
vs. Detroit, 11/15/09 .....	133
at New Orleans, 1/24/10 .....	122#
vs. Miami, 9/19/10 .....	145
vs. Detroit, 9/26/10 .....	160
at Green Bay, 10/24/10 .....	131
vs. Buffalo, 12/5/10.....	107
at Philadelphia, 12/28/10 .....	118
vs. Tampa Bay, 9/18/11 .....	120
vs. Arizona, 10/9/11 .....	122
vs. Green Bay, 11/23/11 .....	175

### Career Regular Season 100-Yard Rushing Performances - Vikings

- 1) Robert Smith ..... 29
- 2) Adrian Peterson ..... 27**
- 3) Chuck Foreman ..... 17

## CLIMBING THE CHARTS

In 73 career games, Adrian Peterson is knocking on the doorstep of the Vikings career rushing record, held by Robert Smith in his 98-game career.

### Career Rushing Leaders - Vikings

Player	Att.	Yds.	Avg.	TD
1) Robert Smith, 1993-00.....	1,411	6,818	4.8	32
<b>2) Adrian Peterson, 2007-11 .....</b>	<b>1,406</b>	<b>6,752</b>	<b>4.8</b>	<b>64</b>
3) Chuck Foreman, 1973-79.....	1,529	5,879	3.8	52

## PETERSON'S RECORD-BREAKING PACE

With his 1,298 yards in 2010, **Peterson** now owns 4 of the top 5 single season rushing totals in Vikings history.

### Single Season Rushing Leaders - Vikings

Player	Yards
<b>1) Adrian Peterson, 2008 .....</b>	<b>1,760</b>
2) Robert Smith, 2000.....	1,521
<b>3) Adrian Peterson, 2009 .....</b>	<b>1,383</b>
<b>4) Adrian Peterson, 2007 .....</b>	<b>1,341</b>
<b>5) Adrian Peterson, 2010 .....</b>	<b>1,298</b>
6) Michael Bennet, 2002.....	1,296

### Single Season Rushing Yards Per Game Average - Vikings

Player (Yds/Games)	Avg. Yds. Per Game
<b>1) Adrian Peterson, 2008 (1,760/16).....</b>	<b>110.0</b>
<b>2) Adrian Peterson, 2007 (1,341/14).....</b>	<b>95.7</b>
3) Robert Smith, 2000 (1,521/16) .....	95.1

## 50-YARD DASH

**Peterson** already has 11 runs of 50 or more yards in his short career. That number ranks 2nd in Vikings history behind Robert Smith's 12.

### Career 50-Yard Runs - Vikings

Player.....	50-Yd Rushes
1) Robert Smith, 1993-00.....	12
<b>2) Adrian Peterson, 2007-11 .....</b>	<b>11</b>
3t) Michael Bennett, 2001-05.....	4
3t) Tommy Mason, 1961-66 .....	4

## GLASS HALF FULL

**Peterson** has rushed for 100 yards or more in a half 11 times in his career, 6 in the 1st half, 5 in the 2nd half. Such a feat has only been accomplished 17 times in team history, and Peterson has over half of those performances.

### 100 Yards Rushing In A Half - Vikings

Player	Games
<b>1) Adrian Peterson, 2007-11 .....</b>	<b>11 (6 in 1st)</b>
2) Robert Smith, 1993-00.....	2
3t) 5 players .....	1

## JUST ANOTHER RECORD

**Peterson** crushed the Vikings record for the most rushing yards gained in the first 5 seasons on the team and continues to build on it. Peterson also has 5 career games with 3+ total touchdowns.

### Most Rushing Yards In First 5 Seasons - Vikings

Player, Years	Yards
<b>1) Adrian Peterson, 2007-11 .....</b>	<b>6,752</b>
2) Chuck Foreman, 1973-77 .....	4,915

### Most Games with 3+ Combined Touchdowns - Vikings

Player, Years	Games w/3+ TDs
1) Chuck Foreman, 1973-79.....	6
2t) Randy Moss, 1998-04, '10.....	5
<b>2t) Adrian Peterson, 2007-11 .....</b>	<b>5</b>

## 3rd-HIGHEST AVERAGE IN NFL HISTORY

In 73 career games, **Peterson** is averaging **92.5 rushing yards per contest (6,752 yards)**, ranking 4th in NFL history among players with 5,000+ yards.

### Average Rushing Yards Per Game (5,000+ Yards) - NFL Career

Player (Yards/Games)	Yards Per Game
1) Jim Brown, 1957-65 (12,312/118).....	104.3
2) Barry Sanders, 1989-98 (15,269/153).....	99.8
3) Terrell Davis, 1995-01 (7,607/78) .....	97.5
<b>4) Adrian Peterson, 2007-11 (6,752/73).....</b>	<b>92.5</b>

## NOT ONE DIMENSIONAL

**Peterson** is only one of two Vikings RBs to have multiple 60+ yard catches in their careers (Bill Brown-3).

### 60+ Yard Receptions - Career - Vikings

Player, Years	60+ Yard Rec.
1) Randy Moss, 1998-04 .....	12
2t) Cris Carter, 1990-01 .....	4
2t) Anthony Carter, 1985-93 .....	4
2t) Gene Washington, 1967-72.....	4
5t) Qadry Ismail, 1993-96.....	3
5t) Hassan Jones, 1986-92 .....	3
5t) John Gilliam, 1972-75.....	3
5t) Bill Brown, 1962-74.....	3
<b>9t) Adrian Peterson, 2007-11 .....</b>	<b>2</b>
9t) Bernard Berrian, 2008-11 .....	2



## PETERSON'S LONGEST RUNS

**Peterson's** 80-yard TD run in 2010 vs. Detroit (9/26/10) was his career long and tied for the 4th-longest in team history. His previous long was a 73-yarder vs. Chicago (10/14/07) during his rookie season.

### Longest Runs in Vikings History

Player, Game	Run
1) Chester Taylor, at Seattle, 10/22/06.....	95t
2) Michael Bennett, at Tampa Bay, 11/3/02.....	85t
3) Chester Taylor, at San Francisco, 12/9/07.....	84t
<b>4t) Adrian Peterson, vs. Detroit, 9/26/10.....</b>	<b>80t</b>
4t) Clinton Jones, vs. Chicago, 11/2/69.....	80t

### Longest Runs in Mall of America Field/Metrodome

Player, Game	Run
1) Tony Dorsett, Dallas at Minnesota, 1/3/83.....	99t
<b>2) Adrian Peterson, Minnesota vs. Detroit, 9/26/10....</b>	<b>80t</b>

The following is a look at **Peterson's** 10 career longest runs:

Yards	Game	W/L
1) 80t.....	vs. Detroit, 9/26/10.....	W
2) 73t.....	at Chicago, 10/14/07.....	W
3t) 67t.....	vs. N.Y. Giants, 12/28/08.....	W
3t) 67t.....	at Chicago, 10/14/07.....	W
5t) 64t.....	vs. San Diego, 11/4/07.....	W
5t) 64t.....	at Cleveland, 9/13/09.....	W
7) 59.....	vs. Chicago, 11/30/08.....	W
8) 58.....	vs. Baltimore, 10/18/09.....	W
9) 55.....	vs. Green Bay, 9/30/07.....	L
10t) 54t.....	at Chicago, 10/19/08.....	L
10t) 54.....	vs. Green Bay, 10/23/11.....	L

## CROSSING 6,000

**Peterson** is just the 2nd Viking to reach 6,000 rushing yards for his career. He is the quickest Viking to accomplish the feat (63 games) and tied for the 6th-fastest in NFL history.

### Fewest Games Needed to Reach 6,000 Rushing Yards - Vikings

Player	Games
<b>1) Adrian Peterson, 2007-11.....</b>	<b>63</b>
2) Robert Smith, 1993-00.....	89

### Fewest Games Needed To Reach 6,000 Rushing Yards - NFL

Player	Games
1) Eric Dickerson.....	53
2) Earl Campbell.....	56
3t) Jim Brown.....	58
3t) Terrell Davis.....	58
5) Clinton Portis.....	62
6t) Walter Payton.....	63
<b>6t) Adrian Peterson.....</b>	<b>63</b>

## 10 RUSHING TD PLATEAU

In each of his opening 5 NFL seasons, **Peterson** has rushed for at least 10 touchdowns, the first player in Vikings history to notch 5 seasons with 10+ TDs. In 2009, Peterson led the NFL with 18 TDs.

### Most Seasons with 10+ Rushing TDs - Vikings

Player	Seasons w/ 10+ Rushing TDs
<b>1) Adrian Peterson, 2007-11.....</b>	<b>5</b>
2) Chuck Foreman, 1975-76.....	2
3t) Seven players.....	1

## ANOTHER TOP 10

**Through 73 career games, Peterson has 64 rushing TDs**, the most in team history. He has **67 total TDs**, the 5th-most in Vikings history.

### Most Career Rushing TDs - Vikings

Player	TDs
<b>1t) Adrian Peterson, 2007-present.....</b>	<b>64</b>
2t) Chuck Foreman, 1973-79.....	52
2t) Bill Brown, 1962-74.....	52

### Most Career Overall TDs - Vikings

Player, Years	TDs
1) Cris Carter, 1990-01.....	110
2) Randy Moss, 1998-04, '10.....	93
3) Bill Brown, 1962-74.....	76
4) Chuck Foreman, 1973-79.....	75
<b>5) Adrian Peterson, 2007-present.....</b>	<b>67</b>
6) Anthony Carter, 1985-93.....	54
7) Ted Brown, 1979-86.....	53
8) Sammy White, 1976-85.....	50

## CENTURY MARK

**Peterson** already ranks 2nd in Vikings annals for career 100-yard rushing performances with **27 in 73 career games** and has added 1 in playoff action.

### Career Regular Season 100-Yard Rushing Performances - Vikings

1) Robert Smith.....	29
<b>2) Adrian Peterson.....</b>	<b>27</b>
3) Chuck Foreman.....	17

### Single Season 100-Yard Rushing Games - Vikings

<b>1t) Adrian Peterson, 2008.....</b>	<b>10</b>
1t) Robert Smith, 2000.....	8
<b>3t) Adrian Peterson, 2007.....</b>	<b>6</b>
3t) Robert Smith, 1997.....	6

## SINGLE-GAME RUSHING HIGHS

**Peterson** owns 5 of the top 8 Vikings single-game rushing totals.

### Most Single-Game Rushing Yards - Vikings

Yards	Player, Game
<b>1) 296 *.....</b>	<b>Adrian Peterson, vs. San Diego, 11/4/07</b>
<b>2) 224.....</b>	<b>Adrian Peterson, at Chicago, 10/14/07</b>
3) 200.....	Chuck Foreman, at Philadelphia, 10/24/76
<b>4) 192.....</b>	<b>Adrian Peterson, vs. Green Bay, 11/9/08</b>
<b>5) 180.....</b>	<b>Adrian Peterson, at Cleveland, 9/13/09</b>
6t) 179.....	Robert Smith, at St. Louis, 9/13/98
6t) 179.....	Ted Brown, at Green Bay, 10/23/83
<b>8) 175.....</b>	<b>Adrian Peterson, vs. Green Bay, 10/23/11</b>

\* NFL Record

## 44 GAMES WITH A TD

**Peterson** has a rushing touchdown in **44 career games**. He is only the 5th Vikings player to have 30 games with a rushing TD.

### Most Career Games with a Rushing TD

Player, Years	Games w/ TD
<b>1) Adrian Peterson, 2007-11.....</b>	<b>44</b>
2) Bill Brown, 1962-74.....	42

## 1,000 RUSHING ATTEMPTS

### Career Rushing Attempts - Vikings

Player, Years	Attempts
1) Bill Brown, 1962-74.....	1,627
2) Chuck Foreman, 1973-79.....	1,529
3) Robert Smith, 1993-00.....	1,411
<b>4) Adrian Peterson, 2007-11.....</b>	<b>1,406</b>



## PETERSON SETS PERSONAL STREAK

in 2011, Peterson rushed for a TD in 6 consecutive games, tied for the 2nd-longest consecutive games in Vikings history, trailing only Moe Williams' 7 games in 2002. Peterson has rushed for a TD in 44 of his 73 career games.

### Vikings Consecutive Games with a Rushing TD in a season

Player, Years	Consecutive Games w/Rush TD
1) Moe Williams, 2002 .....	7
<b>2t) Adrian Peterson, 2011 .....</b>	<b>6</b>
2t) Bill Brown, 1968 .....	6

## MOST RUSHING TDs IN A SINGLE SEASON

Peterson's 18 rushing TDs in 2009 broke his career high and the Vikings record for the most rushing TDs in a single season. His 18 scores also ranked as the 2nd-most combined TDs in a single season in Vikings annals.

### Most Rushing Touchdowns in a Single Season - Vikings

Player, Year	TDs
<b>1) Adrian Peterson, 2009 .....</b>	<b>18</b>
2t) Terry Allen, 1992 .....	13
2t) Chuck Foreman, 1976 .....	13
2t) Chuck Foreman, 1975 .....	13
<b>5t) Adrian Peterson, 2011 .....</b>	<b>12</b>
<b>5t) Adrian Peterson, 2010 .....</b>	<b>12</b>
<b>5t) Adrian Peterson, 2007 .....</b>	<b>12</b>

### Most Combined Touchdowns in a Single Season - Vikings

Player, Year	TDs (Rush/Rec.)
1) Chuck Foreman, 1975 .....	22 (13/9)
<b>2t) Adrian Peterson, 2009 .....</b>	<b>18 (18/0)</b>
3t) Randy Moss, 2003 .....	17 (0/17)
3t) Randy Moss, 1998 .....	17 (0/17)
3t) Cris Carter, 1995 .....	17 (0/17)

## PETERSON MATCHES NFL QUARTER MARK

Peterson's 3 rushing TDs in the 1st quarter vs. Arizona (10/9/11) tied an NFL record for most rushing TDs in a quarter and he became only the 3rd player to rush for 3 TDs in the 1st quarter of a game. Peterson matched a Vikings record with 3 rushing TDs in a game, his 5th career game with 3+ TDs (6 including playoffs). Chuck Foreman holds the Vikings record with 6 career 3+ TD games.

### Most Rushing TDs in a Quarter in NFL History

Player, Game	TDs
<b>Adrian Peterson, Minnesota vs. Arizona, 10/9/11 (1st) .....</b>	<b>3</b>
Priest Holmes, Kansas City vs. Atlanta, 10/24/04 (2nd) .....	3
Derrick Blaylock, Kansas City vs. Atlanta, 10/24/04 (2nd) .....	3
LaDainian Tomlinson, San Diego vs. Denver, 12/1/02 (2nd) .....	3
Shaun Alexander, Seattle vs. Minnesota, 9/29/02 (2nd) .....	3
Priest Holmes, Kansas City vs. Cleveland, 9/8/02 (4th) .....	3
James Stewart, Jacksonville vs. Philadelphia, 10/12/97 (1st) .....	3
Eric Dickerson, Indianapolis vs. Denver, 10/31/88 (1st) .....	3
Leroy Kelly, Cleveland vs. NY Giants, 12/1/68 (3rd) .....	3
Abner Hayes, Kansas City vs. Oakland, 11/26/61 (3rd) .....	3

## REACHING 1,300 AND 10

Peterson rushed for 1,300+ yards and 10+ TDs in each of his opening 3 seasons in the NFL (2007-1,341/12; 2008-1,760/10; 2009-1,383/18). He became only the 3rd player in NFL history to accomplish the feat.

### RBs Rushing for 1,300+ Yards and 10+ TDs in Opening Seasons - NFL

Player, Years	Opening Seasons w/1,300+ Yards/10+TDs
1) Earl Campbell, 1978-81 .....	4
<b>2t) Adrian Peterson, 2007-09 .....</b>	<b>3</b>
2t) Barry Sanders, 1989-91 .....	3

## SCRIMMAGE YARDAGE LEADER

Peterson has broken into the Vikings Top 10 for most combined net yards in a career. He currently has **8,377 career yards**, which is 7th in team history.

### Most Career Combined Net Yards - Vikings

Player, Years	Combined Yards
1) Cris Carter, 1990-01 .....	12,410
2) Darrin Nelson, 1982-89, '91-92 .....	10,365
3) Randy Moss, 1998-04, '10 .....	9,496
4) Bill Brown, 1962-74 .....	9,237
5) Chuck Foreman, 1973-79 .....	8,970
6) Robert Smith, 1993-00 .....	8,574
<b>7) Adrian Peterson, 2007-11 .....</b>	<b>8,377</b>
8) Anthony Carter, 1985-93 .....	8,107
9) Ted Brown, 1979-86 .....	7,607

## PETERSON'S CAREER TOUCHDOWNS

Game, Date	Play
vs. Atlanta, 9/9/07 .....	60 pass from T. Jackson
at Kansas City, 9/23/07 .....	11 run
at Chicago, 10/14/07 (3) .....	67 run, 73 run, 35 run
at Dallas, 10/21/07 .....	20 run
vs. San Diego, 11/4/07 (3) .....	1 run, 64 run, 46 run
vs. Detroit, 12/2/07 (2) .....	16 run, 13 run
vs. Chicago, 12/17/07 (2) .....	1 run, 8 run
at Green Bay, 9/8/08 .....	3 run
at Tennessee, 9/28/08 (2) .....	28 run, 3 run
at Chicago, 10/19/08 (2) .....	1 run, 54 run
vs. Houston, 11/2/08 .....	1 run
vs. Green Bay, 11/9/08 .....	29 run
at Jacksonville, 11/23/08 .....	16 run
vs. Chicago, 11/30/08 .....	1 run
vs. N.Y. Giants, 12/30/08 .....	67 run
vs. Philadelphia, 1/4/09 * (2) .....	40 run, 3 run
at Cleveland, 9/13/09 .....	1 run
at Detroit, 9/20/09 .....	27 run
vs. Green Bay, 10/5/09 .....	1 run
at St. Louis, 10/11/09 (2) .....	5 run, 7 run
at Pittsburgh, 10/25/09 .....	2 run
at Green Bay, 11/1/09 .....	1 run
vs. Detroit, 11/15/09 (2) .....	22 run, 1 run
vs. Chicago, 11/29/09 .....	5 run
vs. Cincinnati, 12/13/09 (2) .....	1 run, 3 run
at Carolina, 12/20/09 .....	4 run
at Chicago, 12/28/09 (2) .....	1 run, 1 run
vs. N.Y. Giants, 1/3/10 .....	1 run
at New Orleans, 1/24/10 * (3) .....	19 run, 1 run, 2 run
vs. Miami, 9/19/10 .....	1 run
vs. Detroit, 9/26/10 (2) .....	6 run, 80 run
vs. Dallas, 10/17/10 .....	1 run
at Green Bay, 10/24/10 .....	1 run
at New England, 10/31/10 .....	1 run
vs. Arizona, 11/7/10 (2) .....	12 pass from Favre, 4 run
at Washington, 11/28/10 .....	5 run
vs. Buffalo, 12/5/10 (3) .....	2 run, 3 run, 43 run
at Philadelphia, 12/28/10 (1) .....	1 run
vs. Tampa Bay, 9/18/11 (2) .....	1 run, 9 run
vs. Detroit, 9/25/11 (1) .....	6 run
vs. Arizona, 10/9/11 (3) .....	4 run, 24 run, 14 run
at Chicago, 10/16/11 (1) .....	4 run
vs. Green Bay, 10/23/11 (1) .....	1 run
at Carolina, 10/30/11 (2) .....	19 pass from Ponder, 9 run
at Green Bay, 11/14/11 (1) .....	3 run
vs. Oakland, 11/20/11 (1) .....	12 run
at Washington, 12/24/11 (1) .....	1 run
<b>Totals .....</b>	<b>72 (67 regular season; 64 rushing, 3 receiving)</b>
<b>* Playoffs</b>	





## HARVIN CATCHES FIRE

Percy Harvin took on a larger offensive load in the 2nd half of the 2011 season, ranking among the NFL leaders in several areas. His career-best 87 catches ranked 6th in the NFL and 4th among WRs for the season. A threat to run as well, Harvin averaged 9.0 yards per touch in the 2nd half of the season.

### 2011 NFL Receptions

Player, Team	Catches/TDs
1) Wes Welker, NE	122/9
2) Roddy White, ATL	100/8
3) Jimmy Graham, NO (TE)	99/11
4) Calvin Johnson, DET	96/16
5) Rob Gronkowski, NE (TE)	90/17
<b>6) Percy Harvin, MINN</b>	<b>87/6</b>
7) Darren Sproles, NO (RB)	86/7

### 2011 NFL Receptions - Weeks 10 through 17

Player, Team	Catches/Yards/TDs
1) Roddy White, ATL	57/795/5
<b>2t) Percy Harvin, MINN</b>	<b>56/633/6</b>
2t) Wes Welker, NE	56/609/3
4) Calvin Johnson, DET	49/877/5

### 2011 NFL Receiving TDs - Weeks 10 through 17

Player, Team	Catches/TDs
1) Rob Gronkowski, NE	46/11
2) Jordy Nelson, GB	39/10
3) Laurent Robinson, DAL	30/9
<b>4t) Percy Harvin, MINN</b>	<b>56/6</b>
4t) Jimmy Graham, NO	44/6
4t) Julio Jones, ATL	26/6

### 2011 NFL Scrimmage Yards Per Touch - Weeks 10-17

Player, Team	Rush/Rec/Touches/Yards/Yds Per Touch
<b>1) Percy Harvin, MINN</b>	<b>32/56/88/793/9.0</b>
2) Jonathan Stewart, CAR	71/24/95/627/6.6
3) DeAngelo Williams, CAR	80/6/86/547/6.4

## EXPLOSIVE HARVIN

Explosive WR/KR **Percy Harvin** has shown his ability to change games through the air and ground. Harvin notched his 7th career game with 200+ combined net yards at Atlanta (11/27/11), posting 104 yards on kickoff returns, 95 yards receiving and 11 yards rushing for a total of 210 yards.

### Most Career Games with 200+ Combined Net Yards - Vikings

Player, Years	Games w/200+ Yards
<b>1) Percy Harvin, 2009-11</b>	<b>7</b>
2) Tommy Mason, 1961-66	5
3t) Chuck Foreman, 1973-79	4
<b>3t) Adrian Peterson, 2007-11</b>	<b>4</b>

### Most Games with 200+ Combined Net Yards in a Single Season - Vikings

Player, Years	Single Season Games w/200+ Yards
<b>1t) Percy Harvin, 2010</b>	<b>3</b>
1t) Adrian Peterson, 2007	3
1t) Tommy Mason, 1962	3

## LICENSED TO SCORE

Percy Harvin has proven to be a threat to score from anywhere on the field and by any means- via rush, pass and return. **Harvin is the 1st Viking to score all 3 ways multiple times in their career.**

### Players to Score Three Different Ways in a Season - Vikings

<b>1t) Percy Harvin, 2011 (2 rush, 6 pass, 1 kick return)</b>
<b>1t) Percy Harvin, 2010 (1 rush, 5 pass, 1 kick return)</b>
1t) Mewelde Moore, 2005 (1 rush, 1 pass, 1 punt return)
1t) Koren Robinson, 2005 (1 rush, 1 pass, 1 kick return)
1t) Herschel Walker, 1989 (5 rush, 1 pass, 1 kick return)
1t) Bill Brown, 1963 (7 rush, 2 pass, 1 kick return)

## HARVIN ON THE GROUND

WR **Percy Harvin** now has **587 rushing yards as a Viking**, breaking the Vikings record for rushing yards by a WR. Harvin broke his own team record for rushing yards by a WR in a season set in 2009 and ended 2011 with 345.

### Single-Season Rushing Yards by WRs since 1970- NFL

Player, Season	Yards
1) Lionel James, 1985, San Diego	516
2) Josh Cribbs, 2009, Cleveland	381
<b>3) Percy Harvin, 2011, Minnesota</b>	<b>345</b>
4) Brad Smith, 2010, NY Jets	299

### Career Rushing Yards by a Wide Receiver - Vikings

Player, Years	Rushing Yards
<b>1) Percy Harvin, 2009-11</b>	<b>587</b>
2) Anthony Carter, 1985-93	290

### Single-Season Rushing Yards by a Wide Receiver - Vikings

Player, Year	Yards
<b>1) Percy Harvin, 2011</b>	<b>345</b>
<b>2) Percy Harvin, 2009</b>	<b>135</b>
3) Bob Grim, 1971	127
4) Anthony Carter, 1991	117

### Career Rushing Attempts by a Wide Receiver - Vikings

Player, Years	Rushing Atts
<b>1) Percy Harvin, 2009-11</b>	<b>85</b>
2) Anthony Carter, 1985-93	47

### Single-Season Rushing Attempts by a Wide Receiver - Vikings

Player, Year	Attempts
<b>1) Percy Harvin, 2011</b>	<b>52</b>
<b>2) Percy Harvin, 2010</b>	<b>18</b>
2) Anthony Carter, 1992	16
<b>3) Percy Harvin, 2009</b>	<b>15</b>

### Rushing Yards in a Game by a Wide Receiver - Vikings

Player, Game	Yards
<b>1) Percy Harvin, at Kansas City, 10/2/11</b>	<b>67</b>
2) Bob Grim, at NY Giants, 10/31/71	62
3) Sammy White, at Washington, 11/2/80	45

### Longest Rushes by a Wide Receiver - Vikings

Player, Game	Yards
1) Bob Grim, at NY Giants, 10/31/71	54
2) Sammy White, at Washington, 11/2/80	45
3) John Gilliam, vs. Philadelphia, 10/21/73	44t
<b>4) Percy Harvin, vs. Detroit, 9/25/11</b>	<b>39</b>

## OFF TO A STRONG START

Percy Harvin's opening 3 seasons have ranked among the best in Vikings history for starts to their career.

### Receptions by Vikings in First 3 seasons

Player	Receptions
1) Randy Moss, WR, 1998-2000	226
2) Rickey Young, RB, 1978-80	224
<b>3) Percy Harvin, WR, 2009-11</b>	<b>218</b>
4) Jermaine Wiggins, TE, 2004-06	186
5) Ted Brown, RB, 1979-81	176

## HARVIN SETS COMBINED YARDS RECORD

In 2009, **Harvin** established **the Vikings record for the most combined yards with 2,081 (1,156 kickoff returns, 790 receiving, 135 rushing)**. The dynamic Harvin surpassed Herschel Walker's 2,051 yards in 1990 and Adrian Peterson's 2007 total of 2,021 yards.

### Single-Season Most Combined Yards - Vikings

Player, Year	Combined Yards
<b>1) Percy Harvin, 2009</b>	<b>2,081</b>
2) Herschel Walker, 1990	2,051



## WEBB GEMS



**QB Joe Webb** came off the bench in the 2nd half at Washington (12/24) in relief of starter Christian Ponder, who left the game with a concussion. Webb keyed a comeback from a 13-10 deficit to spark the Vikings to a 33-26 win. Webb ran for a TD and threw for a pair of TDs while throwing only 5 times during the game- 2 of his 4 completions were TDs to Kyle Rudolph and Percy Harvin. During 2011, Webb was sacked only 3 times in 63 pass attempts.

Webb made his 1st career start as a rookie in 2010 in Week 16 at Philadelphia (12/28/10), leading the team to an upset 24-14 victory. With the win, Webb became only the 2nd rookie quarterback in team history to win his 1st career start (Ron VanderKelen - 12/15/63).

Against the Eagles, Webb **completed 17-of-26 passes for 195 yards and no interceptions**. He also rushed 6 times for 31 yards, including a 9-yard TD scramble. On the 2010 season, Webb threw for 477 yards on 54-of-89 passing (60.7%) and rushed for 2 TDs and 120 yards on 18 carries.

### Longest Rushes by NFL QBs

Player, Game	Play
1) Kordell Stewart, Pittsburgh vs. Carolina (12/22/96).....	80t
2t) Steve Bono, Kansas City vs. Arizona (10/1/95).....	76t
2t) Greg Landry, Detroit vs. Green Bay (9/20/70).....	76
4) Kordell Stewart, Pittsburgh vs. Baltimore (10/5/97).....	74t
5) Virgil Carter, Cincinnati vs. Cleveland (11/15/70).....	73
6) Steve McNair, Tennessee vs. Tampa Bay (11/8/98).....	71t
<b>7) Joe Webb, Minnesota at Detroit (12/11/11).....</b>	<b>65t</b>

### Rushing Yards by Vikings QBs in a Game (\* rookie)

Player, Game	Yards
<b>Joe Webb, at Detroit (12/11/11).....</b>	<b>109</b>
Fran Tarkenton, at Los Angeles (11/5/61)*.....	99
Daunte Culpepper, vs. Detroit (10/14/01).....	83

### Longest Rushes by Vikings QBs

Player, Game	Yards
<b>Joe Webb, at Detroit (12/11/11).....</b>	<b>65t</b>
Fran Tarkenton, at Los Angeles (11/5/61).....	52t

## SHIANCOE CATCHES ON

TE **Visanthe Shiancoe's** currently ranks 2nd in Vikings history for most receiving yards by a TE. **His 2,424 since joining the team surpassed Joe Senser and Stu Voigt.**

### Most Receiving Yards by a Tight End - Vikings

Player, Years	Yards
1) Steve Jordan, 1982-94.....	6,307
<b>2) Visanthe Shiancoe, 2007-11 .....</b>	<b>2,424</b>
3) Stu Voigt, 1970-80.....	1,919
4) Joe Senser, 1980-84.....	1,822
<b>5) Jim Kleinsasser, 1999-2011.....</b>	<b>1,688</b>
6) Jermaine Wiggins, 2004-06.....	1,659

## RUDOLPH LEADS THE WAY

TE **Kyle Rudolph** caught his 3rd TD of his rookie season at Washington (12/24) on a 17-yard strike from backup QB Joe Webb. Rudolph had caught his opening 2 TDs from fellow rookie Christian Ponder. Rudolph snared 15 of his 26 receptions for the season in the final 8 games and scored all 3 TDs of the season in that 8-game span.

### Most Receiving TDs by Rookie TEs - Vikings

Player, Years	TDs
1) Hal Bedsole, 1964.....	5
2) John Beasley, 1967.....	4
<b>3) Kyle Rudolph, 2011 .....</b>	<b>3</b>

## GERHART GETS IN GEAR

Vikings 2nd-year **RB Toby Gerhart** rumbled to his 1st career 100-yard rushing day at Washington (12/24), including posting the longest rush by a Viking in 2011 with a 67-yarder. He ran for 109 yards on 11 carries for the day, 105 of them coming in the 2nd half after starter Adrian Peterson left the game with a knee injury on the 1st play of the 2nd half. Gerhart had his 1st career 2-TD receiving day vs. New Orleans and tied a Vikings record for most TD catches by a RB. His 3 receiving TDs on the season are tied for the 9th-most in team history by a RB.

### NFL Rushing Yards - Weeks 13-17

Player, Team	Attempts/Yards
1) Ray Rice, BALT.....	112/642
2) Maurice Jones-Drew, JAX.....	113/566
3) Reggie Bush, MIA.....	83/519
4) Willis McGahee, DEN.....	87/424
5) Arian Foster, HOU.....	85/419
6) Shonn Greene, NYJ.....	92/403
7) Michael Turner, ATL.....	82/392
8) CJ Spiller, BUFF.....	67/391
9) Ryan Mathews, SD.....	70/374
<b>10) Toby Gerhart, MINN .....</b>	<b>68/369</b>

### Vikings Rushing Yards in a Quarter

Player, Season	Yards/Qtr
Adrian Peterson vs. SD, 11/4/07.....	146/4
Chuck Foreman at PHI, 10/24/76.....	116/4
Adrian Peterson vs. SD, 11/4/07.....	107/3
Adrian Peterson at CLEV, 9/13/09.....	104/4
Clinton Jones vs. ATL, 11/28/71.....	103/2
Robert Smith at STL, 9/13/98.....	92/2
<b>Toby Gerhart at WASH, 12/24/11 .....</b>	<b>89/3</b>
Michael Bennett at TB, 11/3/02.....	89/2

### Vikings 100-Yard Rushers in a Season

Players	Season
<b>Adrian Peterson (3), Joe Webb (1), Toby Gerhart (1) .....</b>	<b>2011</b>
Onterio Smith (2), Michael Bennett (1), Moe Williams (1).....	2003
Tony Galbreath (1), Ted Brown (1), Darrin Nelson (1).....	1983

## SHIANCOE SHOWS UP

TE **Visanthe Shiancoe** ranked 3rd on the Vikings in 2011 with 36 catches and tied for 2nd on the club with 3 TDs. **Shiancoe has 23 TDs from 2008-11**, tied for the 5th-most in the NFL among TEs hauling in his **23 scores on 181 receptions**.

### Most Receiving TDs by TEs 2008-11 - NFL

Player	TDs/Receptions
1) Antonio Gates.....	33/253
2) Tony Gonzalez.....	29/329
3) Vernon Davis.....	28/232
4) Rob Gronkowski.....	27/132
<b>5t) Visanthe Shiancoe .....</b>	<b>23/181</b>
5t) Greg Olsen.....	23/200
7) Dallas Clark.....	21/248

### Most Career Receiving TDs by Vikings Tight Ends

Player	TDs
1) Steve Jordan, 1982-84.....	28
<b>2) Visanthe Shiancoe, 2007-11 .....</b>	<b>24</b>
3) Stu Voigt, 1970-80.....	17
4) Joe Senser, 1979-84.....	16

### Most Receiving TDs by a Tight End in a Single Season - Vikings

Player	TDs
<b>1) Visanthe Shiancoe, 2009 .....</b>	<b>11</b>
2) Joe Senser, 1981.....	8
<b>3t) Visanthe Shiancoe, 2008 .....</b>	<b>7</b>
3t) Joe Senser, 1980.....	7



## KLEINSASSER CALLS IT A CAREER



TE **Jim Kleinsasser** retired after 13 seasons with the club at the end of the 2011 season. **Kleinsasser's 181 games played are a Vikings record for a TE and he started 129 career games, which ranks as the 2nd-most among all Vikings TEs**, and played in his final **112 consecutive games**, the 2nd-longest streak for a Vikings TE.

**Kleinsasser had 192 career catches, which is 2nd in team history for TEs**, and his 10 catches in a single game (at St. Louis - 11/30/03) stand as the 2nd-most by a Vikings TE.

Kleinsasser was twice named to the USA Today's All-Joe Team, honoring hard-working and under-recognized NFL players.

### Career Starts by Tight Ends - Vikings

Player	Starts
1) Steve Jordan.....	149
<b>2) Jim Kleinsasser .....</b>	<b>129</b>

### Career Games Played by Tight Ends - Vikings

Player	Games Played
<b>1) Jim Kleinsasser, 1999-2011 .....</b>	<b>181</b>
2) Steve Jordan, 1982-94.....	178
3) Stu Voigt, 1970-80 .....	131

### Consecutive Games Played by Tight Ends - Vikings

Player	Consecutive Games Played
1) Steve Jordan, 1985-92.....	113
<b>2) Jim Kleinsasser, 2005-11 .....</b>	<b>112</b>
3) Brent Novoselsky, 1989-94.....	91

### Career Catches by Tight Ends - Vikings

Player	Catches
1) Steve Jordan, 1982-94.....	498
<b>2) Visanthe Shiancoe, 2007-11 .....</b>	<b>208</b>
<b>3) Jim Kleinsasser, 1999-2011 .....</b>	<b>192</b>
4) Jermaine Wiggins, 2004-06.....	186

## BLAZING THE TRAIL

TE **Jim Kleinsasser's** blocking has been a key element to some of the best rushing days and seasons in Vikings history. Kleinsasser has led the way for 10 different Vikings **who broke the 100-yard mark 62 times**.

### Top Vikings Running Backs Rushing Seasons


Player/Season/Yards	Kleinsasser's Games
<b>1) Adrian Peterson, 2008: 1,760 yards.....</b>	<b>16</b>
<b>2) Robert Smith, 2000: 1,521 yards .....</b>	<b>14</b>
<b>3) Adrian Peterson, 2009: 1,383 yards.....</b>	<b>16</b>
<b>4) Adrian Peterson, 2007: 1,341 yards.....</b>	<b>16</b>
<b>5) Adrian Peterson, 2010: 1,298.....</b>	<b>16</b>
<b>6) Michael Bennett, 2002: 1,296 yards .....</b>	<b>14</b>
7) Robert Smith, 1997: 1,266 yards.....	NA
<b>8) Chester Taylor, 2006: 1,216 yards .....</b>	<b>16</b>

### 100-Yard Rushers Behind Kleinsasser

Player	100-Yard Games (including playoffs)
<b>Adrian Peterson.....</b>	<b>28</b>
Robert Smith * .....	11
Michael Bennett.....	8
Chester Taylor.....	6
Mewelde Moore .....	2
Onterio Smith .....	2
Moe Williams .....	2
Artose Pinner.....	1
Joe Webb .....	1
Toby Gerhart.....	1

\* Finished with 29 for his career.

## FOLLOWING ROUTE 76



Since joining the Vikings in 2006, perennial All-Pro LG **Steve Hutchinson** has proven his worth. **In 88 regular season games played with the Vikings, he has blocked for a 100-yard rusher 33 times (Adrian Peterson-25, Chester Taylor-6, Artose Pinner-1, Joe Webb-1).**

**Hutchinson has blocked for a 100-yard rusher 65 times in his career (including playoffs) and has made room for 3 games with a runner over 200 yards.** He has had a 1,000-yard rusher behind

him in each of his 10 NFL seasons, including the past four years with Peterson. Hutchinson has blocked for 3 league-leading rushers during his career (Shaun Alexander twice, Adrian Peterson once). Hutchinson has been selected to 7 Pro Bowls and has been named All-Pro 7 times during his 10 seasons in the NFL. At one point in 2009, he had a streak of 26 consecutive games without a penalty.

### 1,000 Yard Rushers Behind Hutchinson

Player, Year	Yards
<b>Adrian Peterson, 2010.....</b>	<b>1,298</b>
<b>Adrian Peterson, 2009.....</b>	<b>1,383</b>
<b>Adrian Peterson, 2008.....</b>	<b>1,760*</b>
<b>Adrian Peterson, 2007.....</b>	<b>1,341</b>
<b>Chester Taylor, 2006 .....</b>	<b>1,216</b>
Shaun Alexander, 2005.....	1,880*
Shaun Alexander, 2004.....	1,696*
Shaun Alexander, 2003.....	1,435
Shaun Alexander, 2002.....	1,175
Shaun Alexander, 2001.....	1,318

\* NFL Leading Rusher

*Bold denotes Hutchinson's years as a Viking.*

### 100-Yard Rushers/Games Behind Hutchinson

Player	Games (including playoffs)
Shaun Alexander .....	31
<b>Adrian Peterson .....</b>	<b>24</b>
Chester Taylor .....	6
Artose Pinner .....	1
<b>Joe Webb .....</b>	<b>1</b>

## HE'S A 'LOAD' TO DEAL WITH



In 2011, Vikings OTs Charlie Johnson (LT) and Phil Loadholt (RT) were the only offensive linemen to start all 16 games for the club. **Loadholt started 15 games** (missed St. Louis to injury) his rookie season in 2009, which tied for the 3rd-most starts by a Vikings rookie tackle in team history. Loadholt was only the 5th Vikings rookie offensive tackle to start a season opener and only the 2nd right tackle (first since 1966). Loadholt was named to the NFL's All-Rookie Team.

### Most Starts by a Rookie Tackle - Vikings

Player, Year	Starts
1t) Gary Zimmerman, 1986 * .....	16
1t) Todd Steussie, 1994 .....	16
<b>3t) Phil Loadholt, 2009 .....</b>	<b>15</b>

3t) Corey Stringer, 1995 .....

\* Played in the USFL prior to joining the Vikings

### Rookie Tackles to Start Season Opener - Vikings

Player, Year
<b>1) Phil Loadholt, 2009, Right Tackle</b>
2) Todd Steussie, 1994, Left Tackle
3) Everett Lindsey, 1993, Left Tackle
4) Gary Zimmerman, 1986, Left Tackle
5) Doug Davis, 1966, Right Tackle





## NOWHERE TO RUN

The Vikings rush defense continues to rank among the NFL leaders and continue the recent tradition of stuffing the run.

### 2011 Opponent Rushing Yards

Team	Yards Allowed
1) San Francisco	1,236
2) Baltimore	1,482
3) Miami	1,530
4) Houston	1,536
5) Chicago	1,542
6) Atlanta	1,552
7) Dallas	1,585
8) Pittsburgh	1,597
9) Jacksonville	1,667
10) Cincinnati	1,675
<b>11) Minnesota</b>	<b>1,712</b>

The Vikings have given up a total of **5,971 rushing yards over the past 4 seasons**, which is the 3rd-fewest in the NFL during that time. The Vikings became the first team since the 1970 NFL-AFL merger to rank #1 against the run in 3 consecutive seasons (2006-2008), and finished #2 in 2009.

### Opponent Rushing Yards - 2008-2011

Team	Yards Allowed	Yards Per Game
1) Pittsburgh	5,323	83.2
2) Baltimore	5,779	90.3
<b>3) Minnesota</b>	<b>5,971</b>	<b>93.3</b>

### Opponent Rushing TDs - 2008-2011

Team	TDs
1) Pittsburgh	26
2) Baltimore	27
<b>3) Minnesota</b>	<b>35</b>
4t) New England	37
4t) San Francisco	38
6) Dallas	39

### Opponent Average Yards Per Rush - 2008-2011

Team	Avg.
1t) Pittsburgh	3.6
1t) Baltimore	3.6
1t) San Francisco	3.6
<b>4t) Minnesota</b>	<b>3.8</b>
4t) NY Jets	3.8

### Opponent Rushes of 10+ Yards - 2008-2011

Team	10+ Yard Rushes
1) Pittsburgh	118
2) Baltimore	136
3) San Francisco	139
4) NY Jets	157
5) Dallas	159
<b>6) Minnesota</b>	<b>160</b>

### Opponent Rushing Attempts - 2008-2011

Team	Att.
1) Pittsburgh	1,494
2) Dallas	1,554
<b>3) Minnesota</b>	<b>1,584</b>
4) Atlanta	1,586

## NEGATIVE REACTION

The Vikings defense has posted **119 plays for a negative gain** against opposing offenses during the 2011 season- 49.0 sacks, 66 tackles for loss on rushing plays and 4 tackles for loss on pass plays.

### 2011 Opponent's Negative Plays

Team	Negative Plays	Rushes/Sacks/Passes
1) Philadelphia	123	63/49/11
<b>2t) Minnesota</b>	<b>119</b>	<b>66/49/4</b>
2t) Arizona	119	67/42/10
4t) St. Louis	115	71/37/7
4t) Tampa Bay	111	83/23/5

## SACKS COMING FAST

The Vikings had 50.0 sacks in 2011, led by Jared Allen's 22.0. The 50 sacks ranks 3rd in Vikings history and is the most since 1992.

### 2011 NFL Sacks

Team	Sacks
<b>1t) Minnesota</b>	<b>50</b>
1t) Philadelphia	50
3t) Baltimore	48
3t) NY Giants	48

## VIKINGS STACKING UP SACKS

The Vikings have combined a strong run defense with dynamic pass rush, especially since Jared Allen came to the club in 2008.

### 2008-11 NFL Sacks

Team	Sacks
1t) Philadelphia	181
1t) Pittsburgh	181
3) Dallas	178
<b>4) Minnesota</b>	<b>174</b>

### Vikings Sacks in a Season

Team	Sacks
1989	71
1992	51
<b>2011</b>	<b>50</b>
1970	49
1969	49

## KEEPING 'EM OUT OF THE END ZONE

The Vikings have ranked among the NFL leaders over the past 5 seasons at keeping opponents out of the end zone, **allowing 164 scrimmage TDs**.

### 2007-11 NFL Scrimmage TDs Allowed

Team	TDs
1) Pittsburgh	118
2) Baltimore	130
3) NY Jets	151
4) San Francisco	152
5) Indianapolis	159
6) Washington	162
<b>7t) Minnesota</b>	<b>164</b>
7t) Tennessee	164
9) Dallas	165

## TAKING ADVANTAGE OF FUMBLES

The Vikings defense tied for the NFL lead with 15 fumble recoveries in 2011.

### 2011 NFL Opponent Fumble Recoveries

Team	FRs
<b>1t) Minnesota</b>	<b>15</b>
1t) San Francisco	15
3) Detroit	13



## ALLEN BREAKS VIKINGS SACK RECORD



**DE Jared Allen set a new Vikings record for single-season sacks with 22.0 in 2011, breaking Chris Doleman's mark of 21.0 in 1989.** He entered the final game of the season with 18.5 sacks and notched a season-best 3.5 vs. Chicago. Allen is the 1st Viking since John Randle from 1997-2000 to lead the club in sacks 4 straight seasons. Since entering the league in 2004, Allen has **105.0 career sacks, which ranks 1st among all players during that time frame.** Allen's 22.0 sacks paced the Vikings as they tied for the NFL lead with 50.0

sacks as a team, the 3rd-highest total in team history.

### NFL Sack Leaders 2011

Player	Sacks
1) Jared Allen, MINN	22.0
2) DeMarcus Ware, DALL	19.5
3) Jason Babin, PHI	18.0
4) Jason Pierre-Paul, NYG	16.5

### NFL Sack Leaders from 2004-2011

Player	Sacks
1) Jared Allen	105.0
2) DeMarcus Ware	99.5

### NFL Sack Leaders from 2008-2011 (since Allen joined Vikings)

Player	Sacks
1) DeMarcus Ware, DAL	66.0
2) Jared Allen, MIN	62.0

### Most Sacks in a Single Game - Vikings

Player	Sacks
1) Randy Holloway, vs. Atlanta, 9/16/84	5.0
2) Jared Allen, vs. Green Bay, 10/6/09	4.5
3t) Kevin Williams, vs. Detroit, 10/12/08 (last time)	4.0

### Most Consecutive Games with a Sack- Vikings

Player, Year	Cons. Games
1) Jared Allen, 2010-11	11
2t) Jim Marshall, 1969	8
2t) Carl Eller, 1975-76	8

### Games in a Season with a Sack- Vikings

Player, Year	Games w/Sack
1) Jared Allen, 2011	13
2) Alan Page, 1976	11

## TAKING THE BALL AWAY

Jared Allen and Kevin Williams have shown a knack throughout their careers for flustering QBs and making big plays.

### Interceptions By a Defensive Lineman, Career - Vikings

Player	Interceptions
1t) Jared Allen	4
1t) Kevin Williams	4
3) Chris Doleman	3

### Interceptions By a Defensive Lineman, Season - Vikings

Player	Interceptions
1t) Jared Allen, 2010	2
1t) Kevin Williams, 2007	2
1t) Tim Newton, 1985	2

### Longest Fumble Recovery Returns by a Vikings Lineman

Player, Game	Return
1) Kevin Williams, vs. Jacksonville, 11/28/04	77t
2) Alan Page, at Chicago, 10/11/70	63t
3) Jared Allen, at St. Louis, 10/11/09	52t

## ALLEN BRINGS BACK SACK MEMORIES

Allen's remarkable, record-setting 22.0 sack performance in 2011 was highlighted by his season-high 3.5 sacks in the final game of the season vs. Chicago as he came within grasp of the NFL's single-season record. Prior to Allen's arrival, the last Viking to top 14.5 sacks was DT John Randle, who amassed 15.5 in 1997. Allen's 14.5 sacks in '08 were the most by a player in his 1st season with the Vikings.

### Vikings Top Single-Season Sack Totals

Player, Year	Sacks
1) Jared Allen, 2011	22.0
2) Chris Doleman, 1989	21.0
3t) Keith Millard, 1989	18.0
3t) Alan Page, 1976	18.0
5) John Randle, 1997	15.5
6t) Carl Eller, 1977	15.0
6t) Carl Eller, 1969	15.0
8t) Jared Allen, 2009	14.5
8t) Jared Allen, 2008	14.5
8t) Chris Doleman, 1992	14.5

### Most Sacks in First 8 NFL Seasons - NFL

Player, Years	Sacks
1) Reggie White, 1985-92	124.0
2) Jared Allen, 2004-11	105.0
3) Derrick Thomas, 1989-96	98.0

### Single-Season Sacks - NFL (since 1982)

Player, Year	Sacks
1) Michael Strahan, 2001	22.5
2t) Jared Allen, 2011	22.0
2t) Mark Gastineau, 1984	22.0
4t) Chris Doleman, 1989	21.0
4t) Reggie White, 1987	21.0
6) Lawrence Taylor, 1986	20.5
7t) Derrick Thomas, 1990	20.0
7t) DeMarcus Ware, 2008	20.0

### Career Sacks by Active Players

Player, Year	Sacks
1) John Abraham, 2000-11	112.0
2) Jared Allen, 2004-11	105.0
3) Dwight Freeney, 2002-11	102.5
4) Julius Peppers, 2002-11	100.0
5) DeMarcus Ware, 2005-11	99.5

## SAFETY DANCE

Jared Allen has chased QBs and has a knack for notching safeties, posting his NFL-record matching 4th of his career vs. Denver (12/4/11).

### Most Career Safeties - NFL

Player	Safeties
1t) Jared Allen, 2008-11	4
1t) Ted Hendricks, 1969-83	4
1t) Doug English, 1975-85	4

### Most Career Safeties - Vikings

Player	Safeties
1) Jared Allen, 2008-11	4
2t) Chris Doleman, 1985-93, '99	2
2t) Carl Eller, 1964-78	2
2t) Alan Page, 1967-78	2

### Most Single Season Safeties - NFL

Player	Safeties
1t) Jared Allen, MIN, 2008	2
1t) Alan Page, MIN, 1971	2
1t) 13 other players tied	2

The 2 safeties vs. Green Bay (11/9/08) tied a team record for most in a game.



## ALLEN BRINGS BACK SACK MEMORIES

### Jared Allen's Career Sacks (\*-playoffs)

Game	QB	Sacks
vs. Houston, 9/26/04	David Carr	1.0
@ Jacksonville, 10/17/04	Byron Leftwich	1.0
vs. Atlanta, 10/24/04	Michael Vick	2.0
vs. New England, 11/22/04	Tom Brady	1.0
vs. Oakland, 12/5/04	Kerry Collins	2.0
@ Tennessee, 12/13/04	Billy Volek	1.0
vs. Oakland, 12/25/04	Kerry Collins	1.0
vs. NY Jets, 9/11/05	Chad Pennington	1.0
vs. Philadelphia, 10/2/05	Donovan McNabb	1.0
vs. Washington, 10/16/05	Mark Brunell	3.0
@ Buffalo, 11/13/05	Kelly Holcomb, 1.0; J.P. Losman	1.0
vs. New England, 11/27/05	Tom Brady	1.0
@ Dallas, 12/11/05	Drew Bledsoe	2.0
vs. San Diego, 12/24/05	Drew Brees	1.0
vs. Cincinnati, 9/10/06	Carson Palmer	1.0
@ Arizona, 10/8/06	Matt Leinart	1.0
@ San Diego, 10/22/06	Phillip Rivers	1.0
@ St. Louis, 11/5/06	Marc Bulger	2.0
@ Miami, 11/12/06	Joey Harrington	1.0
vs. Denver, 11/23/06	Jake Plummer	0.5
@ Oakland, 12/23/06	Andrew Walter	1.0
vs. Minnesota, 9/23/07	Kelly Holcomb	2.0
vs. Jacksonville, 10/7/07	David Garrard	1.5
vs. Cincinnati, 10/14/07	Carson Palmer	2.5
@ Oakland, 10/21/07	Daunte Culpepper	2.0
vs. Green Bay, 11/4/07	Brett Favre	0.5
vs. Denver, 11/11/07	Jay Cutler	1.0
vs. San Diego, 12/2/07	Phillip Rivers	2.0
@ Detroit, 12/23/07	Jon Kitna	2.0
@ NY Jets, 12/30/07	Kellen Clemens	2.0
vs. Indianapolis, 9/14/08	Peyton Manning	1.0
vs. Carolina, 9/21/08	Jake Delhomme	1.0
vs. Detroit, 10/12/08	Dan Orlovsky	1.0
@ Chicago, 10/19/08	Kyle Orton	2.0
vs. Houston, 11/2/08	Matt Schaub, 1.0; Sage Rosenfels	1.0
vs. Green Bay, 11/9/08	Aaron Rodgers	1.0
vs. Chicago, 11/30/08	Kyle Orton	2.5
@ Detroit, 12/7/08	Daunte Culpepper	2.0
@ Arizona, 12/14/08	Kurt Warner	2.0
vs. Philadelphia, 1/4/09*	Donovan McNabb	2.0
@ Detroit, 9/20/09	Matthew Stafford	1.0
vs. San Francisco, 9/27/09	Shaun Hill	1.0
vs. Green Bay, 10/5/09	Aaron Rodgers	4.5
vs. Baltimore, 10/18/09	Joe Flacco	1.0
@ Green Bay, 11/1/09	Aaron Rodgers	3.0
vs. Chicago, 11/29/09	Jay Cutler	2.0
@ Carolina, 12/20/09	Jake Delhomme	1.0
vs. NY Giants, 1/3/10	Eli Manning	1.0
vs. Dallas, 1/17/10*	Tony Romo	1.0
vs. Miami, 9/19/10	Chad Henne	1.0
vs. Arizona, 11/7/10	Derek Anderson	2.5
@ Chicago, 11/14/10	Jay Cutler	2.0
vs. Green Bay, 11/21/10	Aaron Rodgers	1.0
@ Washington, 11/28/10	Donovan McNabb	1.0
vs. Buffalo, 12/5/10	Ryan Fitzpatrick	1.0
vs. NY Giants, 12/13/10	Eli Manning	1.0
@ Philadelphia, 12/28/10	Michael Vick	1.0
@ Detroit, 1/2/11	Shaun Hill	0.5
@ San Diego, 9/11/11	Philip Rivers	0.5
vs. Tampa Bay, 9/18/11	Josh Freeman	1.0
vs. Detroit, 9/25/11	Matthew Stafford	3.0
@ Kansas City, 10/2/11	Matt Cassel	2.0
vs. Arizona, 10/9/11	Kevin Kolb	2.0
@ Chicago, 10/16/11	Jay Cutler	1.0
vs. Green Bay, 10/23/11	Aaron Rodgers	2.0
@ Carolina, 10/30/11	Cam Newton	1.0
@ Green Bay, 11/14/11	Aaron Rodgers	1.0
vs. Denver, 12/4/11	Tim Tebow	1.0
@ Detroit, 12/11/11	Matthew Stafford	3.0
vs. Chicago, 1/1/12	Josh McCown	3.5
<b>Total</b>		<b>105.0 (108.0 w/playoffs)</b>

## FORCING THE ISSUE

Jared Allen capped his Vikings-record, career-best 22.0-sack season by also leading the NFL with 4 fumble recoveries. Allen's knack for making the big play makes him one of the NFL's most-feared defenders.

### 2011 NFL Opponent Fumble Recoveries

Player	FRs
<b>1t) Jared Allen, Minnesota</b>	<b>4</b>
2t) 12 others tied with	3

### 2008-11 NFL Opponent Fumble Recoveries

Player	FRs
1) Kerry Rhodes	9
<b>2t) Jared Allen</b>	<b>8</b>
2t) Jay Ratliff	8
4t) Darnell Dockett	7
4t) Jonathan Vilma	7
4t) LaMarr Woodley	7
4t) James Anderson	7
4t) Stephen Tulloch	7
4t) Bernard Pollard	7
4t) Robert Mathis	7

### 2005-11 NFL Forced Fumbles

Player	FFs
1) Robert Mathis	29
2) DeMarcus Ware	27
<b>3t) Jared Allen</b>	<b>26</b>
3t) Dwight Freeney	26
3t) James Harrison	26
3t) Osi Umenyiora	26
3t) Charles Tillman	26

### Vikings Career Forced Fumbles

Player	FFs
1) Chris Doleman, 1985-93, '99	33
2) Alan Page, 1967-78	28
3) John Randle, 1990-2000	24
4) Matt Blair, 1974-85	19
5) Joey Browner, 1983-91	18
6) Ed McClellan, 1992-2001	17
7) Carl Eller, 1964-78	15
8t) Jeff Siemon, 1972-82	14
<b>8t) Jared Allen, 2008-11</b>	<b>14</b>
<b>8t) Cedric Griffin, 2006-11</b>	<b>14</b>
11t) Henry Thomas, 1987-94	12
11t) Mark Mullaney, 1975-87	12
11t) Scott Studwell, 1977-90	12

### Vikings Fumble Recoveries in a Season

Player	FRs
1) Don Hultz, 1963	9
2) Alan Page, 1970	7
3) Fred McNeil, 1978	6
4t) Chris Doleman, 1989	5
4t) Joey Browner, 1985	5
4t) Matt Blair, 1976	5
<b>7t) Jared Allen, 2011</b>	<b>4</b>
7t) Chad Greenway, 2007	4
7t) Duane Clemons, 1999	4
7t) Jack Del Rio, 1995	4
7t) Orlando Thomas, 1995	4
7t) Fred Strickland, 1993	4
7t) Mike Merriweather, 1990	4
7t) Joey Browner, 1986	4
7t) Scott Studwell, 1986	4
7t) Carl Eller, 1966	4
7t) Carl Eller, 1964	4

**Jared Allen currently 8 fumble recoveries for his Vikings career.**





## WILLIAMS ON TRACK



DT **Kevin Williams** was named to the **Pro Bowl for the 6th time in 2010** after finishing with 49 tackles, 9.0 TFL, 1.0 sack, 29 QB hurries and 7 passes defensed.

Since entering the league in 2003, **Williams leads all NFL DTs with 54.5 sacks**. After leading NFL DTs with 8.5 sacks in '08, Williams **tied for 1st among DTs with 6.0 sacks in 2009**.

With 54.5 career sacks, Williams ranks 9th in team history among all Vikings players. Williams joins fellow Vikings defensive linemate Jared Allen in the

career top-10 of Vikings sacks. **Williams posted a career-high 12 tackles vs. Oakland (11/20/11)**.

### 2003-11 Sacks By Defensive Tackles - NFL

Player	Sacks
<b>1) Kevin Williams, MIN</b> .....	<b>54.5</b>
2) Richard Seymour, NE/OAK.....	46.0

### Most Sacks In A Single Game - Vikings

1) Randy Holloway, vs. Atlanta, 9/16/84 .....	5.0
<b>2) Jared Allen, vs. Green Bay, 10/5/09</b> .....	<b>4.5</b>
<b>3t) Kevin Williams, vs. Detroit, 10/12/08</b> .....	<b>4.0</b>
3t) 8 other players.....	4.0

### Most Career Quarterback Sacks - Vikings

1) Carl Eller, 1964-78 .....	130.0
2) Jim Marshall, 1961-79.....	127.0
3) John Randle, 1990-00.....	114.0
4) Alan Page, 1967-78.....	108.5
5) Chris Doleman, 1985-93, '99 .....	96.5
<b>6) Jared Allen, 2008-11</b> .....	<b>62.0</b>
7) Doug Martin, 1980-89.....	60.5
8) Henry Thomas, 1987-94.....	56.0
<b>9) Kevin Williams, 2003-11</b> .....	<b>54.5</b>
10) Keith Millard, 1985-91 .....	53.0

## WILLIAMS WRITES HISTORY

DT **Kevin Williams** has 4 career defensive TDs, which is tied for the most defensive TDs (INTs and FRs) in Vikings history and he is the only non-DB on the list. Williams needs 1 more to take over sole possession of the career record. In 2007, Williams tied a team record for the most INTs in a season by a defensive lineman (2).

### Williams' NFL TDs

vs. Jacksonville, 11/28/04 .....	77-yard fumble return
at Seattle, 10/22/06.....	0-yard fumble return
vs. Atlanta, 9/9/07.....	54-yard INT return
at San Francisco, 12/9/07.....	18-yard INT return

### Most Career Defensive Touchdowns (INT-FR) - Vikings

<b>1t) Kevin Williams, 2003-11 (2-2)</b> .....	<b>4</b>
<b>1t) Antoine Winfield, 2004-11 (2-2)</b> .....	<b>4</b>
1t) Orlando Thomas, 1995-01 (2-2) .....	4
1t) Dewayne Washington, 1994-97 (3-1).....	4
1t) Joey Browner, 1983-91 (3-1).....	4
1t) Bobby Bryant, 1968-80 (3-1) .....	4
1t) Paul Krause, 1968-79 (2-2) .....	4
1t) Ed Sharockman, 1962-72 (3-1) .....	4

### Most Career Interceptions By a Defensive Lineman - Vikings

<b>1t) Kevin Williams, 2003-11</b> .....	<b>4</b>
<b>1t) Jared Allen, 2008-11</b> .....	<b>4</b>
3) Chris Doleman, 1985-93, 99.....	3* (had 2 INTs as a LB for 5 total)

### Most Single Season INTs By a Defensive Lineman - Vikings

<b>1t) Jared Allen, 2010</b> .....	<b>2</b>
<b>1t) Kevin Williams, 2007</b> .....	<b>2</b>
1t) Tim Newton, 1985.....	2

## STEADY AS SHE GOES

Kevin Williams' durability on the interior of the Vikings defensive front ranks among the all-time leaders at his position in Vikings history, trailing only a pair of Pro Football Hall of Famers for most career starts at DT by a Viking.

### Vikings Career Starts at DT

Player	Starts
1) Alan Page .....	157
2) John Randle .....	150
<b>3) Kevin Williams</b> .....	<b>140</b>

## B-ROB MAKING BELIEVERS



Brian Robison entered 2011 with 7 career starts to his credit. **In 2011 he took over as a 16-game starter at LDE and notched a career-best 8.0 sacks, good for 2nd on the team.**

**Robison and Jared Allen combined for 30.0 sacks in 2011, the most by a DE duo in the NFL this season, and helped the Vikings rank tied for #1 in the NFL with 50.0 sacks. Robison and Allen combined for more sacks than 6 NFL teams' totals.**

## MAN IN THE MIDDLE



Considered one of the most remarkable comeback stories in 2010, E.J. Henderson returned from a severe broken leg in December 2009 to step back into the starting lineup for all 16 games the following season. Henderson not only returned, but played some of the best football of his career and earned his 1st career **Pro Bowl** berth, the 1st Vikings LB to earn the honors since Ed McDaniel in 1998.

A Vikings captain from 2008-2010, **Henderson has led the team in tackles 3 times over the last 6 years** (2004-125; 2006-142; 2007-155--career high).

Henderson had his 1st sack of 2011 against Cam Newton at Carolina (10/30).

### Career Sacks by Vikings Linebackers

Player	Sacks
1) Matt Blair, 1974-85.....	23.0
2) Ed McDaniel, 1992-01.....	20.5
3) Fred McNeill, 1974-85.....	16.5
<b>4) E.J. Henderson, 2003-11</b> .....	<b>15.5</b>

## BASH BROTHERS

When rookie free agent Erin Henderson joined the Vikings in 2008 he became teammates with big brother E.J. for the 1st time in their lives. The brothers are 6 years apart in age and were never teammates growing up nor at the University of Maryland where they both starred.

The brothers started their 1st career game side-by-side in the 2011 season opener at San Diego (9/11/11). Erin notched his 1st career sack in the game.

For the 2011 season, E.J. finished 2nd on the Vikings in tackles and Erin ranked 4th with 130 and 91 respectively. The duo combined for 3.5 sacks, 9 QB hurries, 4 passes defensed and 5 forced fumbles.



## LEADING LINEBACKERS

With his interception in the 3rd quarter at Washington in 2010, LB **E.J. Henderson** tied for the team lead with 3 picks on the 2010 season. He also tied for the most INTs in the NFL among LBs in 2010.

### 2010 Interceptions by a Linebacker - NFL

Player	INT
<b>1t) E.J. Henderson, MIN</b> .....	<b>3</b>
1t) A.J. Hawk, GB .....	3
1t) Takeo Spikes, SF .....	3

Against the Dallas Cowboys on October 17, 2010, Henderson picked off 2 Tony Romo passes. He was 1 of 4 LBs to accomplish the feat in 2010.

### 2010 Interceptions in a Game by a Linebacker - NFL

Player	INT	Opponent
<b>1t) E.J. Henderson, MIN</b> .....	<b>2</b>	<b>vs. Dallas (10/17/10)</b>
1t) David Bowens, CLE .....	2	at N.O. (10/24/10)
1t) Sean Lee, DAL .....	2	at Ind. (12/5/10)
1t) Rob Ninkovich, NE .....	2	at Miami (10/4/10)

### Interceptions in a Single Game by a Linebacker - Vikings

Player, Game	INTs
1t) Jack Del Rio, at Detroit, 12/5/93 .....	3
1t) Roy Winston, at San Francisco, 10/25/64 .....	3
<b>2t) E.J. Henderson, vs. Dallas, 10/17/10</b> .....	<b>2</b>
2t) Nine players .....	2

## FORCING THE ISSUE

Vikings LBs **E.J. Henderson** and **Chad Greenway** have made a habit of jarring the ball away from opposing offenses. The duo has each notched 9 forced fumbles during their careers, ranking among the all-time leaders for forced fumbles from the LB position.

### Career Forced Fumbles by Vikings LBs

Player	FFs
1) Matt Blair .....	19
2) Ed McDaniel .....	17
3) Jeff Siemon .....	14
4) Scott Studwell .....	12
<b>5t) E.J. Henderson</b> .....	<b>9</b>
<b>5t) Chad Greenway</b> .....	<b>9</b>
5t) Mike Merriweather .....	9
5t) Fred McNeil .....	9

## CAN'T GET AWAY FROM GREENWAY

According to coaches' film review, LB **Chad Greenway** led the Vikings with 22 tackles vs. Oakland (11/20/11) and passed the 100-tackle plateau for the season. **Greenway's 22 stops ranks as his career-high, breaking his previous mark of 17 and moved him into 2nd-most in Vikings history. The 22-tackle tally marked the 6th time in 2011 that Greenway had 10+ tackles in a game.**

### Single-Game Tackles by Vikings

Player, Game	Tackles
1) Scott Studwell, at Detroit (11/17/85) .....	24
<b>2) Chad Greenway, vs. Oakland (11/20/11)....</b>	<b>22</b>
3t) Scott Studwell, at Pittsburgh (9/24/89) .....	21
3t) Ed McDaniel, at Green Bay (9/4/94) .....	21
5t) Scott Studwell, vs. Dallas (10/2/83) .....	20
5t) Matt Blair, vs. Green Bay (11/13/83) .....	20
5t) Scott Studwell, at San Francisco (12/8/84) .....	20
5t) Joey Browner, at Chicago (10/27/85) .....	20

## TAKEAWAY GREENWAY



Vikings LB **Chad Greenway** became just the 15th player in team history to notch a 3-takeaway game and only the 3rd LB (Jack Del Rio and Roy Winston) to accomplish the feat when he intercepted 2 passes and recovered a fumble at Detroit in 2009. **Greenway has 9 fumble recoveries for his career, which is 2nd among all players from 2007-11** (missed 2006 to injury). His 9 forced fumbles ranks tied for 5th all-time by a Vikings LB.

### Most Interceptions in a Single Game by a Linebacker - Vikings

Player, Game	INTs
1t) Jack Del Rio, at Detroit, 12/5/93 .....	3
1t) Roy Winston, at San Francisco, 10/25/64 .....	3
<b>3t) Chad Greenway, at Detroit, 9/20/09</b> .....	<b>2</b>

### Most Opponent Fumble Recoveries - 2007-11 - NFL

Player	FRs
1) Kerry Rhodes .....	10
<b>2t) Chad Greenway</b> .....	<b>9</b>
2t) Darnell Dockett .....	9
2t) Jay Ratliff .....	9
2t) Bradie James .....	9
<b>6t) Jared Allen</b> .....	<b>8</b>
6t) Antonio Smith .....	8
6t) Brian Urlacher .....	8

### Vikings Single-Season Opponent Fumble Recoveries

Player	Opp. Fumble Recoveries
1) Don Hultz, 1963 (NFL Leader) .....	9
2) Alan Page, 1970 (NFL Leader) .....	7
3) Fred McNeill, 1978 .....	6
4t) Chris Doleman, 1989 .....	5
4t) Joey Browner, 1985 .....	5
4t) Matt Blair, 1976 .....	5
<b>7t) Chad Greenway, 2007 (NFL Leader)</b> .....	<b>4</b>
7t) 10 other players .....	4

### Vikings Single-Season Sacks - Linebackers

Player	Sacks
1) Ed McDaniel, 1998 .....	7.0
2t) Broderick Thomas, 1995 .....	6.0
2t) Matt Blair, 1981 .....	6.0
<b>4) Chad Greenway, 2008</b> .....	<b>5.5</b>
5t) Ben Leber, 2007 .....	5.0
5t) Dwayne Rudd, 1997 .....	5.0
5t) Matt Blair, 1978, 1983 .....	5.0

### Consecutive Seasons Leading Vikings in Tackles


Player	Seasons
1) Scott Studwell, 1980-85 .....	6
<b>2t) Chad Greenway, 2008-11</b> .....	<b>4</b>
2t) Rip Hawkins, 1961-64 .....	4
4t) Jack Del Rio, 1992-94 .....	3
4t) Ed McDaniel, 1997-99 .....	3

## CAN DO KENNY

Vikings LB Kenny Onatolu started his 1st career NFL game vs. Oakland (11/20/11) when Erin Henderson was sidelined by injury. Onatolu notched 4 tackles and a QB hurry on defense. For the one-time CFL standout, the progression to earning a starting spot for the Vikings capped his unlikely journey from Nebraska-Omaha the Edmonton Eskimos to the NFL.



## TAKEAWAY 'TOINE



Veteran CB Antoine Winfield had his 2011 season cut short by injury, seeing action in only 5 games. **Winfield was placed on Injured Reserve on 11/15/11 with a broken collarbone.** Winfield set a team record in 2010 for the most tackles by a CB in a single season, finishing the year with 110 tackles. Despite only playing in 5 games in 2011, Winfield notched 42 tackles, averaging 7 stops per game, which projects to a season total of 112 over a 16-game slate.

### Most Tackles by a Cornerback in a Single Season - Vikings

Player, Season	Tackles
<b>1) Antoine Winfield, 2010</b> .....	<b>110</b>
2) Willie Teal, 1983.....	107
3) Rufus Bess, 1984.....	104
4t) Carl Lee, 1984.....	100
<b>4t) Antoine Winfield, 2005</b> .....	<b>100</b>
<b>4t) Cedric Griffin, 2008</b> .....	<b>100</b>

### Most Career Takeaways by a Cornerback - Vikings

Player	Takeaways	Games
1) Bobby Bryant.....	58 (51 INT, 7 FR).....	160
2) Ed Sharockman.....	46 (40 INT, 6 FR).....	141
3) Nate Wright.....	35 (31 INT, 4 FR).....	126
4) Carl Lee.....	34 (29 INT, 5 FR).....	169
5t) John Turner.....	26 (22 INT, 4 FR).....	103
<b>5t) Antoine Winfield</b> .....	<b>26 (18 INT, 8 FR)</b> .....	<b>103</b>
7) Audray McMillian.....	21 (19 INT, 2 FR).....	79

### Most Career Return Touchdowns (All Returns) - Vikings

Player	TDs
1) Ed Sharockman, CB.....	6 (3 INT, 2 BP, 1 FR)
<b>2) Antoine Winfield, CB</b> .....	<b>5 (2 INT, 2 FR, 1 BFG)</b>
<b>3t) Kevin Williams, DT</b> .....	<b>4 (2 INTs, 2 FRs)</b>
3t) 6 other players.....	4

## ABDULLAH RACKS UP THE TACKLES

S Husain Abdullah notched a career-high 16 tackles in the regular season opener at San Diego (9/11/11) and earned a spot in the Vikings all-time list for tackles by a DB in a game.

### Single-Game Tackles by a Defensive Back - Vikings

Player, Game	Tackles
1) Joey Browner, at Chicago (10/27/85).....	20
<b>2t) Antoine Winfield, at Indianapolis (11/8/04)</b> .....	<b>16</b>
<b>2t) Husain Abdullah, at San Diego (9/11/11)</b> .....	<b>16</b>
2t) Corey Chavous, at Oakland (11/16/03).....	16

## JAMARCA MAKES HIS MARK

S Jamarca Sanford snared the 1st 2 INTs of his career in the Vikings 1st win of the season vs. Arizona (10/9/11) and is tied for the 2nd-most in a game in 2011 among NFL safeties. Sanford's 69 return yards on the 2 picks is 2nd among those players behind only Peprah's 116. Sanford's 52-yard return during the Arizona game was the longest by a Viking in 2011, 20 yards longer than fellow safety Husain Abdullah's 32-yarder vs. Tampa Bay (9/18).

### NFL Single-Game INTs in 2011 by a Safety

Player, Game	INTs
1) Kurt Coleman, PHI vs. Wash. (10/16/11).....	3
<b>2t) Jamarca Sanford, MINN vs. Ariz. (10/9/11)</b> .....	<b>2</b>
2t) Charlie Peprah, GB vs. SD (11/6/11).....	2
2t) Morgan Burnett, GB vs. CHI (9/25/11).....	2
2t) Ed Reed, BALT vs. PITT (9/11/11).....	2
2t) Eric Weddle, SD vs. KC (10/31/11).....	2
2t) Sterling Moore, NE vs. BUFF (1/1/12).....	2

## GRIFFIN AMONG ALL-TIME HEAVY HITTERS



**Cedric Griffin** ranks behind only Vikings legend Joey Browner for career forced fumbles by a DB with 14. Griffin ranked tied for 2nd among NFL CBs with 3 forced fumbles during the 2011 season.

Griffin snared an INT off Chicago QB Josh McCown in the final game of the season, his 3rd career INT against the Bears.

The veteran CB battled back from knee injuries in consecutive seasons and was part of a defensive backfield riddled by injuries throughout the season. He still managed to lead the team with 10 passes defended and finished with 81 tackles, 2nd most among the DBs.

### 2011 Forced Fumbles by NFL CBs

Player	FFs
1) Charles Tillman, CHI.....	4
<b>2t) Cedric Griffin, MINN</b> .....	<b>3</b>
2t) Jacob Lacey, IND.....	3

### Most Career Forced Fumbles by a Defensive Back - Vikings

Player, Seasons	FFs
1) Joey Browner, 1983-91.....	18
<b>2) Cedric Griffin, 2006-11</b> .....	<b>14</b>
<b>3) Antoine Winfield, 2004-11</b> .....	<b>12</b>
4) Orlando Thomas, 1995-2001.....	8

### Most Single Season Forced Fumbles by a Defensive Back - Vikings

Player, Season	FFs
1t) Joey Browner, 1985.....	4
<b>1t) Antoine Winfield, 2008</b> .....	<b>4</b>
<b>3t) Cedric Griffin, 2011</b> .....	<b>3</b>
3t) Cedric Griffin, 2008.....	3
3t) Orlando Thomas, 1995.....	3
3t) Joey Browner, 1986.....	3
3t) Rufus Bess, 1985.....	3
3t) Joey Browner, 1983.....	3

## PICKS, PICKS, PICKS

The Vikings have returned **10 of their INTs over the last 6 years for TDs.**

### Vikings Defensive Touchdowns - 2006-10

Game	Play
vs. Chicago, 9/24/06.....	Antoine Winfield 7 INT return - L
vs. Detroit, 10/8/06.....	Ben Leber FR in end zone - W
vs. Detroit, 10/8/06.....	E.J. Henderson 45 INT return
at Seattle, 10/22/06.....	Kevin Williams FR in end zone - W
at Green Bay, 12/21/06.....	Fred Smoot 47 INT return - L
vs. Atlanta, 9/9/07.....	Kevin Williams 54 INT return - W
vs. Atlanta, 9/9/07.....	Antoine Winfield 14 INT return
at Detroit, 9/16/07.....	Ray Edwards 9 FR return - L
at Dallas, 10/21/07.....	Cedric Griffin 28 FR return - L
at NY Giants, 11/25/07.....	Darren Sharper 20 INT return - W
at NY Giants, 11/25/07.....	Dwight Smith 93 INT return
at NY Giants, 11/25/07.....	Chad Greenway 37 INT return
at San Francisco, 12/9/07.....	Kevin Williams 18 INT return - W
vs. Carolina, 9/21/08.....	Antoine Winfield 19 FR return - W
at Jacksonville, 11/23/08.....	Napoleon Harris 27 FR return - W
at St. Louis, 10/11/09.....	Jared Allen 52 FR return - W
at Philadelphia, 12/28/10.....	Antoine Winfield 45 FR return - W
at Detroit, 1/2/11.....	Jared Allen 36 INT return - L





## MR. AUTOMATIC



Veteran Ryan Longwell ranks as one of the most accurate kickers in the NFL since entering the league as an unheralded rookie free agent in 1997. In 2011 he scored 104 points, the 11th time in his 15 seasons he has broken the 100-point mark.

Longwell kicked his 10th game-winning FG as a Viking at Carolina in 2011, the 19th of his career. **His 135 FGs as a Viking ranks 2nd in team history and his 633 points ranks 3rd in Minnesota history.**

Longwell ranks 12th in NFL history with 361 career FGs and 13th in NFL history with 1,687 career points, the 4th-highest total among active kickers.

### Highest Field Goal % in 2010 - NFL

Player	%
<b>1) Ryan Longwell, MIN</b> .....	<b>94.4</b>
2) Adam Vinatieri, IND.....	92.9

### Highest Career Field Goals % (100+ FG Made) - NFL

Player	%
1t) Nate Kaeding.....	86.5
1t) Mike Vanderjagt.....	86.5
3) Rob Bironas.....	86.1
4) Shayne Graham.....	85.9
5) Robbie Gould.....	85.8
6) Stephen Gostkowski.....	84.4
7) Matt Bryant.....	84.0
8) Matt Stover.....	83.7
<b>9) Ryan Longwell</b> .....	<b>83.2</b>
10) Phil Dawson.....	83.1

## 300 CAREER FIELD GOALS

Longwell is one of just 22 NFL players all-time to make 300 field goals and now ranks **12th in league history with 361 career FGs made.**

### NFL Career Field Goals Made (Regular Season)

1) Morten Andersen.....	565
2) Gary Anderson.....	538
3) John Carney.....	478
4) Matt Stover.....	471
<b>5) Jason Hanson</b> .....	<b>463</b>
<b>6) John Kasay</b> .....	<b>461</b>
7) Jason Elam.....	436
<b>8) Adam Vinatieri</b> .....	<b>387</b>
9) Nick Lowery.....	383
10) Jan Stenerud.....	373
11) Norm Johnson.....	366
<b>12) Ryan Longwell</b> .....	<b>361</b>
13) Eddie Murray.....	352
<b>14) Olindo Mare</b> .....	<b>350</b>
15) Al Del Greco.....	347

## NEAR THE TOP IN 2009

Longwell finished the 2009 regular season **ranked 3rd in the NFL with 132 points**, a career high and the 2nd-most points in team history.

### Most Single-Season Points - Vikings

Player	Points
1) Gary Anderson, 1998.....	164
<b>2t) Ryan Longwell, 2009</b> .....	<b>132</b>
2t) Fuad Reveiz, 1994.....	132
2t) Chuck Foreman, 1975.....	132

## LONGWELL ETCHES NAME IN VIKINGS BOOKS

Longwell put together 2 of the best seasons for a kicker in Vikings history in 2009 and 2010. **He became the most accurate kicker in team history and holds 2 of the top 4 single-season marks for FG percentage.**

### Career Field Goal Percentage (100+ FG Made) - Vikings

Player	Att.	Made	Pct.	Long
<b>1) Ryan Longwell</b> .....	<b>157</b> .....	<b>135</b> .....	<b>85.9</b> .....	<b>55</b>
2) Gary Anderson.....	129.....	109.....	84.5.....	53
3) Fuad Reveiz.....	171.....	133.....	77.8.....	52

### Single-Season Field Goal Percentage - Vikings

Player	Season	Att.	Made	Pct.
1) Gary Anderson.....	1998.....	35.....	35.....	100.0
2) Gary Anderson.....	2000.....	23.....	22.....	95.7
<b>3) Ryan Longwell</b> .....	<b>2010</b> .....	<b>18</b> .....	<b>17</b> .....	<b>94.4</b>
<b>4) Ryan Longwell</b> .....	<b>2009</b> .....	<b>28</b> .....	<b>26</b> .....	<b>92.9</b>

### Most Career Points - Vikings

Player	Points
1) Fred Cox, 1963-77.....	1,365
2) Cris Carter, 1990-01.....	670
<b>3) Ryan Longwell, 2006-11</b> .....	<b>633</b>
4) Fuad Reveiz, 1990-95.....	598
5) Randy Moss, 1998-04, '10.....	564
6) Gary Anderson, 1998-02.....	542

### Most Career FGs Made - Vikings

Player	Points
1) Fred Cox, 1963-77.....	282
<b>2) Ryan Longwell, 2006-11</b> .....	<b>135</b>
3) Fuad Reveiz, 1990-95.....	133

## WHEN THE GAME IS ON THE LINE

Since joining the Vikings, Longwell has connected on 10 game-winning FGs, the most in team history and tied the single-season mark in 2008.

### Most Career Game-Winning Field Goals - Vikings

Player, Years	Game-Winning FGs
<b>1) Ryan Longwell, 2006-11</b> .....	<b>10</b>
2) Fred Cox, 1963-77.....	9

### Most Single-Season Game-Winning Field Goals - Vikings

Player, Years	Game-Winning FGs
<b>1t) Ryan Longwell, 2008</b> .....	<b>3</b>
1t) Paul Edinger, 2005.....	3
1t) Benny Ricardo, 1983.....	3

### Longwell's Game Winning Field Goals

Date	Game	FG	Time	Final
12/27/98.....	at Detroit.....	50.....	9:49.....	16-13
9/17/00.....	Philadelphia.....	38.....	0:03.....	6-3
10/15/00.....	San Francisco.....	35.....	0:54.....	31-28
12/24/00.....	Tampa Bay.....	22.....	6:31 OT.....	17-14
11/14/04.....	Minnesota.....	33.....	0:00.....	34-31
11/21/04.....	@ Houston.....	46.....	0:00.....	16-13
12/12/04.....	Detroit.....	23.....	0:02.....	16-13
12/24/04.....	@ Minnesota.....	29.....	0:00.....	34-31
12/11/05.....	Detroit.....	28.....	5:17 OT.....	16-13
9/11/06.....	@ Washington.....	31.....	1:00.....	19-16
9/17/06.....	Carolina.....	19.....	7:25 OT.....	16-13
10/14/07.....	@ Chicago.....	55.....	0:00.....	34-31
10/6/08.....	@ New Orleans.....	30.....	0:13.....	30-27
10/12/08.....	vs. Detroit.....	38.....	0:09.....	12-10
12/28/08.....	vs. N.Y. Giants.....	50.....	0:00.....	20-19
10/18/09.....	vs. Baltimore.....	31.....	1:56.....	33-31
10/17/10.....	vs. Dallas.....	38.....	4:03.....	24-21
11/7/10.....	vs. Arizona.....	35.....	9:42 OT.....	27-24
10/30/11.....	@ Carolina.....	31.....	2:43.....	24-21



## LONGWELL RANKS 13th IN ALL-TIME SCORING

Longwell currently ranks **13th** in NFL history with **1,687** career points. Since entering the league in 1997, Longwell ranks 1st in total scoring.

### All-Time NFL Scoring Leaders

Player/Seasons	Points
1) Morten Andersen, 1982-2007 (25)	2,544
2) Gary Anderson, 1982-2004 (23)	2,434
3) John Carney, 1988-2010 (23)	2,062
<b>4) Jason Hanson, 1992-2011 (20)</b>	<b>2,016</b>
5) Matt Stover, 1991-2009 (19)	2,004
6) George Blanda, 1949-1975 (26)	2,002
7) Jason Elam, 1993-2009 (17)	1,983
<b>8) John Kasay, 1991-2011 (20)</b>	<b>1,970</b>
<b>9) Adam Vinatieri, 1996-2011 (16)</b>	<b>1,750</b>
10) Norm Johnson, 1982-1999 (18)	1,736
11) Nick Lowery, 1978-1996 (18)	1,711
12) Jan Stenerud, 1967-1985 (19)	1,699
<b>13) Ryan Longwell, 1997-2011 (15)</b>	<b>1,687</b>
14) Eddie Murray, 1980-2000 (19)	1,594
15) Al Del Greco, 1984-2000 (17)	1,584

### NFL Scoring 1997-2011

Player	Points
<b>1) Ryan Longwell</b>	<b>1,687</b>
2) Adam Vinatieri	1,630
3) Olindo Mare	1,530

## FROM 50 AND BEYOND

K **Ryan Longwell** has connected on **24** field goals from **50+ yards** during his career. With his 50-yarders in 2009, Longwell **moved into 1st place for the most career 50-yard FGs in Vikings history with 10**. He is **10-for-11** on his last 11 FG attempts of 50+. Longwell is tied for **9th** in NFL history for 50+ FGs made in a career with **24**.


### Most Career 50-Yard Field Goals - Vikings

Player, Seasons	50-Yard FGs
<b>1) Ryan Longwell, 2006-11</b>	<b>11</b>
2) Fuad Reveiz, 1990-95	8
3t) Jan Stenerud, 1984-85	3
3t) Chuck Nelson, 1986-88	3
3t) Paul Edinger, 2005	3

### Longwell's 50+ Yard Field Goals - Career

Date	FG	Final
9/2/97, at Detroit	50	W 20-10
10/17/99, at Denver	50	L 10-31
10/8/00, at Detroit	51	L 24-31
10/29/00, at Miami	51	L 20-28
11/12/00, at Tampa Bay	52	L 15-20
12/16/01, at Tennessee	54	L 20-26
10/5/03, vs. Kansas City	50	L 34-40
10/11/04, at Tennessee	53	L 27-48
10/17/04, at Detroit	50	W 38-10
9/11/05, at Detroit	50	L 3-17
10/23/05, at Minnesota	53	L 20-23
11/13/05, at Atlanta	53	W 33-25
11/13/05, at Atlanta	51	W 33-25
<b>10/14/07, at Chicago</b>	<b>55</b>	<b>W 34-31</b>
<b>9/14/08, vs. Indianapolis</b>	<b>53</b>	<b>L 15-18</b>
<b>10/6/08, at New Orleans</b>	<b>53</b>	<b>W 30-27</b>
<b>11/9/08, vs. Green Bay</b>	<b>54</b>	<b>W 28-27</b>
<b>11/23/08, at Jacksonville</b>	<b>54</b>	<b>W 30-12</b>
<b>12/7/08, at Detroit</b>	<b>50</b>	<b>W 20-16</b>
<b>12/28/08, vs. N.Y. Giants</b>	<b>50</b>	<b>W 20-19</b>
<b>9/27/09, vs. San Francisco</b>	<b>52</b>	<b>W 27-24</b>
<b>11/29/09, vs. Chicago</b>	<b>52</b>	<b>W 36-10</b>
<b>10/9/11, vs. Arizona</b>	<b>53</b>	<b>W 34-10</b>
<b>10/13/11, vs. Green Bay</b>	<b>52</b>	<b>L 27-33</b>

## KICKS FOR A CAUSE



P **Chris Kluwe** makes a donation to Kicks for a Cure for every punt he lands inside the 20, a charity that benefits Duchenne muscular dystrophy research. Kluwe landed **22 punts inside the 20** in 2011.

Kluwe's kicking prowess already has earned him multiple Vikings team records for game, season and career marks. In 2011, Kluwe had only 3 touchbacks on his 77 punts during 2011, ranking among the fewest touchbacks in the NFL and ranked 3rd in Vikings history. Along with his punting duties, Kluwe holds on placement kicks for the Vikings and has helped Ryan Longwell achieve career-highs.

### 2011 Touchbacks on Punts- NFL

Player	TBs/Punts
Brad Maynard, CLE	1/81
Sav Rocca, WASH	1/66
Mike Scifres, SD	2/47
Pat McAfee, IND	3/88
<b>Chris Kluwe, MIN</b>	<b>3/77</b>
Michael Koenen, TB	3/67
Zoltan Mesko, NE	3/57

### Vikings Single-Season Touchback %

Player	TBs/Punts/%
Greg Coleman, 1984	2/82/2.4
Bobby Walden, 1967	2/75/2.7
<b>Chris Kluwe, 2011</b>	<b>3/77/3.8</b>

## OVER 100 INSIDE 20

Since entering the league in 2005, Vikings P **Chris Kluwe** has left opponents **inside the 20-yard line 180 times**. In 2007, Kluwe left opponents inside the 20 a team-record 34 times, which ranked 3rd in the NFL.

### Vikings Career Punts Inside 20-Yard Line

Player	Punts Inside 20
<b>1) Chris Kluwe (2005-11)</b>	<b>180</b>
2) Greg Coleman (1978-87)	154

### Vikings Punts Inside 20-Yard Line - Single Season

Player	Punts Inside 20
<b>1) Chris Kluwe, 2007</b>	<b>34</b>
<b>2) Chris Kluwe, 2010</b>	<b>32</b>
<b>3t) Chris Kluwe, 2006</b>	<b>28</b>
3t) Mike Saxon, 1994	28

### Most Punts Inside 20 - 2005-2011 - NFL

Player	Punts Inside 20
1) Dustin Colquitt	205
2) Brad Maynard	197
3) Donnie Jones	192
4) Shane Lechler	187
5) Andy Lee	184
<b>6) Chris Kluwe</b>	<b>180</b>

## GIVING IT THE BOOT

P **Chris Kluwe** ranks 1st in team history for punts of 50+ yards with **168 punts that have gone over 50 yards**.

### Vikings Career Punts of 50+ Yards

Player	50+ Yard Punts
<b>1) Chris Kluwe (2005-11)</b>	<b>168</b>
2) Greg Coleman (1978-87)	99

### Games with a 50+ Yard Punt

Player	Games
<b>1) Chris Kluwe (2005-11)</b>	<b>83</b>
2) Greg Coleman (1978-87)	68



## KLUWE IN THE TOP 10

Since being cut by the Seahawks as a rookie in 2005, P **Chris Kluwe** has gone on to punt **551 times** for the Vikings. **He is tied for 8th in the NFL with a 44.4-yard gross punting average over the last 7 years.**

### Gross Punting Average 2005-2011 - NFL

Player	Gross Avg.
1) Shane Lechler .....	48.6
2) Andy Lee .....	46.3
3) Mat McBriar .....	45.8
5) Brandon Fields .....	45.7
5) Donnie Jones .....	45.6
6) Mike Scifres .....	45.1
7) Jon Ryan .....	45.0
<b>8t) Chris Kluwe .....</b>	<b>44.4</b>
8t) Brian Moorman .....	44.4
8t) Dustin Colquitt .....	44.4
8t) Brett Kern .....	44.4
12) Josh Bidwell .....	44.3

### Most Punts 2005-2011 - NFL

Player	Punts
1) Andy Lee .....	627
3) Donnie Jones .....	622
2) Brad Maynard .....	598
4) Dustin Colquitt .....	574
5) Shane Lechler .....	573
6) Jason Baker .....	570
<b>7) Chris Kluwe .....</b>	<b>551</b>

## PUNTING INTO THE RECORD BOOKS

P **Chris Kluwe** owns several Vikings records, including the highest single-season gross punting average and career gross punting average.

### Vikings Single-Season Gross Punting Average

Player	Gross Avg.
<b>1) Chris Kluwe, 2008 .....</b>	<b>47.6</b>
2) Bobby Walden, 1964 .....	46.4
<b>3) Chris Kluwe, 2011 .....</b>	<b>45.7</b>

### Vikings Single-Season Net Punting Average

Player	Gross Avg.
1) Bobby Walden, 1964 .....	41.8
<b>2) Chris Kluwe, 2010 .....</b>	<b>38.9</b>

### Vikings Career Gross Punting Average

Player	Gross Avg.
<b>1) Chris Kluwe .....</b>	<b>44.4</b>
2) Harry Newsome .....	43.8

### Vikings Career Net Punting Average

Player	Gross Avg.
1) Bobby Walden .....	38.2
<b>2) Chris Kluwe .....</b>	<b>36.9</b>

### Vikings Single-Game Gross Punting Average

Player	Gross Avg.
<b>1) Chris Kluwe, at Det., 9/16/07 .....</b>	<b>57.5 (4 punts - 230 yards)</b>
2) Mitch Berger, vs. Cin., 11/15/98 .....	55.8 (4 punts - 223 yards)
<b>3) Chris Kluwe, vs. TB, 9/11/05 .....</b>	<b>54.3 (4 punts - 217 yards)</b>
<b>4t) Chris Cluwe at Ten, 9/28/08 .....</b>	<b>54.0 (6 punts - 324 yards)</b>
4t) Harry Newsome vs. Phx, 10/13/91 .....	54.0 (5 punts - 270 yards)

### Most 50+ Yard Punts In A Single Season

Player	50+Yard Punts
<b>1) Chris Kluwe, 2008 .....</b>	<b>33</b>
<b>2) Chris Kluwe, 2007 .....</b>	<b>29</b>
<b>3) Chris Kluwe, 2011 .....</b>	<b>26</b>
<b>4t) Chris Kluwe, 2006 .....</b>	<b>22</b>
4t) Mitch Berger, 2000 .....	22

## RETURN TO GLORY



KR Percy Harvin is tied for the NFL lead with 4 KO return TDs since 2009 and is tied for 4th in the NFL over the past 3 seasons with 4 combined KR/PR TDs, trailing Ted Ginn and Devin Hester.

Harvin extended his own Vikings record with his 4th career KO return TD in 2011. He took back the opening kickoff of the season opener at San Diego 103 yard for the score, the 1st time in team history that an opening kickoff was returned for a TD. He later returned a kickoff 104 yards at Atlanta but did not score on the play. The 104-yard return tied the

longest in Vikings history.

### NFL Kickoff/Punt Return TDs- 2009-11

Player	TDs
1) Devin Hester .....	6 (5 PR, 1 KOR)
2t) Ted Ginn, Jr. ....	5 (3 KOR, 2 PR)
2t) Josh Cribbs .....	5 (3 KOR, 2 PR)
<b>4t) Percy Harvin .....</b>	<b>4 (4 KOR)</b>
4t) Jacoby Ford .....	4 (4 KOR)
4t) Patrick Peterson .....	4 (4 PR)

### NFL Kickoff Return Average- 2009-11

Player	KORs/Yards/Avg/TDs
1) Johnny Knox .....	55/1506/27.4/1
2) Brad Smith .....	75/2024/27.0/3
<b>3) Percy Harvin .....</b>	<b>98/2609/26.6/4</b>
4) Stefan Logan .....	143/3746/26.2/1

### Career Kickoff Return Average- Vikings (minimum 50 returns)

Player	Avg.
<b>1) Percy Harvin (98 ret., 2,609 yds) .....</b>	<b>26.6</b>
2) Charlie West (78 ret., 1,991 yds) .....	25.5

### Highest Single Season Kickoff Return Average - Vikings

Player, Year	Avg.
1) Aundrae Allison, 2007 .....	28.7
<b>2) Percy Harvin, 2009 .....</b>	<b>27.5</b>

### Highest Kickoff Return Average in a Single Game - Vikings (min. 3)

Player, Game	Avg.
1) Aundrae Allison, vs. Detroit, 12/2/07 (3 ret.) .....	47.7
<b>2) Percy Harvin, vs. San Francisco, 9/27/09 (4 ret.) .....</b>	<b>45.0</b>
<b>3) Percy Harvin, vs. Dallas, 10/17/10 (3 ret.) .....</b>	<b>44.7</b>

### Most Kickoff Return Yards in a Single Season - Vikings Rookies

Player, Year	Yards
1) Buster Rhymes, 1985 .....	1,345
<b>2) Percy Harvin, 2009 .....</b>	<b>1,156</b>

## RETURNING FOR TOUCHDOWNS

With WR/KR **Percy Harvin's** 103-yard kickoff return for a touchdown at San Diego, the Vikings have had at least one kickoff or punt returned for a touchdown each year since 2004. Listed below are all of the TDs:

### Kickoff/Punt Returns for Touchdowns Since 2004 - Vikings

Nate Burleson .....	91-yard PR .....	vs. IND (11/8/04)
Koren Robinson .....	92-yard KOR .....	vs. NYG (11/13/05)
Mewelde Moore .....	71-yard PR .....	vs. NYG (11/13/05)
Mewelde Moore .....	71-yard PR .....	vs. NE (10/30/06)
Aundrae Allison .....	104-yard KOR .....	vs. DET (12/2/07)
<b>Bernard Berrian .....</b>	<b>82-yard PR .....</b>	<b>at ARI (12/14/08)</b>
<b>Percy Harvin .....</b>	<b>101-yard KOR .....</b>	<b>vs. SF (9/27/09)</b>
<b>Percy Harvin .....</b>	<b>88-yard KOR .....</b>	<b>vs. PIT (10/25/09)</b>
<b>Percy Harvin .....</b>	<b>95-yard KOR .....</b>	<b>vs. DAL (10/17/10)</b>
<b>Percy Harvin .....</b>	<b>103-yard KOR .....</b>	<b>at SD (9/11/11)</b>





## RECORD-SETTING HARVIN

WR/KR **Percy Harvin** continues to build on his own Vikings record for career kickoff return TDs as he took back the opening kickoff in the season opener for his 4th KOR at San Diego (9/11/11). Harvin tied the Vikings record and set his career-long with a 104-yard KO return at Atlanta (11/27/11), reaching the Falcons' 3-yard line before being tackled.

### Most Career Kickoff Returns for TDs in Vikings History

Player	KR for TD
1) <b>Percy Harvin</b> .....	<b>4</b>
2t) 11 players tied .....	1

### Most Career Combined Kick/Punt Return Touchdowns - Vikings

Player	KR for TD
1) <b>Percy Harvin, 2009-11 (4 KOR)</b> .....	<b>4</b>
2) David Palmer, 1994-00 (2 PR, 1 KOR) .....	3
3) Mewelde Moore, 2004-07 (2 PR).....	2

### Most Career Games with 150+ Kickoff Return Yards - Vikings

Player, Years	Games
1) <b>Percy Harvin, 2009-11</b> .....	<b>5</b>
2t) 5 times .....	2

### Longest Kickoff Returns in Vikings History

Player, Game	Return
1t) <b>Percy Harvin, at Atlanta, 11/27/11</b> .....	<b>104</b>
1t) Aundrae Allison, vs. Detroit, 12/2/07 .....	104t
3) <b>Percy Harvin, at San Diego, 9/11/11</b> .....	<b>103t</b>
4t) Lance Rentzel, vs. Baltimore, 11/14/65 .....	101t
4t) <b>Percy Harvin, vs. San Francisco, 9/27/09</b> .....	<b>101t</b>
6) Eddie Payton, vs. Oakland, 9/14/81 .....	99t
7) Clinton Jones, vs. N.Y. Giants, 11/5/67 .....	96t
8) <b>Percy Harvin, vs. Dallas, 10/17/10</b> .....	<b>95t</b>
9) Herschel Walker, vs. Philadelphia, 11/19/89 .....	93t
10) Dave Osborn, vs. Los Angeles, 10/3/65.....	92
11t) <b>Percy Harvin, vs. Pittsburgh, 10/25/09</b> .....	<b>88t</b>
11t) Buster Rhymes, vs. Philadelphia, 12/22/85.....	88
11t) David Palmer, vs. Pittsburgh, 12/13/98 .....	88t

**Percy Harvin joined a pair of other NFL players in the 2011 Kickoff Weekend by returning kickoffs for TDs, matching the mark set in 1970 and 1998 for most return TDs in an opening weekend.**

### 2011 NFL Opening Weekend KO Return TDs

Player, Game	KOR
1) Randall Cobb, GB vs. NO, 9/8/11 .....	108t
2) <b>Percy Harvin, MN at SD, 9/11/11</b> .....	<b>103t</b>
3) Ted Ginn, Jr., SF vs. SEA, 9/11/11 .....	102t

### Most Kickoff Returns of 50+ Yards in a Career - Vikings

Player, Year	50+ Yard KR
1) <b>Percy Harvin, 2009-11</b> .....	<b>6</b>
2) David Palmer, 1994-00 .....	5

### Most Kickoff Returns of 50+ Yards in a Single Season - Vikings

Player, Year	50+ Yard KR
1t) <b>Percy Harvin, 2009</b> .....	<b>3</b>
1t) Adrian Peterson, 2007 .....	3
1t) Koren Robinson, 2005.....	3
1t) Buster Rhymes, 1985.....	3

### Single-Season Most Combined Yards - Vikings

Player, Year	Combined Yards
1) <b>Percy Harvin, 2009</b> .....	<b>2,081</b>
2) Herschel Walker, 1990 .....	2,051

### Single-Season Most Combined Yards - Vikings Rookies

Player, Year	Combined Yards
1) <b>Percy Harvin, 2009</b> .....	<b>2,081</b>
2) Adrian Peterson, 2007 .....	2,021

## VIKINGS KICKOFF RETURNS FOR TOUCHDOWNS

WR/KR **Percy Harvin** added to his team record with his 4th career kickoff return for a TD. Here is a look at the all-time Vikings kickoff returns for TDs.

### All-Time Kickoff Returns for Touchdowns - Vikings

<b>Percy Harvin @ San Diego, 9/11/11</b> .....	<b>(103)</b>
<b>Percy Harvin vs. Dallas, 10/17/10</b> .....	<b>(95)</b>
<b>Percy Harvin @ Pittsburgh, 10/25/09</b> .....	<b>(88)</b>
<b>Percy Harvin vs. San Francisco, 9/27/09</b> .....	<b>(101)</b>
Aundrae Allison vs. Detroit, 12/2/07 .....	(104)
Koren Robinson @ N.Y. Giants, 11/13/05 .....	(86)
Moe Williams @ N.Y. Giants, 12/26/99 .....	(85)
Robert Tate @ Kansas City, 12/12/99.....	(76)
David Palmer @ Baltimore, 12/13/98 .....	(88)
Herschel Walker @ Philadelphia, 11/19/89 .....	(93)
Eddie Payton vs. Oakland, 9/14/81 .....	(99)
Keith Nord @ Washington, 11/2/80 .....	(70)
Clinton Jones vs. N.Y. Giants, 11/5/67 .....	(96)
Lance Rentzel vs. Baltimore, 11/14/65 .....	(101)
Bill Brown @ Los Angeles, 10/20/63 .....	(78)

## SHERELS GETS HIS SHARE

Vikings return man/DB **Marcus Sherels** had his career-best game with 90 punt return yards and a career-long 53-yarder vs. Detroit. His 90 yards ranks tied for 6th in Vikings history for single-game yardage.

### Single-Game Punt Return Yards in Vikings History

Player, Game	Yards
1) Charlie West, vs. Washington, 11/3/68 .....	107
2) Leo Lewis, vs. Tampa Bay, 10/1/89 .....	101
3t) Leo Lewis, vs. Chicago, 12/19/88 .....	98
3t) Leo Lewis, vs. Atlanta, 11/22/87 .....	98
5) Nate Burleson, at Indianapolis, 11/8/04.....	96
6t) <b>Marcus Sherels, vs. Detroit, 9/25/11</b> .....	<b>90</b>
6t) Greg Camarillo, vs. NY Giants, 12/13/10.....	90
6t) David Palmer, at Detroit, 11/23/95.....	90

## MANY HAPPY RETURNS

**The Vikings led the NFL by having 3 different players who had at least a 60+ yard kickoff return during the season- Percy Harvin (104, 103t), Marcus Sherels (78) and Lorenzo Booker (68).** Oakland had a pair of players with 60+ returns- Jacoby Ford (101t) and Bryan McCann (91). The Vikings were 2nd in the NFL and set a new team record with a 26.9-yard kickoff return average in 2011. All 3 Vikings players established career-longs with their 2011 returns.

## FRAMPTON'S GOT IT COVERED

**Vikings S Eric Frampton has notched 85 career special teams tackles in 71 games with the Vikings,** the most career special teams stops by anyone on the team. Frampton led the 2011 Vikings with 22 special teams stops and was voted the **Special Teams MVP by his teammates.**

## GUION BATS IT AWAY

**Vikings DT Letroy Guion notched his 1st career blocked FG** against Oakland (11/20/11) when he batted down a 49-yard Sebastian Janikowski attempt in the 4th quarter. The blocked FG was the 1st by a Viking since Pat Williams batted down a Bears FG attempt vs. Chicago on 10/19/08.

## ALLEN SNAPS TO ATTENTION

**Vikings DE Jared Allen** was called upon at Atlanta (11/27/11) when regular snapper Cullen Loeffler suffered a back injury in the 2nd quarter and handled the snapping duties for the remainder of the game, **snapping on 4 punts and 2 PATs that were both good and notching a punt coverage tackle.**



## VIKINGS ENTERTAINMENT NETWORK

**Vikings Entertainment Network** is the umbrella for all Vikings entertainment initiatives including television, radio, vikings.com and in-stadium programming. The goal of VEN is to engage Vikings fans on a daily basis by providing exclusive, high quality news and entertainment content across all platforms.

### Vikings.com

Vikings Press Conferences  
Vikings in the Community  
Vikings Wired  
NFL Network Highlights  
Viktor TV  
MVC TV



## VOICES OF THE VIKINGS

KFAN-FM radio mid-day personality **Paul Allen** is entering his 10th season as the Vikings radio play-by-play voice in 2011. Joining him in the booth for the fifth year is former Vikings linebacker and coach **Pete Bercich**, while former Vikings punter **Greg Coleman** is the sideline reporter.

KFAN-FM (100.3) and NewsTalk-AM (1130) serve as the flagship stations for the Minnesota Vikings Radio Network, which includes 72 outlets in five states:

### 2011 Vikings Radio Network

Station	Frequency	City
KGLO	AM 1300	Mason City
KMNS	AM 620	Sioux City
KXNO	AM 1460	Des Moines
KICD	AM 1240	Spencer

### Minnesota

Station	Frequency	City
KKIN	FM 94.3	Aitkin
KQPR	FM 96.1	Albert Lea
KIKV	FM 100.7	Alexandria
KBUN	AM 1450	Bemidji
KBHP	FM 101.1	Bemidji
KSCR	FM 93.5	Benson
KBWE	FM 98.1	Blue Earth
KBLB	FM 93.3	Brainerd
KROX	AM 1260	Crookston
KARP	FM 106.9	Dassel-Hutch
KBOT	FM 104.1	Detroit Lakes
KDLM	AM 1340	Detroit Lakes
KQDS	FM 94.9	Duluth
KQDS	AM 1490	Duluth
WELY	AM 1450	Ely
WELY	FM 94.5	Ely
KBRF	AM 1250	Fergus Falls
KMFY	FM 96.9	Grand Rapids
WXXZ	FM 95.3	Grand Marais
WMNT	AM 650	Hibbing
KSDM	FM 104.1	Int'l Falls
KRAQ	FM 105.7	Jackson
KARL	FM 105.1	Marshall
KKOK	FM 95.7	Morris
KNUJ	FM 107.3	New Ulm
KHRS	FM 105.9	Mankato
KYSM	AM 1230	Mankato
KXLP	FM 94.1	Mankato
KFAN	FM 100.3	Minneapolis

KTLL	AM 1130	Minneapolis
WCMP	FM 100.9	Pine City
KRCH	FM 101.7	Rochester
KWEB	AM 1270	Rochester
WJON	AM 1240	Saint Cloud
KQYB	FM 98.3	Spring Grove
KSKK	FM 94.7	Staples
KTRF	AM 1230	Thief River
KVKK	AM 1070	Wadena
KSKK	FM 94.7	Wadena
KOWZ	AM 1170	Waseca
KWLM	AM 1340	Willmar
KWNO	AM 1380	Winona

### North Dakota

Station	Frequency	City
KXMR	AM 710	Bismark
KQDJ	AM 1400	Jamestown
KDAK	AM 1600	Carrington
KDLR	AM 1240	Devils Lake
KLTC	AM 1460	Dickinson
KRWK	FM 101.9	Fargo
KFGO	AM 790	Fargo
KKXL	AM 1440	Grand Forks
KRRZ	AM 1390	Minot
KOVC	AM 1490	Valley City
KDDR	AM 1220	Oakes
KEYZ	AM 660	Williston
KBMW	AM 1450	Whapeton

### South Dakota

Station	Frequency	City
KSDN	AM 930	Aberdeen
KMLO	FM 100.7	Mobridge
KMSD	AM 1510	Milbank
KPLO	FM 94.5	Pierre
KRKI	FM 99.5	Rapid City
KBWS	FM 102.9	Sisseton
KWSN	AM 1230	Sioux Falls
KWAT	AM 950	Watertown
WNAX	AM 570	Yankton

### Wisconsin

Station	Frequency	City
WMEQ	AM 880	Eau Clr/Men
WKFX	FM 99.1	Rice Lake
WHSM	101. FM	Hayward
WLXM	FM 104.9	Balsam Lk/Amerly



## VIKINGS ON THE AIR



### Vikings Weekly

Vikings Weekly is the official Minnesota Vikings TV show and is co-produced by Vikings Entertainment Network and FS North. This weekly feature-based program airs every Saturday at noon on KARE 11 and Sunday at 10:00 a.m. on FS North, beginning in August and running

through the season.

In the offseason, fans can find Vikings Weekly exclusively on vikings.com. Two-time Emmy Award winning host Ann Carroll gives a behind-the-scenes look at everything Vikings all year long, including inside the lives of fans' favorite Vikings players, coverage of many Vikings events and community appearances, and a look into the proud Vikings tradition with regular Vikings alumni segments. Vikings Weekly is the only show to take viewers inside the home of Adrian Peterson and feature in-season segments hosted by top Vikings players.



### Vikings Game Plan

Vikings GamePlan, presented by Sports Authority, is the official Minnesota Vikings pregame TV show. Co-produced by Vikings Entertainment Network and FS North, GamePlan airs Sunday mornings at 10:30 a.m. on KARE 11 and

FS North.

Vikings radio Play-by-Play man Paul Allen gives viewers an inside look at what to expect in the upcoming game through exclusive Film Study with Head Coach Leslie Frazier.

## VIKINGS LAUNCH SPORTS AUTHORITY STUDIOS

In 2010, the Vikings partnered with Sports Authority - the new official sporting goods retailer of the team - to launch "Sports Authority Studios" at Winter Park.



The addition of the studio and production room at Winter Park will translate into many new and unique content offerings for Vikings fans across the globe. The studio will be used for the filming of the Vikings pregame show, Vikings GamePlan, as well as interviews for the Vikings Radio Network and flagship station KFAN-FM 100.3, vikings.com video productions and various photo and video shoots.

## VIKINGS MEDIA PARTNERS

**KARE 11** - KARE 11 serves as the Official TV Partner of the Minnesota Vikings. Tune in to KARE 11 for Vikings preseason football in August. Ari Wolfe and Mike Mayock call the action from the booth for all three locally televised Vikings preseason broadcasts with KARE Sports Director Randy Shaver handling the sideline reporting duties and Vikings Weekly host Ann Carroll hosting the Minnesota State Lottery Halftime Show. KARE 11 is also the home for Vikings GamePlan on Sunday mornings at 10:30 a.m.

**FS North** - Fox Sports North serves as the Cable Home for Vikings Football. Tune in to FS North for Vikings GamePlan presented by Sports Authority and Vikings Weekly during the season. You can also find re-airs of Vikings preseason games and much more. Fox Sports North is also the Vikings production partner for both TV shows.

**KFAN** - KFAN-FM 100.3 is the flagship station to the Vikings Radio Network and home of Vikings game broadcasts. Tune in for all the game action with Paul Allen, Pete Bercich and Greg Coleman. KFAN is also the home for Live at Winter Park, a weekly radio show featuring Head Coach Leslie Frazier, and several other Vikings radio shows.



## QUICK HITS

**Franchise Founded:** January 28, 1960  
**First Head Coach:** Norm Van Brocklin  
**First Regular Season Game:** 9/17/61 - Vikings 37, Chicago Bears 13  
**First Playoff Game:** 12/22/68 - Vikings 14, Baltimore Colts 24  
**First Super Bowl:** Super Bowl IV (1/11/70) Vikings 7, Chiefs 23  
**Playoff Appearances/Games:** 26/45  
**Super Bowl Appearances:** 4 - Super Bowl IV, VIII, IX, and XI  
**All-Time Record (Reg. Season & Postseason):** 435-375-9  
**All-Time NFC Record (Reg. Season & Postseason):** 359-292-9  
**All-Time Home Record (Reg. Season & Postseason):** 254-147-4  
**All-Time Away Record (Reg. Season & Postseason):** 181-228-5  
**Home Stadiums:** Metropolitan Stadium (1961-1981) - 97-59-4  
 MOA Field at Metrodome (1982-present) - 157-88-0  
**Stadium Info:** Mall of America Field at Hubert H. Humphrey Metrodome  
**Capacity:** 63,731  
**Address:** 425 Chicago Avenue, Minneapolis, MN 55415  
**Playing Surface:** UBU - Speed Series - S5M  
**Training Facilities:** Winter Park  
**Address:** 9520 Viking Drive, Eden Prairie, MN 55344  
**Training Camp:** Minnesota State University-Mankato  
**Address:** 700 Ellis Avenue, Mankato, MN 56002  
**Owner/Chairman:** Zygi Wilf  
**Owner/President:** Mark Wilf

## VIKINGS ON THE WEB

The Minnesota Vikings official website, which can be viewed at <http://www.vikings.com>, provides Vikings fans with everything they need to follow their favorite team. Vikings.com is one of the league's most trafficked sites and is the only place on the web that provides complete video and audio of all Vikings press conferences. Additionally, the website provides unique and exclusive written and video content that can only be found on Vikings.com.

Vikings media members can find stats, press releases, weekly game releases and updated rosters under the news tab.

# MINNESOTA VIKINGS

## VIKINGS YEAR-BY-YEAR

Year	Preseason	Regular Season	Playoffs
1961.....	0-5-0	3-11-0	0-0
1962.....	2-3-0	2-11-1	0-0
1963.....	4-1-0	5-8-1	0-0
1964.....	5-0-0	8-5-1	0-0
1965.....	5-0-0	7-7-0	0-0
1966.....	3-1-1	4-9-1	0-0
1967.....	2-3-0	3-8-3	0-0
1968.....	3-2-0	8-6-0	0-1
1969.....	5-1-0	12-2-0	2-1 (SB loss)
1970.....	4-2-0	12-2-0	0-1
1971.....	4-2-0	11-3-0	0-1
1972.....	3-2-0	7-7-0	0-0
1973.....	5-0-0	12-2-0	2-1 (SB loss)
1974.....	3-2-0	10-4-0	2-1 (SB loss)
1975.....	2-3-1	12-2-0	0-1
1976.....	3-3-0	11-2-1	2-1 (SB loss)
1977.....	4-2-0	9-5-0	1-1
1978.....	2-2-0	8-7-1	0-1
1979.....	0-4-0	7-9-0	0-0
1980.....	3-1-0	9-7-0	0-1
1981.....	1-3-0	7-9-0	0-0
1982.....	3-2-0	5-4-0	1-1
1983.....	3-1-0	8-8-0	0-0
1984.....	1-3-0	3-13-0	0-0
1985.....	3-1-0	7-9-0	0-0
1986.....	3-1-0	9-7-0	0-0
1987.....	2-2-0	8-7-0	2-1
1988.....	3-1-0	11-5-0	1-1
1989.....	3-1-0	10-6-0	0-1
1990.....	3-1-0	6-10-0	0-0
1991.....	2-2-0	8-8-0	0-0
1992.....	4-0-0	11-5-0	0-1
1993.....	4-1-0	9-7-0	0-1
1994.....	3-2-0	10-6-0	0-1
1995.....	2-2-0	8-8-0	0-0
1996.....	1-3-0	9-7-0	0-1
1997.....	3-2-0	9-7-0	1-1
1998.....	4-0-0	15-1-0	1-1
1999.....	2-2-0	10-6-0	1-1
2000.....	1-3-0	11-5-0	1-1
2001.....	4-0-0	5-11-0	0-0
2002.....	2-2-0	6-10-0	0-0
2003.....	1-3-0	9-7-0	0-0
2004.....	2-2-0	8-8-0	1-1
2005.....	3-1-0	9-7-0	0-0
2006.....	2-1-1	6-10-0	0-0
2007.....	2-2-0	8-8-0	0-0
2008.....	1-3-0	10-6-0	0-1
2009.....	3-1-0	12-4-0	1-1
2010.....	3-1-0	6-10	0-0
<b>2011 .....</b>	<b>2-2-0</b>	<b>3-13</b>	<b>0-0</b>
<b>Totals .....</b>	<b>138-90-3 (.604)</b>	<b>416-349-9 (.542)</b>	<b>19-26 (.422)</b>

## VIKINGS ALL-TIME COACHES

Years	Head Coach	Total Games	Regular Season (%)	Playoffs (%)	Overall (%)
1961-66.....	Norm Van Brocklin	84	29-51-4 (.369)	0-0-0 (.000)	29-51-4 (.369)
1967-83, 1985.....	Bud Grant	281	158-96-5 (.618)	10-12-0 (.454)	168-108-5 (.607)
1984 .....	Les Steckel	16	3-13-0 (.188)	0-0-0 (.000)	3-13-0 (.188)
1986-91 .....	Jerry Burns	101	52-43-0 (.547)	3-3-0 (.500)	55-46-0 (.544)
1992-2001.....	Dennis Green	171	97-62-0 (.610)	4-8-0 (.333)	101-70-0 (.591)
2002-05.....	Mike Tice	67	32-33-0 (.492)	1-1-0 (.500)	33-34-0 (.493)
2006-2010.....	Brad Childress	76	39-35-0 (.527)	1-2-0 (.333)	40-37-0 (.519)
<b>2010-Present.....</b>	<b>Leslie Frazier</b>	<b>22</b>	<b>6-16-0 (.286)</b>	<b>0-0-0 (.000)</b>	<b>6-16-0 (.272)</b>





## VIKINGS IN THE COMMUNITY

**Jared Allen**

Homes for Wounded Warriors  
Juvenile Diabetes Research Foundation

**Jasper Brinkley**

NFL Grassroots Fields/LISC

**Chad Greenway**

Lead the Way Foundation  
Memorial Blood Centers  
Zeta Tau Alpha Breast Cancer Awareness

**Cedric Griffin**

Salvation Army  
Smile Network International

**Percy Harvin**

NFL Play 60

**E.J. Henderson**

E.J. Henderson Youth Foundation  
Police Activities League  
United Way

**Anthony Herrera**

African American Adoption Agency  
University of Minnesota Children's Hospital, Fairview  
Tackling Influenza

**Steve Hutchinson**

American Heart Association "What Moves U" Campaign  
University of Minnesota Amplatz Children's Hospital

**Tyrell Johnson**

Minneapolis Park and Recreation Board  
Ronald McDonald House

**Jim Kleinsasser**

The Make-A-Wish Foundation

**Chris Kluwe**

Duchenne Muscular Dystrophy  
Kicks for the Cure  
Lift Up America  
United Way

**Phil Loadholt**

Boy Scouts  
Midwest Dairy Council "Eat Right and Get Movin"  
NFL Play 60

**Cullen Loeffler**

Sherriff's Youth Program  
Leukemia and Lymphoma Society

**Ryan Longwell**

Operation Christmas Child

**Adrian Peterson**

Adrian Peterson's All Day Foundation  
Special Olympics Minnesota  
Boys & Girls Clubs of the Twin Cities

**Brian Robison**

National Alliance for Thrombosis & Thrombophilia

**Visanthe Shiancoe**

A-Mon-Nue Liberian Sports Association

**John Sullivan**

NFL Play 60

**Kevin Williams**

Children's Hospitals and Clinics of Minnesota  
The Salvation Army  
Tubman Family Alliance

**Antoine Winfield**

NFL Play 60  
North Community YMCA



## VIKINGS PUBLIC RELATIONS STAFF



**Bob Hagan**  
Director of PR  
952-828-6505  
[haganb@vikings.nfl.net](mailto:haganb@vikings.nfl.net)



**Tom West**  
Assistant Director of PR  
952-828-6552  
[westt@vikings.nfl.net](mailto:westt@vikings.nfl.net)



**Jeff Anderson**  
Dir. of Corp. Comm.  
952-828-6570  
[andersonj@vikings.nfl.net](mailto:andersonj@vikings.nfl.net)



**Jon Ekstrom**  
PR Assistant  
952-828-6511  
[ekstromj@vikings.nfl.net](mailto:ekstromj@vikings.nfl.net)



**Eric Haigh**  
PR Intern  
952-918-8383  
[haighe@vikings.nfl.net](mailto:haighe@vikings.nfl.net)



**Eric Durkee**  
PR Intern  
952-918-8382  
[durkee@vikings.nfl.net](mailto:durkee@vikings.nfl.net)

## WEEKLY MEDIA SCHEDULE

The typical Vikings weekly media schedule for a Sunday game during the regular season is below:

### MONDAY

12:30 p.m. - Frazier press conference  
1:30 p.m. - Open locker room (appx)

### TUESDAY

Players day off - No media access

### WEDNESDAY

11:20 a.m. - Practice\*  
12:15 p.m. - Frazier/Ponder press conferences  
12:15 p.m. - Open locker room

### THURSDAY

11:20 a.m. - Practice\*  
12:15 p.m. - Pagac, Musgrave, Priefer press conferences  
12:15 p.m. - Open locker room

### FRIDAY

11:25 a.m. - Practice  
Post-practice - Frazier available  
12:45-1:30 p.m. - Open locker room (appx)

### SATURDAY

No media access

### SUNDAY

Post-game - Frazier press conference, QB press conference  
Post-game - Open locker room

\* Practice is open to media through individual drills. Times are subject to change.

## COACH FRAZIER PRESS CONFERENCES

Head Coach **Leslie Frazier** will be available in the fieldhouse or on the outdoor practice field on Mondays, Wednesdays and Fridays during the regular season.

## ASSISTANT COACH AVAILABILITY

### COORDINATORS

Vikings offensive, defensive and special teams coordinators will be available every Thursday during the regular season (with the exception of Thanksgiving). All other interview requests for coordinators should be directed to a member of the PR staff.

### ASSISTANT COACHES

All position coach interviews must be scheduled through the PR department a day in advance. Position coaches are available for questions on specific players and the position group but coordinators will always serve as the primary spokesmen in their areas.

## MALL OF AMERICA FIELD GAME DAY INFO

Credential requests are honored for accredited media on specific assignments and must be made through the Vikings' PR department. Credentials will NOT be issued to writers or photographers working on a free-lance basis unless the request is made by a recognized publication or news entity. The Vikings PR staff will evaluate online entities, including blogs, and determine whether or not those entities will be issued credentials.

### 2011 SEASON PRESS CREDENTIALS

- \* All press credential requests for the full 2011 season must be submitted via email to Vikings Public Relations Assistant Jon Ekstrom ([ekstromj@vikings.nfl.net](mailto:ekstromj@vikings.nfl.net)) no later than Tuesday, July 13. Faxes will not be accepted.
- \* Requests are to be submitted on company letterhead by your editor or station manager. They should include the name of the person(s) that will be using the credential(s) as well as the specific job function (photographer, reporter, etc.).
- \* Upon review of request, outlets will be notified of acceptance or denial, and credentials will be distributed prior to the first preseason game.

### 2011 SINGLE-GAME PRESS CREDENTIALS

- \* Media representatives who have not been issued season press credentials must request single-game credentials no later than Monday of the specific game week.
- \* Requests must be submitted via email to Jon Ekstrom ([ekstromj@vikings.nfl.net](mailto:ekstromj@vikings.nfl.net)). Faxes will not be accepted.
- \* Requests are to be submitted on company letterhead by your editor or station manager. They should include the name of the person(s) that will be using the credential(s) as well as the specific job function (photographer, reporter, etc.).

### 2011 ROAD GAME PRESS CREDENTIALS

- \* For road games, members of the media must request credentials no later than Monday of the specific game week.
- \* Requests must be submitted via email to Bob Hagan ([haganb@vikings.nfl.net](mailto:haganb@vikings.nfl.net)).

### PRESS WILL CALL/PRESS ENTRANCE

- \* The press will call window/press entrance at Mall of America Field is located below Gate G. Media members who already have credentials may also enter below Gate C.
- \* For main press box passes, entrance below Gate C allows the quickest access to the main press box.
- \* For auxiliary press box passes, entrance below Gate G allows the quickest access to the auxiliary press box. At either gate, a security representative will check bags before allowing entry into the stadium.

### SECURITY

- \* Picture identification is required at the press will call, and all bags will be searched. Any bag without a security tag is subject to removal by Vikings security.
- \* A valid credential is required and should be displayed at all times while at Mall of America Field. This credential is not transferable between parties, even among members of the same media outlet. If the name on the credential does not match the name on the Vikings master list, the credential is subject to revocation by Vikings security.



## MALL OF AMERICA FIELD GAME DAY INFO

### MAIN PRESS BOX

- \* The main press box is located in sections 108-110. Upon entering the concourse below Gate C, walk directly across the concourse (if entering below Gate G, take a right and follow concourse).
- \* Seating charts are located in the press box and wireless internet is available.
- \* A pre-game meal will be served in the back of the field entrance tunnel and a halftime meal will be available in the Vikings Lounge directly across the concourse through the glass doors. Meal tickets for the half-time meal will be distributed near the end of the 2nd quarter.
- \* Vikings PR representatives Bob Hagan and Tom West are located in seats 87 and 88. Visiting team PR representatives are located in seats 55-57.
- \* The visiting team PR staff is located in seats 55-57 of the main press box.
- \* Play-by-play account and statistics will be distributed in the press box during and after the game.
- \* For field access, follow the stairs at the back of the press box down to field level.

### AUXILIARY PRESS BOX

- \* The auxiliary press box is located in sections 123-125. Upon entering the concourse below Gate G, take a right (if entering below Gate C, take a left).
- \* Seating charts are located in the press box and wireless internet is available.
- \* A pre-game meal will be served in the back of the field entrance tunnel, and a halftime meal will be served one level below the press box.
- \* Vikings PR representative Jon Ekstrom is located in seat 58.
- \* Play-by-play account and statistics will be distributed in the press box during and after the game.
- \* For field access, follow the stairs at the back of the press box down to field level.

### STILL PHOTO/TV CAMERA

- \* The photographers work room is located on the field directly behind the south goal post (closest to the photo check-in tunnel). Upon entering the concourse from Gate G, take a right and walk to the auxiliary press box (123-125). Follow the stairs at the back of the press box down to field level.
- \* If entering at Gate C, take a left in the concourse and use the elevator directly across from the main press box (sections 108-110). Take it down to field level and take a left.
- \* Prior to going on the field, photographers must sign a liability waiver at the top of the field entrance tunnel.
- \* Vikings PR representative Jeff Anderson is located on the field.
- \* A pre-game meal and halftime box lunches will be served in the back of the tunnel.
- \* The video waiting area for television camera operators not on the field during the game is located in the back of the field entrance tunnel behind the check-in table. Follow the same procedures as photographers to access the field.

### POST GAME LOCKER ROOM ACCESS/PRESS CONFERENCES

- \* Both home and visiting locker rooms will open 10 minutes after the game.
- \* The Vikings' press conference room is directly to the left of the team's locker room.
- \* The visiting team's press conferences are held to the right of the team's locker room.
- \* Head Coach Leslie Frazier will address the media following every game. Players TBD will also address the media.
- \* Post-game transcripts will be available in the main press box after the game.



## VIKINGS MEDIA-ONLY FTP SITE

The Minnesota Vikings media-only FTP site is designed to assist media members with their daily coverage needs. Along with access to audio files from press conferences, the site includes team logos, coach and player headshots, press releases, media guides among other media-related items. For more information on the FTP site, media members may contact Vikings Public Relations Assistant Jon Ekstrom at 952-828-6511 or [ekstromj@vikings.nfl.net](mailto:ekstromj@vikings.nfl.net).

### VIKINGS MEDIA-ONLY FTP SITE INSTRUCTIONS

#### FIREFOX/CHROME

- 1) Enter the URL – <ftp://vikings.flashspot.tv/>
- 2) Enter the following username and password (case sensitive) when prompted:

Username: vPR-Read  
Password: M!nn3apolis-612

#### INTERNET EXPLORER

- 1) Enter the URL – <ftp://vikings.flashspot.tv/>
- 2) Enter the following username and password (case sensitive) when prompted:

Username: vPR-Read  
Password: M!nn3apolis-612

- 3) Page will refresh and appear like the example below. Click the 'Page' dropdown and select 'Open FTP Site in Windows Explorer.'
- 4) A new pop up window will open. Enter the same username and password as above (may have to enter it twice).
- 5) FTP site will open via Windows Explorer and folders/files can be navigated/downloaded.





# SHOW YOUR HORN

## **VIKINGS VITALS**

- **Offensive and Defensive Statistics**
  - **Rosters and Depth Chart**
    - **Participation Chart**
  - **How The Vikings Were Built**
    - **Roster Moves**
  - **Game-By-Game Statistics**
    - **The Last Time**

# VIKINGS 2011 REGULAR SEASON STATISTICS



## Won 3, Lost 13

9/11	L 17- 24	at San Diego	66,716
9/18	L 20- 24	vs. Tampa Bay	62,461
9/25	L 23- 26	vs. Detroit	62,466
10/3	L 17- 22	at Kansas City	72,931
10/9	W 34- 10	vs. Arizona	62,479
10/16	L 10- 39	at Chicago	62,322
10/23	L 27- 33	vs. Green Bay	63,946
10/30	W 24- 21	at Carolina	72,095
11/14	L 7- 45	at Green Bay	70,519
11/20	L 21- 27	vs. Oakland	62,748
11/27	L 14- 24	at Atlanta	68,115
12/4	L 32- 35	vs. Denver	62,939
12/11	L 28- 34	at Detroit	63,988
12/18	L 20- 42	vs. New Orleans	62,623
12/24	W 33- 26	at Washington	63,370
1/1	L 13- 17	vs. Chicago	62,867

	MINN	OPP
<b>Total First Downs</b>	<b>297</b>	<b>332</b>
Rushing	118	92
Passing	159	213
Penalty	20	27
3rd Down: Made/Att	83/216	92/208
3rd Down Pct.	38.4%	44.2%
4th Down: Made/Att	7/18	5/9
4th Down Pct.	38.9%	55.6%
<b>Possession Avg.</b>	<b>28:39</b>	<b>31:21</b>
<b>Total Net Yards</b>	<b>5275</b>	<b>5731</b>
Avg. Per Game	329.7	358.2
Total Plays	1007	1027
Avg. Per Play	5.2	5.6
<b>Net Yards Rushing</b>	<b>2318</b>	<b>1712</b>
Avg. Per Game	144.9	107.0
Total Rushes	448	439
<b>Net Yards Passing</b>	<b>2957</b>	<b>4019</b>
Avg. Per Game	184.8	251.2
Sacked/Yards Lost	49/298	50/342
Gross Yards	3255	4361
Attempts/Completions	510/286	538/367
Completion Pct.	56.1%	68.2%
Had Intercepted	17	8
<b>Punts/Average</b>	<b>77/45.7</b>	<b>67/47.1</b>
<b>Net Punting Avg.</b>	<b>38.0</b>	<b>41.1</b>
<b>Penalties/Yards</b>	<b>109/908</b>	<b>97/834</b>
<b>Fumbles/Ball Lost</b>	<b>20/9</b>	<b>26/15</b>
<b>Touchdowns</b>	<b>39</b>	<b>50</b>
Rushing	18	10
Passing	20	34
Returns	1	6

Score By Periods	Q1	Q2	Q3	Q4	OT	Pts
Team	104	91	61	84	0	340
Opponents	92	121	132	101	3	449

Scoring	TD	Ru	Pa	Rt	PAT	FG	2Pt	Pts
R.Longwell	0	0	0	0	38/39	22/28	0	104
A.Peterson	13	12	1	0	0/0	0/0	0	78
P.Harvin	9	2	6	1	0/0	0/0	0	54
T.Gerhart	4	1	3	0	0/0	0/0	0	24
K.Rudolph	3	0	3	0	0/0	0/0	0	18
M.Jenkins	3	0	3	0	0/0	0/0	0	18
V.Shiancoe	3	0	3	0	0/0	0/0	0	18
J.Webb	2	2	0	0	0/0	0/0	0	12
D.Aromashodu	1	0	1	0	0/0	0/0	0	6
D.McNabb	1	1	0	0	0/0	0/0	0	6
J.Allen	0	0	0	0	0/0	0/0	0	2
<b>Team</b>	<b>39</b>	<b>18</b>	<b>20</b>	<b>1</b>	<b>38/39</b>	<b>22/28</b>	<b>0</b>	<b>340</b>
<b>Opponents</b>	<b>50</b>	<b>10</b>	<b>34</b>	<b>6</b>	<b>49/49</b>	<b>32/35</b>	<b>1</b>	<b>449</b>

2-Pt. Conversions: **Team 0/0, Opponents: 1/1**

Sacks: J.Allen 22.0, B.Robison 8.0, K.Williams 5.0, E.Griffen 4.0, E.Henderson 2.0, C.Greenway 2.0, R.Ayodele 1.5, Er.Henderson 1.5, H.Abdullah 1.0, A.Winfield 1.0, M.Sherels 1.0, Team 1.0  
**Team: 50.0, Opponents: 49.0**

PASSING	Att	Cmp	Yds	Cmp%	Yds/Att	TD	TD%	Int	Int%	Long	Sack/Lost	Rating
C.Ponder	291	158	1853	54.3%	6.4	13	4.5%	13	4.5%	72	30/164	70.1
D.McNabb	156	94	1026	60.3%	6.6	4	2.6%	2	1.3%	60	16/113	82.9
J.Webb	63	34	376	54.0%	6.0	3	4.8%	2	3.2%	36	3/21	74.5
<b>Team</b>	<b>510</b>	<b>286</b>	<b>3255</b>	<b>56.1%</b>	<b>6.4</b>	<b>20</b>	<b>3.9%</b>	<b>17</b>	<b>3.3%</b>	<b>72</b>	<b>49/298</b>	<b>74.6</b>
<b>Opponents</b>	<b>538</b>	<b>367</b>	<b>4361</b>	<b>68.2%</b>	<b>8.1</b>	<b>34</b>	<b>6.3%</b>	<b>8</b>	<b>1.5%</b>	<b>79t</b>	<b>50/342</b>	<b>107.6</b>

RUSHING	No.	Yds	Avg	Long	TD
A.Peterson	208	970	4.7	54	12
T.Gerhart	109	531	4.9	67	1
P.Harvin	52	345	6.6	39	2
C.Ponder	28	219	7.8	28	0
J.Webb	22	154	7.0	65t	2
D.McNabb	14	59	4.2	23	1
L.Booker	13	52	4.0	25	0
C.Kluwe	2	-12	-6.0	0	0
<b>Team</b>	<b>448</b>	<b>2318</b>	<b>5.2</b>	<b>67</b>	<b>18</b>
<b>Opponents</b>	<b>439</b>	<b>1712</b>	<b>3.9</b>	<b>28</b>	<b>10</b>

RECEIVING	No.	Yds	Avg	Long	TD
P.Harvin	87	967	11.1	52t	6
M.Jenkins	38	466	12.3	72	3
V.Shiancoe	36	409	11.4	37	3
D.Aromashodu	26	468	18.0	60	1
K.Rudolph	26	249	9.6	41	3
T.Gerhart	23	190	8.3	42	3
A.Peterson	18	139	7.7	22	1
G.Camarillo	9	121	13.4	23	0
L.Booker	8	82	10.3	15	0
B.Berrian	7	91	13.0	30	0
S.Burton	2	38	19.0	21	0
R.D'Imperio	2	7	3.5	6	0
E.Arceneaux	1	10	10.0	10	0
J.Webb	1	9	9.0	9	0
A.Reisner	1	5	5.0	5	0
J.Kleinsasser	1	4	4.0	4	0
<b>Team</b>	<b>286</b>	<b>3255</b>	<b>11.4</b>	<b>72</b>	<b>20</b>
<b>Opponents</b>	<b>367</b>	<b>4361</b>	<b>11.9</b>	<b>79t</b>	<b>34</b>

INTERCEPTIONS	No.	Yds	Avg	Long	TD
J.Sanford	2	69	34.5	52	0
H.Abdullah	1	32	32.0	32	0
M.Raymond	1	31	31.0	31	0
J.Allen	1	14	14.0	14	0
A.Winfield	1	3	3.0	3	0
A.Allen	1	3	3.0	3	0
C.Griffin	1	0	0.0	0	0
<b>Team</b>	<b>8</b>	<b>152</b>	<b>19.0</b>	<b>52</b>	<b>0</b>
<b>Opponents</b>	<b>17</b>	<b>213</b>	<b>12.5</b>	<b>42</b>	<b>3</b>

PUNTING	No.	Yds	Avg	Net	TB	In	Lg	B
C.Kluwe	77	3517	45.7	38.0	3	22	60	0
<b>Team</b>	<b>77</b>	<b>3517</b>	<b>45.7</b>	<b>38.0</b>	<b>3</b>	<b>22</b>	<b>60</b>	<b>0</b>
<b>Opponents</b>	<b>67</b>	<b>3153</b>	<b>47.1</b>	<b>41.1</b>	<b>6</b>	<b>22</b>	<b>65</b>	<b>0</b>

PUNT RETURNS	Ret	FC	Yds	Avg	Long	TD
M.Sherels	33	20	277	8.4	53	0
<b>Team</b>	<b>33</b>	<b>20</b>	<b>277</b>	<b>8.4</b>	<b>53</b>	<b>0</b>
<b>Opponents</b>	<b>43</b>	<b>19</b>	<b>532</b>	<b>12.4</b>	<b>80t</b>	<b>1</b>

KICKOFF RETURNS	No.	Yds	Avg	Long	TD
L.Booker	19	450	23.7	68	0
P.Harvin	16	520	32.5	104	1
M.Sherels	16	445	27.8	78	0
E.Griffin	1	7	7.0	7	0
R.D'Imperio	1	6	6.0	6	0
<b>Team</b>	<b>53</b>	<b>1428</b>	<b>26.9</b>	<b>104</b>	<b>1</b>
<b>Opponents</b>	<b>57</b>	<b>1403</b>	<b>24.6</b>	<b>98t</b>	<b>1</b>

FIELD GOALS	1-19	20-29	30-39	40-49	50+
R.Longwell	0/0	7/7	7/8	6/10	2/3
<b>Team</b>	<b>0/0</b>	<b>7/7</b>	<b>7/8</b>	<b>6/10</b>	<b>2/3</b>
<b>Opponents</b>	<b>0/0</b>	<b>14/14</b>	<b>5/6</b>	<b>6/7</b>	<b>7/8</b>

**Longwell:** (33G) (22G, 29G) (33G, 41G, 49G) (33G) (26G, 43N, 53G) (37G, 38N) (52G, 46G) (45N, 31G) (52N) ( ) ( ) (40G, 25G, 39G) ( ) (44G, 49G) (36G, 49SH, 23G) (26G, 48B, 26G)  
**Opponent:** (40G) (36G) (28G, 50G, 40G, 32G) (40G, 24G, 51G, 54G, 22G) (51G) (51G, 26G, 22G) (39G, 45G, 24G, 58G) (31N) (25G) (29G, 26G, 49B) (37G) (46G, 23G) (30G, 26G) (50WL) (26G, 53G, 25G, 47G) (27G)

**Fumbles Lost:** M.Jenkins 2, L.Booker 2, P.Harvin 2, C.Ponder 2, J.Webb 1 **Total: 9**  
**Opponent Fumble Recoveries:** J.Allen 4, B.Robison 2, J.Sanford 2, R.D'Imperio 2, E.Griffin 1, T.Gerhart 1, M.Raymond 1, L.Guion 1, C.Greenway 1 **Total: 15**

# VIKINGS 2011 REGULAR SEASON DEFENSIVE STATISTICS



	TKL	AST	COMB	SACK	TFL	QBH	INT	PD	FF	FR
C. Greenway	104	70	174	2.0	13.0	4	0	5	0	1
E.J. Henderson	81	49	130	2.0	16.0	6	0	2	3	0
J. Sanford	77	41	118	0	2.0	3	2	8	1	2
Erin Henderson	56	35	91	1.5	8.0	2	0	2	2	0
J. Allen	66	20	86	22.0	25.0	45	1	3	4	4
C. Griffin	58	23	81	0	2.0	0	1	11	3	0
H. Abdullah	48	17	65	1.0	3.0	1	1	2	0	0
K. Williams	34	23	57	5.0	14.0	24	0	2	1	0
B. Robison	33	21	54	8.0	10.0	40	0	1	3	2
A. Allen	39	8	47	0	0	0	1	7	0	0
A. Winfield	34	8	42	1.0	5.0	1	1	1	0	0
M. Raymond	15	21	36	0	0	2	1	2	0	1
F. Evans	23	12	35	0	5.0	11	0	0	0	0
L. Guion	20	15	35	0	4.0	13	0	0	0	1
T. Johnson	22	11	33	0	0	0	0	1	0	0
B. Sapp	21	6	27	0	2.0	0	0	5	1	0
M. Sherels	20	4	24	1.0	1.0	0	0	3	0	0
R. Ayodele	11	11	22	1.5	1.0	2	0	0	0	0
C. Cook	14	5	19	0	1.0	0	0	7	0	0
E. Griffen	12	3	15	4.0	4.0	8	0	2	0	1
C. Ballard	6	6	12	0	3.0	8	0	0	1	0
K. Onatolu	4	1	5	0	0	1	0	0	0	0
B. Burton	2	1	3	0	0	0	0	0	0	0
L. Dean	1	0	1	0	0	0	0	0	0	0
J. Page	1	0	1	0	0	0	0	0	0	0
Team	0	0	0	1.0	0	0	0	0	0	0
<b>TOTALS</b>	<b>802</b>	<b>411</b>	<b>1,213</b>	<b>50.0</b>	<b>119.0</b>	<b>171</b>	<b>8</b>	<b>64</b>	<b>19</b>	<b>12</b>

## INTERCEPTIONS

	No.	Yds	Avg	Long	TD
Sanford, Jamarca	2	69	34.5	52	0
Abdullah, Husain	1	32	32.0	32	0
Allen, Jared	1	14	14.0	14	0
Winfield, Antoine	1	3	3.0	3	0
Allen, Asher	1	3	3.0	3	0
Raymond, Mistral	1	31	31.0	31	0
Griffin, Cedric	1	0	0.0	0	0
<b>TOTALS</b>	<b>8</b>	<b>152</b>	<b>19.0</b>	<b>52</b>	<b>0</b>

## SPECIAL TEAMS

	SOLO	AST	COMB	FF	FR	BL
Frampton, Eric	17	5	22	0	0	0
Griffen, Everson	12	6	18	1	0	0
Onatolu, Kenny	13	2	15	0	0	0
Dean, Larry	9	5	14	0	0	0
D'Imperio, Ryan	6	1	7	0	2	0
Sanford, Jamarca	4	3	7	0	0	0
Sherels, Marcus	4	2	6	0	0	0
Burton, Brandon	4	2	6	0	0	0
Ballard, Christian	3	1	4	0	0	0
Longwell, Ryan	3	1	4	0	0	0
Johnson, Tyrell	2	2	4	0	0	0
Loeffler, Cullen	1	2	3	0	0	0
Gerhart, Toby	1	2	3	0	1	0
Camarillo, Greg	3	0	3	0	0	0
Sendejo, Andrew	2	1	3	0	0	0
Cook, Chris	2	0	2	0	0	0
Kluwe, Chris	2	0	2	0	0	0
Aromashodu, Devin	2	0	2	0	0	0
Allen, Asher	2	0	2	0	0	0
Raymond, Mistral	2	0	2	0	0	0
Katula, Matt	1	1	2	0	0	0
Reisner, Allen	1	0	1	0	0	0
Adibi, Xavier	0	1	1	0	0	0
Sapp, Benny	1	0	1	0	0	0
Allen, Jared	1	0	1	0	0	0
Booker, Lorenzo	1	0	1	0	0	0
Page, Jarrad	0	1	1	0	0	0
Guion, Letroy	0	0	0	0	0	1
<b>TOTALS</b>	<b>99</b>	<b>38</b>	<b>137</b>	<b>1</b>	<b>3</b>	<b>1</b>

## SACKS

	SACKS	YDS
Allen, Jared	22.0	150.5
Robison, Brian	8.0	57.5
Williams, Kevin	5.0	34
Griffen, Everson	4.0	31
Henderson, E.J.	2.0	24.5
Greenway, Chad	2.0	9
Henderson, Erin	1.0	1
Sherels, Marcus	1.0	2
Abdullah, Husain	1.0	8
Winfield, Antoine	1.0	6
Ayodele, Remi	1.5	11.5
Team	1.0	7
<b>TOTALS</b>	<b>50.0</b>	<b>342</b>

## TACKLES FOR LOSS

	TFL
Allen, Jared	25.0
Henderson, E.J.	16.0
Williams, Kevin	14.0
Greenway, Chad	13.0
Robison, Brian	10.0
Henderson, Erin	8.0
Evans, Fred	5.0
Winfield, Antoine	5.0
Guion, Letroy	4.0
Griffen, Everson	4.0
Ballard, Christian	3.0
Abdullah, Husain	3.0
Sanford, Jamarca	2.0
Sapp, Benny	2.0
Griffin, Cedric	2.0
Cook, Chris	1.0
Sherels, Marcus	1.0
Ayodele, Remi	1.0
<b>TOTALS</b>	<b>119.0</b>

## QB HURRIES

	QBH
Allen, Jared	45
Robison, Brian	40
Williams, Kevin	24
Guion, Letroy	13
Evans, Fred	11
Griffen, Everson	8
Ballard, Christian	8
Henderson, E.J.	6
Greenway, Chad	4
Sanford, Jamarca	3
Ayodele, Remi	2
Henderson, Erin	2
Raymond, Mistral	2
Abdullah, Husain	1
Winfield, Antoine	1
Onatolu, Kenny	1
<b>TOTALS</b>	<b>171</b>

## PASSES DEFENSED

	PD
Griffin, Cedric	11
Sanford, Jamarca	8
Cook, Chris	7
Allen, Asher	7
Sapp, Benny	5
Greenway, Chad	5
Allen, Jared	3
Sherels, Marcus	3
Abdullah, Husain	2
Henderson, Erin	2
Williams, Kevin	2
Griffen, Everson	2
Henderson, E.J.	2
Raymond, Mistral	2
Robison, Brian	1
Johnson, Tyrell	1
Winfield, Antoine	1
<b>TOTALS</b>	<b>64</b>



# MINNESOTA VIKINGS 2011 ALPHABETICAL ROSTER



UPDATED: JANUARY 2, 2012

57	Adibi, Xavier	LB	6-2	242	27	10/18/84	4	Virginia Tech	Stillwater, OK	W (Hou)'11	4	-	1	11
21	Allen, Asher	CB	5-9	194	23	1/22/88	3	Georgia	Tucker, GA	D3'09	13	9	-	3
69	Allen, Jared	DE	6-6	270	29	4/3/82	8	Idaho State	Los Gatos, CA	T (KC)'08	16	16	-	-
16	Arceneaux, Emmanuel	WR	6-2	215	24	9/17/87	R	Alcorn State	Alexandria, LA	FA '11	3	-	-	-
19	Aromashodu, Devin	WR	6-2	201	27	5/23/84	4	Auburn	Miami, FL	UFA (Chi)'11	16	6	-	-
92	Ayodele, Remi	DT	6-2	318	28	4/22/83	5	Oklahoma	Grand Prairie, TX	UFA (NO)'11	16	13	-	-
99	Ballard, Christian	DT	6-4	283	22	1/3/89	R	Iowa	Lawrence, KS	D4'11	16	2	-	-
61	Berger, Joe	C	6-5	305	29	5/25/82	6	Michigan Tech	Newaygo, MI	FA '11	13	7	2	-
27	Booker, Lorenzo	RB	5-10	201	27	6/14/84	4	Florida State	Ventura, CA	FA '10	15	-	-	1
79	Brown, Pat	T	6-5	310	24	12/25/86	2	Central Florida	St. Charles, IL	FA '10	15	-	1	-
36	Burton, Brandon	CB	5-11	190	22	7/31/89	R	Utah	Houston, TX	D5a'11	10	1	-	6
85	Camarillo, Greg	WR	6-2	200	29	4/18/82	6	Stanford	Atherton, CA	T (MIA)'10	13	-	-	3
31	Cook, Chris	CB	6-2	212	24	2/15/87	2	Virginia	Lynchburg, VA	D2a'10	6	3	-	9
51	Dean, Larry	LB	6-0	226	23	8/7/88	R	Valdosta State	Tifton, GA	FA '11	16	-	-	-
44	D'Imperio, Ryan	FB	6-3	240	24	8/15/87	1	Rutgers	Sewell, NJ	D7b'10	12	1	-	-
90	Evans, Fred	DT	6-4	305	28	11/6/83	6	Texas State	Morgan Park, IL	FA '07	16	-	-	-
37	Frampton, Eric	S	5-11	205	27	2/6/84	5	Washington State	San Jose, CA	W (Det)'07	16	-	-	-
63	Fusco, Brandon	C	6-4	306	23	7/26/88	R	Slippery Rock	Cranberry Township, PA	D6c'11	3	-	4	9
32	Gerhart, Toby	RB	6-0	231	24	3/28/87	2	Stanford	Norco, CA	D2b'10	16	5	-	-
52	Greenway, Chad	LB	6-2	242	28	1/12/83	6	Iowa	Mt. Vernon, SD	D1'06	16	16	-	-
97	Griffen, Everson	DE	6-3	273	24	12/22/87	2	Southern California	Avondale, AZ	D4'10	16	-	-	-
23	Griffin, Cedric	CB	6-0	203	29	11/11/82	6	Texas	San Antonio, TX	D2a'06	16	14	-	-
98	Guino, Letroy	DT	6-4	303	24	6/21/87	4	Florida State	Starke, FL	D5b'08	16	3	-	-
12	Harvin, Percy	WR	5-11	184	23	5/28/88	3	Florida	Virginia Beach, VA	D1'09	16	14	-	-
56	Henderson, E.J.	LB	6-1	245	31	8/3/80	9	Maryland	Aberdeen, MD	D2'03	16	14	-	-
50	Henderson, Erin	LB	6-3	244	25	7/1/86	4	Maryland	Aberdeen, MD	FA '08	15	11	-	1
64	Herrera, Anthony	G	6-2	315	31	6/14/80	8	Tennessee	Naples, FL	FA '04	12	12	-	4
74	Johnson, Charlie	T	6-4	305	27	5/2/84	6	Oklahoma State	Sherman, TX	UFA (Ind)'11	16	16	-	-
48	Katula, Matt	LS	6-5	260	29	8/22/82	7	Wisconsin	Waukesha, WI	FA '11	5	-	-	-
38	King, Caleb	RB	5-11	220	23	1/10/88	R	Georgia	Norcross, GA	FA '11	-	-	-	1
40	Kleinsasser, Jim	TE	6-3	272	34	1/31/77	13	North Dakota	Carrington, ND	D2'99	16	11	-	-
4	Kluwe, Chris	P	6-4	215	30	12/24/81	7	UCLA	Los Alamitos, CA	W (Sea)'05	16	-	-	-
71	Loadholt, Phil	T	6-8	343	25	1/21/86	3	Oklahoma	Fountain, CO	D2'09	16	16	-	-
8	Loadwell, Ryan	K	6-0	200	37	8/16/74	15	California	Bend, OR	UFA (GB)'06	16	-	-	-
75	Love, DeMarcus	T	6-4	315	23	3/7/88	R	Arkansas	Lancaster, TX	D6a'11	-	-	-	16
55	Onatolu, Kenny	LB	6-2	225	29	10/8/82	3	Nebraska-Omaha	Papillion, NE	FA '09	16	1	-	-
24	Page, Jarrad	S	6-1	224	27	10/19/84	6	UCLA	San Leandro, CA	FA '11	5	-	-	-
7	Ponder, Christian	QB	6-2	229	23	2/25/88	R	Florida State	Colleyville, TX	D1'11	11	10	5	-
41	Raymond, Mistral	S	6-1	202	24	9/7/87	R	South Florida	Palmetto, FL	D6b'11	10	5	-	6
91	Reed, D'Aundre	DE	6-4	260	23	1/1/88	R	Arizona	Moreno Valley, CA	D7a'11	-	-	-	16
96	Robison, Brian	DE	6-3	259	28	4/27/83	5	Texas	Splendor, TX	D4'07	16	16	-	-
18	Rosenfels, Sage	QB	6-4	225	32	3/6/78	11	Iowa State	Maquoketa, IA	W (Mia)'11	-	-	5	-
82	Rudolph, Kyle	TE	6-6	258	22	11/9/89	R	Notre Dame	Cincinnati, OH	D2'11	15	8	-	1
33	Sanford, Jamarca	S	5-10	200	26	8/27/85	3	Mississippi	Batesville, MS	D7'09	15	15	-	1
22	Sapp, Benny	CB	5-9	190	30	1/20/81	8	Northern Iowa	Ft. Lauderdale, FL	UFA (MIA)'11	7	3	-	-
34	Sendejo, Andrew	S	6-1	200	24	9/9/87	1	Rice	Spring Branch, TX	FA '11	3	-	-	2
35	Sherels, Marcus	CB	5-10	175	24	9/30/87	1	Minnesota	Rochester, MN	FA '10	16	3	-	-
81	Shiancoe, Visanthe	TE	6-4	250	31	6/18/80	9	Morgan State	Laurel, MD	UFA (NYG)'07	16	14	-	-
86	Shuler, Mickey	TE	6-4	247	25	10/9/86	2	Penn State	Enola, PA	FA '11	-	-	-	1
65	Sullivan, John	C	6-4	301	26	8/8/85	4	Notre Dame	Old Greenwich, CT	D6a'08	15	15	-	1
29	Todman, Jordan	RB	5-10	198	21	2/24/90	R	Connecticut	Dartmouth, MA	FA '11 (SD-PS)	-	-	-	-
14	Webb, Joe	QB	6-4	220	25	11/14/86	2	Alabama-Birmingham	Birmingham, AL	D6'10	10	1	6	-
93	Williams, Kevin	DT	6-5	311	31	8/16/80	9	Oklahoma State	Fordyce, AR	D1'03	14	14	-	-

## INJURED RESERVE

39	Abdullah, Husain	S	6-0	204	26	7/27/85	4	Washington State	Pomona, CA	FA '08	9	9	-	2
54	Brinkley, Jasper	LB	6-1	252	26	7/12/85	3	South Carolina	Thomson, GA	D5'09	-	-	-	-
11	Burton, Stephen	WR	6-1	224	22	12/11/89	R	West Texas A&M	Lakewood, CA	D7b'11	3	-	-	2
76	Hutchinson, Steve	G	6-5	313	34	11/1/77	11	Michigan	Ft. Lauderdale, FL	RFA (Sea)'06	14	14	-	1
84	Jenkins, Michael	WR	6-4	214	29	6/18/82	8	Ohio State	Tampa, FL	UFA (Atl)'11	11	7	-	-
25	Johnson, Tyrell	S	6-0	207	26	5/19/85	4	Arkansas State	Rison, AR	D2'08	11	3	-	-
73	Kooistra, Scott	T	6-6	335	30	10/14/80	8	N.C. State	Cary, NC	FA '11	-	-	-	-
46	Loeffler, Cullen	LS	6-5	241	30	1/27/81	8	Texas	Ingram, TX	FA '04	11	-	-	-
28	Peterson, Adrian	RB	6-1	217	26	3/21/85	5	Oklahoma	Palestine, TX	D1'07	12	12	-	3
26	Winfield, Antoine	CB	5-9	180	34	6/24/77	13	Ohio State	Akron, OH	UFA (Buf)'04	5	5	-	4

## 2011 PRACTICE SQUAD

17	Adams, Kris	WR	6-4	194	24	9/4/87	R	Texas-El Paso	Ft. Worth, TX	FA '11	-	-	-	-
72	DeGeare, Chris	G	6-4	335	24	2/17/87	2	Wake Forest	Kernersville, NC	D5a'10	-	-	-	-
20	Jones, Reggie	DB	6-0	195	25	3/15/86	1	Portland State	Kent, WA	FA '11	-	-	-	-
68	Lewis, Butch	G	6-5	295	23	12/1/87	R	Southern California	Denver, CO	FA '11	-	-	-	-
59	McKenzie, Tyrone	LB	6-2	245	26	12/11/85	2	South Florida	Riverview, FL	FA '11	-	-	-	-
89	Reisner, Allen	TE	6-3	255	23	9/29/88	R	Iowa	Cedar Rapids, IA	FA '11	6	-	-	3
15	Taylor, Kerry	WR	6-0	200	22	2/20/89	R	Arizona State	Chandler, AZ	FA '11	-	-	-	-

## 2011 MINNESOTA VIKINGS COACHING STAFF

Head Coach: Leslie Frazier

**Coordinators:** Bill Musgrave (Offensive Coordinator), Fred Pagac (Defensive Coordinator), Mike Priefer (Special Teams Coordinator), **Assistants:** Juney Barnett (Assistant Strength and Conditioning), Jeff Davidson (Offensive Line), Karl Dunbar (Defensive Line), Ryan Ficken (Assistant Wide Receivers), Jeff Imamura (Defensive Assistant/Linebackers), Craig Johnson (Quarterbacks), Jimmie Johnson (Tight Ends), Tom Kanavy (Strength and Conditioning), Diron Reynolds (Assistant Defensive Line), James Saxon (Running Backs), Matt Sheldon (Assistant Defensive Backs), Ryan Silverfield (Assistant Offensive Line), Mike Singletary (Special Assistant to the Head Coach/Linebackers), Kevin Stefanski (Assistant Quarterbacks), George Stewart (Wide Receivers), Martin Streight (Assistant Strength and Conditioning), Cameron Turner (Assistant to the Head Coach), Chris White (Assistant Special Teams), Joe Woods (Defensive Backs).

# MINNESOTA VIKINGS 2011 NUMERICAL ROSTER



UPDATED: JANUARY 2, 2012

4	Chris Kluwe	P	6-4	215	30	12/24/81	7	UCLA	Los Alamitos, CA	W (Sea)'05	16	-	-	-
7	Christian Ponder	QB	6-2	229	23	2/25/88	R	Florida State	Colleyville, TX	D1 '11	11	10	5	-
8	Ryan Longwell	K	6-0	200	37	8/16/74	15	California	Bend, OR	UFA (GB)'06	16	-	-	-
12	Percy Harvin	WR	5-11	184	23	5/28/88	3	Florida	Virginia Beach, VA	D1 '09	16	14	-	-
14	Joe Webb	QB	6-4	220	25	11/14/86	2	Alabama-Birmingham	Birmingham, AL	D6 '10	10	1	6	-
16	Emmanuel Arceneaux	WR	6-2	215	24	9/17/87	R	Alcorn State	Alexandria, LA	FA '11	3	-	-	-
18	Sage Rosenfels	QB	6-4	225	32	3/6/78	11	Iowa State	Maquoketa, IA	W (Mia)'11	-	-	5	-
19	Devin Aromashodu	WR	6-2	205	27	5/23/84	4	Auburn	Miami, FL	UFA (Chi)'11	16	6	-	-
21	Asher Allen	CB	5-9	194	23	1/22/88	3	Georgia	Tucker, GA	D3 '09	13	9	-	3
22	Benny Sapp	CB	5-9	190	30	1/20/81	8	Northern Iowa	Ft. Lauderdale, FL	UFA (MIA)'11	7	3	-	-
23	Cedric Griffin	CB	6-0	203	29	11/11/82	6	Texas	San Antonio, TX	D2a'06	16	14	-	-
24	Jarrad Page	S	6-1	224	27	10/19/84	6	UCLA	San Leandro, CA	FA '11	5	-	-	-
27	Lorenzo Booker	RB	5-10	201	27	6/14/84	4	Florida State	Ventura, CA	FA '10	15	-	-	1
29	Todman Jordan	RB	5-10	198	21	2/24/90	R	Connecticut	Dartmouth, MA	FA '11 (SD-PS)	-	-	-	1
31	Chris Cook	CB	6-2	212	24	2/15/87	2	Virginia	Lynchburg, VA	D2a '10	6	3	-	9
32	Toby Gerhart	RB	6-0	231	24	3/28/87	2	Stanford	Norco, CA	D2b '10	16	5	-	-
33	Jamarca Sanford	S	5-10	200	26	8/27/85	3	Mississippi	Batesville, MS	D7 '09	15	15	-	1
34	Andrew Sendejo	S	6-1	200	24	9/9/87	1	Rice	Spring Branch, TX	FA '11	3	-	-	2
35	Marcus Sherels	CB	5-10	175	24	9/30/87	1	Minnesota	Rochester, MN	FA '10	16	3	-	-
36	Brandon Burton	CB	5-11	190	22	7/31/89	R	Utah	Houston, TX	D5a '11	10	1	-	6
37	Eric Frampton	S	5-11	205	27	2/6/84	5	Washington State	San Jose, CA	W (Det)'07	16	-	-	-
38	Caleb King	RB	5-11	220	23	1/10/88	R	Georgia	Norcross, GA	FA '11	-	-	-	1
40	Jim Kleinsasser	TE	6-3	272	34	1/31/77	13	North Dakota	Carrington, ND	D2 '99	16	11	-	-
41	Mistral Raymond	S	6-1	202	24	9/7/87	R	South Florida	Palmetto, FL	D6b '11	10	5	-	6
44	Ryan D'Imperio	FB	6-3	240	24	8/15/87	1	Rutgers	Sewell, NJ	D7b '10	12	1	-	-
48	Matt Katula	LS	6-5	260	29	8/22/82	7	Wisconsin	Waukesha, WI	FA '11	5	-	-	-
50	Erin Henderson	LB	6-3	244	25	7/1/86	4	Maryland	Aberdeen, MD	FA '08	15	11	-	1
51	Larry Dean	LB	6-0	226	23	8/7/88	R	Valdosta State	Tifton, GA	FA '11	16	-	-	-
52	Chad Greenway	LB	6-2	242	28	1/12/83	6	Iowa	Mt. Vernon, SD	D1 '06	16	16	-	-
55	Kenny Onatolu	LB	6-2	225	29	10/8/82	3	Nebraska-Omaha	Papillion, NE	FA '09	16	1	-	-
56	E.J. Henderson	LB	6-1	245	31	8/3/80	9	Maryland	Aberdeen, MD	D2 '03	16	14	-	-
57	Xavier Adibi	LB	6-2	242	27	10/18/84	4	Virginia Tech	Stillwater, OK	W (Hou)'11	4	-	1	11
61	Joe Berger	C	6-5	305	29	5/25/82	6	Michigan Tech	Newaygo, MI	FA '11	13	7	2	-
63	Brandon Fusco	C	6-4	306	23	7/26/88	R	Slippery Rock	Cranberry Township, PA	D6c '11	3	-	4	9
64	Anthony Herrera	G	6-2	315	31	6/14/80	8	Tennessee	Naples, FL	FA '04	12	12	-	4
65	John Sullivan	C	6-4	301	26	8/8/85	4	Notre Dame	Old Greenwich, CT	D6a '08	15	15	-	1
69	Jared Allen	DE	6-6	270	29	4/3/82	8	Idaho State	Los Gatos, CA	T (KC)'08	16	16	-	-
71	Phil Loadholt	T	6-8	343	25	1/21/86	3	Oklahoma	Fountain, CO	D2 '09	16	16	-	-
74	Charlie Johnson	T	6-4	305	27	5/2/84	6	Oklahoma State	Sherman, TX	UFA (Ind)'11	16	16	-	-
75	DeMarcus Love	T	6-4	315	23	3/7/88	R	Arkansas	Lancaster, TX	D6a '11	-	-	-	16
79	Pat Brown	T	6-5	310	24	12/25/86	2	Central Florida	St. Charles, IL	FA '10	15	-	1	-
81	Visanthe Shiancoe	TE	6-4	250	31	6/18/80	9	Morgan State	Laurel, MD	UFA (NYG)'07	16	14	-	-
82	Kyle Rudolph	TE	6-6	258	22	11/9/89	R	Notre Dame	Cincinnati, OH	D2 '11	15	8	-	1
85	Greg Camarillo	WR	6-2	200	29	4/18/82	6	Stanford	Atherton, CA	T (Mia)'10	13	-	-	3
86	Mickey Shuler	TE	6-4	247	25	10/9/86	2	Penn State	Enola, PA	FA '11	-	-	-	1
90	Fred Evans	DT	6-4	305	28	11/6/83	6	Texas State	Morgan Park, IL	FA '07	16	-	-	-
91	D'Aundre Reed	DE	6-4	260	23	1/1/88	R	Arizona	Moreno Valley, CA	D7a '11	-	-	-	16
92	Remi Ayodele	DT	6-2	318	28	4/22/83	5	Oklahoma	Grand Prairie, TX	UFA (NO)'11	16	13	-	-
93	Kevin Williams	DT	6-5	311	31	8/16/80	9	Oklahoma State	Fordyce, AR	D1 '03	14	14	-	-
96	Brian Robison	DE	6-3	259	28	4/27/83	5	Texas	Splendora, TX	D4 '07	16	16	-	-
97	Everson Griffen	DE	6-3	273	24	12/22/87	2	Southern California	Avondale, AZ	D4 '10	16	-	-	-
98	Letroy Guion	DT	6-4	303	24	6/21/87	4	Florida State	Starke, FL	D5b '08	16	3	-	-
99	Christian Ballard	DT	6-4	283	22	1/3/89	R	Iowa	Lawrence, KS	D4 '11	16	2	-	-
<b>INJURED RESERVE</b>														
11	Stephen Burton	WR	6-1	224	22	12/11/89	R	West Texas A&M	Lakewood, CA	D7b '11	3	-	-	2
25	Tyrell Johnson	S	6-0	207	26	5/19/85	4	Arkansas State	Rison, AR	D2 '08	11	3	-	-
26	Antoine Winfield	CB	5-9	180	34	6/24/77	13	Ohio State	Akron, OH	UFA (Buf)'04	5	5	-	4
28	Adrian Peterson	RB	6-1	217	26	3/21/85	5	Oklahoma	Palestine, TX	D1 '07	12	12	-	3
39	Husain Abdullah	S	6-0	204	26	7/27/85	4	Washington State	Pomona, CA	FA '08	9	9	-	2
46	Cullen Loeffler	LS	6-5	241	30	1/27/81	8	Texas	Ingram, TX	FA '04	11	-	-	-
54	Jasper Brinkley	LB	6-1	252	26	7/12/85	3	South Carolina	Thomson, GA	D5 '09	-	-	-	-
73	Scott Kooistra	T	6-6	335	30	10/14/80	8	N.C. State	Cary, NC	FA '11	-	-	-	-
76	Steve Hutchinson	G	6-5	313	34	11/1/77	11	Michigan	Ft. Lauderdale, FL	RFA (Sea)'06	14	14	-	1
84	Michael Jenkins	WR	6-4	214	29	6/18/82	8	Ohio State	Tampa, FL	UFA (Atl)'11	11	7	-	-
<b>2011 PRACTICE SQUAD</b>														
15	Kerry Taylor	WR	6-0	200	22	2/20/89	R	Arizona State	Chandler, AZ	FA '11	-	-	-	-
17	Kris Adams	WR	6-4	194	24	9/4/87	R	Texas-El Paso	Ft. Worth, TX	FA '11	-	-	-	-
20	Reggie Jones	DB	6-0	195	25	3/15/86	1	Portland State	Kent, WA	FA '11	-	-	-	-
59	Tyrone McKenzie	LB	6-2	245	26	12/11/85	2	South Florida	Riverview, FL	FA '11	-	-	-	-
68	Butch Lewis	G	6-5	295	23	12/1/87	R	Southern California	Denver, CO	FA '11	-	-	-	-
72	Chris DeGare	G	6-4	335	24	2/17/87	2	Wake Forest	Kernersville, NC	D5a '10	-	-	-	-
89	Allen Reisner	TE	6-3	255	23	9/29/88	R	Iowa	Cedar Rapids, IA	FA '11	6	-	-	3

## 2011 MINNESOTA VIKINGS COACHING STAFF

Head Coach: Leslie Frazier

**Coordinators:** Bill Musgrave (Offensive Coordinator), Fred Pagac (Defensive Coordinator), Mike Priefer (Special Teams Coordinator), **Assistants:** Juney Barnett (Assistant Strength and Conditioning), Jeff Davidson (Offensive Line), Karl Dunbar (Defensive Line), Ryan Ficken (Assistant Wide Receivers), Jeff Imamura (Defensive Assistant/Linebackers), Craig Johnson (Quarterbacks), Jimmie Johnson (Tight Ends), Tom Kanavy (Strength and Conditioning), Diron Reynolds (Assistant Defensive Line), James Saxon (Running Backs), Matt Sheldon (Assistant Defensive Backs), Ryan Silverfield (Assistant Offensive Line), Mike Singletary (Special Assistant to the Head Coach/Linebackers), Kevin Stefanski (Assistant Quarterbacks), George Stewart (Wide Receivers), Martin Streight (Assistant Strength and Conditioning), Cameron Turner (Assistant to the Head Coach), Chris White (Assistant Special Teams), Joe Woods (Defensive Backs).

# MINNESOTA VIKINGS 2011 ROSTER-BY-POSITION



UPDATED: JANUARY 2, 2012

## OFFENSE (24) : Bill Musgrave

### Quarterbacks (3): Craig Johnson/Kevin Stefanski

No.	Name	Pos	Ht	Wt	Age	Birthdate	Exp	College	Hometown	How Acq
7	Ponder, Christian	QB	6-2	229	23	2/25/88	R	Florida State	Colleyville, TX	D1 '11
18	Rosenfels, Sage	QB	6-4	225	32	3/6/78	11	Iowa State	Maquoketa, IA	W (Mia) '11
14	Webb, Joe	QB	6-4	220	24	11/14/86	2	Alabama-Birmingham	Birmingham, AL	D6 '10

### Running Backs (5): James Saxton

No.	Name	Pos	Ht	Wt	Age	Birthdate	Exp	College	Hometown	How Acq
27	Booker, Lorenzo	RB	5-10	201	27	6/14/84	4	Florida State	Ventura, CA	FA '10
44	D'Imperio, Ryan	FB	6-3	240	24	8/15/87	1	Rutgers	Sewell, NJ	D7b '10
32	Gerhart, Toby	RB	6-0	231	24	3/28/87	2	Stanford	Norco, CA	D2b '10
38	King, Caleb	RB	5-11	220	23	1/10/88	R	Georgia	Norcross, GA	FA '11
29	Todman, Jordan	RB	5-10	198	21	2/24/90	R	Connecticut	Dartmouth, MA	FA '11 (SD-PS)

### Wide Receivers (4): George Stewart/Ryan Ficken

No.	Name	Pos	Ht	Wt	Age	Birthdate	Exp	College	Hometown	How Acq
16	Arceneaux, Emmanuel	WR	6-2	215	24	9/17/87	R	Alcorn State	Alexandria, LA	FA '11
19	Aromashodu, Devin	WR	6-2	205	27	5/23/84	4	Auburn	Miami, FL	FA '11
85	Camarillo, Greg	WR	6-2	200	29	4/18/82	6	Stanford	Atherton, CA	TR '10
12	Harvin, Percy	WR	5-11	184	23	5/28/88	3	Florida	Virginia Beach, VA	D1 '09

### Tight Ends (4): Jimmie Johnson

No.	Name	Pos	Ht	Wt	Age	Birthdate	Exp	College	Hometown	How Acq
40	Kleinsasser, Jim	TE	6-3	272	34	1/31/77	13	North Dakota	Carrington, ND	D2 '99
82	Rudolph, Kyle	TE	6-6	258	21	11/9/89	R	Notre Dame	Cincinnati, OH	D2 '11
81	Shiancoe, Visanthe	TE	6-4	250	31	6/18/80	9	Morgan State	Laurel, MD	UFA (NYG) '07
86	Shuler, Mickey	TE	6-4	247	25	10/9/89	2	Penn State	Enola, PA	FA '11

### Offensive Line (8): Jeff Davidson/Ryan Silverfield

No.	Name	Pos	Ht	Wt	Age	Birthdate	Exp	College	Hometown	How Acq
61	Berger, Joe	C	6-5	305	29	5/25/82	6	Michigan Tech	Newaygo, MI	FA '11
79	Brown, Pat	T	6-5	310	24	12/25/86	2	Central Florida	St. Charles, IL	FA '10
63	Fusco, Brandon	C	6-4	306	23	7/26/88	R	Slippery Rock	Cranberry Township, PA	D6c '11
64	Herrera, Anthony	G	6-2	315	31	6/14/80	8	Tennessee	Naples, FL	FA '04
74	Johnson, Charlie	T	6-4	305	27	5/2/84	6	Oklahoma State	Sherman, TX	FA '11
71	Loadholt, Phil	T	6-8	343	25	1/21/86	3	Oklahoma	Fountain, CO	D2 '09
75	Love, DeMarcus	T	6-4	315	23	3/7/88	R	Arkansas	Lancaster, TX	D6a '11
65	Sullivan, John	C	6-4	301	26	8/8/85	4	Notre Dame	Old Greenwich, CT	D6a '08

## DEFENSE (26) : Fred Pagac

### Defensive Line (9): Karl Dunbar/Diron Reynolds

No.	Name	Pos	Ht	Wt	Age	Birthdate	Exp	College	Hometown	How Acq
69	Allen, Jared	DE	6-6	270	29	4/3/82	8	Idaho State	Los Gatos, CA	T (KC) '08
92	Ayodele, Remi	DT	6-2	318	28	4/22/83	5	Oklahoma	Grand Prairie, TX	FA '11
99	Ballard, Christian	DT	6-4	283	22	1/3/89	R	Iowa	Lawrence, KS	D4 '11
90	Evans, Fred	DT	6-4	305	27	11/6/83	6	Texas St.	Morgan Park, IL	FA '07
97	Griffen, Everson	DE	6-3	273	23	12/22/87	2	Southern California	Avondale, AZ	D4 '10
98	Guion, Letroy	DT	6-4	303	24	6/21/87	4	Florida State	Starke, FL	D5b '08
91	Reed, D'Aundre	DE	6-4	260	23	1/1/88	R	Arizona	Moreno Valley, CA	D7a '11
96	Robison, Brian	DE	6-3	259	28	4/27/83	5	Texas	Splendora, TX	D4 '07
93	Williams, Kevin	DT	6-5	311	31	8/16/80	9	Oklahoma State	Fordyce, AK	D1 '03

### Linebackers (6): Mike Singletary/Jeff Imamura

No.	Name	Pos	Ht	Wt	Age	Birthdate	Exp	College	Hometown	How Acq
57	Adibi, Xavier	LB	6-2	242	26	10/18/84	4	Virginia Tech	Stillwater, OK	W (Hou) '11
51	Dean, Larry	LB	6-0	226	23	8/7/88	R	Valdosta State	Tifton, GA	FA '11
52	Greenway, Chad	LB	6-2	242	28	1/12/83	6	Iowa	Mt. Vernon, SD	D1 '06
56	Henderson, E.J.	LB	6-1	245	31	8/3/80	9	Maryland	Aberdeen, MD	D2 '03
50	Henderson, Erin	LB	6-3	244	25	7/1/86	4	Maryland	Aberdeen, MD	FA '08
55	Onatolu, Kenny	LB	6-2	225	28	10/8/82	3	Nebraska-Omaha	Papillion, NE	FA '09

### Defensive Backs (11): Joe Woods/Matt Sheldon

No.	Name	Pos	Ht	Wt	Age	Birthdate	Exp	College	Hometown	How Acq
21	Allen, Asher	CB	5-9	194	23	1/22/88	3	Georgia	Tucker, GA	D3 '09
36	Burton, Brandon	CB	5-11	190	22	7/31/89	R	Utah	Houston, TX	D5 '11
31	Cook, Chris	CB	6-2	212	24	2/15/87	2	Virginia	Lynchburg, VA	D2a '10
37	Frampton, Eric	S	5-11	205	27	2/6/84	5	Washington State	San Jose, CA	W (Det) '07
23	Griffin, Cedric	CB	6-0	203	28	11/11/82	6	Texas	San Antonio, TX	D2a '06
24	Page, Jarrad	S	6-1	224	27	10/19/84	6	UCLA	San Leandro, CA	FA '11
30	Raymond, Mistral	S	6-1	202	24	9/7/87	R	South Florida	Palmetto, FL	D6b '11
22	Sapp, Benny	CB	5-9	190	30	1/20/81	8	Northern Iowa	Ft. Lauderdale, FL	UFA (MIA) '11
33	Sanford, Jamarca	S	5-10	200	26	8/27/85	3	Mississippi	Batesville, MS	D7 '09
34	Sendejo, Andrew	S	6-1	200	24	9/9/87	1	Rice	Spring Branch, TX	FA '11
35	Sherels, Marcus	CB	5-10	175	24	9/30/87	1	Minnesota	Rochester, MN	FA '10

## SPECIAL TEAMS (3) : Mike Priefer

### Specialists (3): Mike Priefer/Chris White

No.	Name	Pos	Ht	Wt	Age	Birthdate	Exp	College	Hometown	How Acq
48	Katula, Matt	LS	6-5	260	29	8/22/82	7	Wisconsin	Waukesha, WI	FA '11
4	Kluwe, Chris	P	6-4	215	29	12/24/81	7	UCLA	Los Alamitos, CA	W (Sea) '05
8	Longwell, Ryan	K	6-0	200	37	8/16/74	15	California	Bend, OR	UFA (GB) '06



# MINNESOTA VIKINGS 2011 ROSTER BY EXPERIENCE



Updated: January 2, 2012

## 15TH YEAR (1)

Ryan Longwell

## 13TH YEAR (1)

Jim Kleinsasser

## 11TH YEAR (1)

Sage Rosenfels

## 9TH YEAR (3)

E.J. Henderson  
Visanthe Shiancoe  
Kevin Williams

## 8TH YEAR (3)

Jared Allen  
Anthony Herrera  
Benny Sapp

## 7TH YEAR (2)

Chris Kluwe  
Matt Katula

## 6TH YEAR (7)

Joe Berger  
Greg Camarillo  
Fred Evans  
Cedric Griffin  
Chad Greenway  
Charlie Johnson  
Jarrad Page

## 5TH YEAR (3)

Remi Ayodele  
Eric Frampton  
Brian Robison

## 4TH YEAR (6)

Xavier Adibi  
Devin Aromashodu  
Lorenzo Booker  
Letroy Guion  
Erin Henderson  
John Sullivan

## 3RD YEAR (5)

Asher Allen  
Percy Harvin  
Phil Loadholt  
Kenny Onatolu  
Jamarca Sanford

## 2ND YEAR (6)

Pat Brown  
Chris Cook  
Toby Gerhart  
Everson Griffen  
Mickey Shuler  
Joe Webb

## 1ST YEAR (3)

Marcus Sherels  
Andrew Sendejo  
Ryan D'Imperio

## ROOKIES (12)

Emmanuel Arceneaux  
Christian Ballard  
Brandon Burton  
Larry Dean  
Brandon Fusco  
Caleb King  
DeMarcus Love  
Christian Ponder  
Mistral Raymond  
D'Aundre Reed  
Kyle Rudolph  
Jordan Todman

Active Roster Total - 53

## MINNESOTA VIKINGS 2011 ROSTER BY DRAFT ROUND

### [Overall Selection In Brackets]

#### 1ST ROUND (4)

[9] Kevin Williams (03), [12] Christian Ponder (11), [17] Chad Greenway (06), [22] Percy Harvin (09).

#### 2ND ROUND (7)

[34] Chris Cook (10), [40] E.J. Henderson (03), [43] Kyle Rudolph (11), [44] Jim Kleinsasser (99), [48] Cedric Griffin (06), [51] Toby Gerhart (10), [54] Phil Loadholt (09).

#### 3RD ROUND (3)

[71] Lorenzo Booker (07-MIA), [86] Asher Allen (09), [91] Visanthe Shiancoe (02-NYG).

#### 4TH ROUND (6)

[100] Everson Griffen (10), [102] Brian Robison (07), [106] Christian Ballard (11), [109] Sage Rosenfels (04-Was), [118] Xavier Adibi (08-Hou), [126] Jared Allen (04-KC).

#### 5TH ROUND (3)

[139] Brandon Burton (11), [152] Letroy Guion (08) [165] Eric Frampton (07-Det.).

#### 6TH ROUND (8)

[168] DeMarcus Love (11), [170] Mistral Raymond (11), [172] Brandon Fusco (11), [183] Jordan Todman (11-SD), [187] John Sullivan (08), [199] Charlie Johnson (06-Ind.), [199] Joe Webb (10), [207] Joe Berger (05-Car.).

#### 7TH ROUND (7)

[207] Fred Evans (06-Mia), [214] Mickey Shuler (10), [215] D'Aundre Reed (11), [228] Jarrad Page (04-KC), [231] Jamarca Sanford (09), [233] Devin Aromashodu (06-Ind), [237] Ryan D'Imperio (10).

#### UNDRAFTED (15)

Ryan Longwell (97-SF), Anthony Herrera (04), Benny Sapp (04-KC), Matt Katula (05-Bal), Greg Camarillo (05-SD), Chris Kluwe (05-Sea), Remi Ayodele (06-NE), Erin Henderson (08), Pat Brown (09), Kenny Onatolu (09), Andrew Sendejo (10-Dal), Marcus Sherels (10), Larry Dean (11), Emmanuel Arceneaux (11), Caleb King (11).

# MINNESOTA VIKINGS 2011 UNOFFICIAL DEPTH CHART



## OFFENSE

WR:	19	Devin Aromashodu	16	<u>Emmanuel Arceneaux</u>		
LT:	74	Charlie Johnson	75	<u>DeMarcus Love</u>		
LG:	61	Joe Berger				
C:	65	John Sullivan	63	<u>Brandon Fusco</u>		
RG:	64	Anthony Herrera				
RT:	71	Phil Loadholt	79	Pat Brown		
TE:	81	Visanthe Shiancoe	40	Jim Kleinsasser	82	<u>Kyle Rudolph</u>
WR:	12	Percy Harvin	85	Greg Camarillo		86 Mickey Shuler
QB:	7	<u>Christian Ponder</u>	14	Joe Webb	18	Sage Rosenfels
FB:	44	Ryan D'Imperio				
HB:	32	Toby Gerhart	27	Lorenzo Booker	38	<u>Caleb King</u>
						29 <u>Jordan Todman</u>

## DEFENSE

LE:	96	Brian Robison	99	<u>Christian Ballard</u>	91	<u>D'Aundre Reed</u>
NT:	92	Remi Ayodele	90	Fred Evans		
UT:	93	Kevin Williams	98	Letroy Guion		
RE:	69	Jared Allen	97	Everson Griffen		
SLB:	52	Chad Greenway	51	<u>Larry Dean</u>		
MLB:	56	E.J. Henderson	57	Xavier Adibi		
WLB:	50	Erin Henderson	55	Kenny Onatolu		
LCB:	21	Asher Allen	35	Marcus Sherels		
RCB:	23	Cedric Griffin	22	Benny Sapp	36	<u>Brandon Burton</u>
SS:	33	Jamarca Sanford	37	Eric Frampton		
FS:	41	<u>Mistral Raymond</u>	24	Jarrad Page	34	Andrew Sendejo

## SPECIALISTS

P:	4	Chris Kluwe		
K:	8	Ryan Longwell		
LS:	48	Matt Katula		
H:	4	Chris Kluwe		
KR:	12	Percy Harvin	27	Lorenzo Booker
PR:	35	Marcus Sherels	85	Greg Camarillo

***Rookie Players Underlined***  
***(Injured Players in Parentheses)***

## 2011 VIKINGS PRONUNCIATION GUIDE

Xavier ADIBI.....	Ah-DEE-bee	VISANTHE SHIANCOE.....	vi-sahn-TAY SHANK-oh
Emmanuel ARCENEAX.....	Manny ARE-sen-no		<u>COACHES</u>
REMI AYODELE.....	REM-ee AYE-ah-dell	Tom KANAVY.....	ka-NAY-vee
Joe BERGER.....	.....BUR-jur	Fred PAGAC.....	PUG-it-eh
Greg CAMARILLO.....	cam-uh-REE-oh	Mike PRIEFER.....	PREE-fer
Toby GERHART.....	.....GARE-heart		
Letroy GUION.....	.....LA-troy GUY-on		
Anthony HERRERA.....	.....HA-rare-ah		
Brandon FUSCO.....	.....FUSS-co		
Matt KATULA.....	.....kuh-Too-la		
Jim KLEINSASSER.....	.....KLINE-sauce-er		
Chris KLUWE.....	.....CLUE-ee		
Kenny ONATOLU.....	.....on-uh-TOE-lu		
JARRAD Page.....	.....Jared		
MISTRAL Raymond.....	.....miss-TRAIL		
Brian ROBISON.....	.....ROB-ah-sin		
Andrew SENDEJO.....	.....sin-DEY-ho		
Marcus SHERELS.....	.....SHARE-els		

# HOW THE 2011 MINNESOTA VIKINGS WERE BUILT



YEAR	DRAFT	TRADES	FREE AGENCY/WAIVERS
1999	TE Jim Kleinsasser (2)		
2003	DT Kevin Williams (1)		
	LB E.J. Henderson (2)		
2004			G Anthony Herrera*
2005			P Chris Kluwe (W-Sea)**
2006	LB Chad Greenway (1)		
	CB Cedric Griffin (2a)		K Ryan Longwell **
2007	DE Brian Robison (4)		DT Fred Evans **
			S Eric Frampton (W-Det)**
			TE Visanthe Shiancoe **
2008	DT Letroy Guion (5b)	DE Jared Allen (KC)	LB Erin Henderson *
	C John Sullivan (6a)		
2009	WR Percy Harvin (1)		LB Kenny Onatolu*
	T Phil Loadholt (2)		
	CB Asher Allen (3)		
	S Jamarca Sanford (7)		
2010	CB Chris Cook (2a)	WR Greg Camarillo (Mia.)	RB Lorenzo Booker**
	RB Toby Gerhart (2b)		T Pat Brown**
	DE Everson Griffen (4)		CB Marcus Sherels*
	QB Joe Webb (6)		
	FB Ryan D'Imperio (7)		
2011	QB Christian Ponder (1)		WR Devin Aromashodu**
	TE Kyle Rudolph (2)		LB Larry Dean*
	DL Christian Ballard (4)		LB Xavier Adibi**
	CB Brandon Burton (5)		T Charlie Johnson**
	T DeMarcus Love (6a)		DT Remi Ayodele**
	DB Mistral Raymond (6b)		C Joe Berger**
	OL Brandon Fusco (6c)		CB Benny Sapp**
	DE D'Aundre Reed (7a)		LS Matt Katula**
			S Jarrad Page**
			S Andrew Sendejo
			QB Sage Rosenfels (W-Mia)
			WR Emmanuel Arceneaux*
			RB Caleb King*
			TE Mickey Shuler#
			RB Jordan Todman**

\* Rookie free agent prior to joining Vikings

\*\* NFL veteran or had been in other NFL camps prior to joining Vikings

# Player was drafted by the Vikings and returned via trade, waivers or free agency

# VIKINGS



# MINNESOTA VIKINGS 2011 ROSTER MOVES



DATE	POS	PLAYER	TRANSACTION	DATE	POS	PLAYER	TRANSACTION
December 28	TE	REISNER, Allen	Signed to Practice Squad	September 3	OL	ISOM, Byron	Waived
December 27	RB	TODMAN, Jordan	Signed to Active Roster	September 3	WR	IGLESIAS, Juaquin	Waived
December 27	G	HUTCHINSON, Steve	Placed on Injured Reserve	September 3	LB	HOMAN, Ross	Waived
December 26	RB	KING, Caleb	Signed to Active Roster	September 3	DB	HILL, Ryan	Waived
December 26	TE	SHULER, Mickey	Signed to Active Roster	September 3	LB	HERRON, David	Waived
December 26	TE	REISNER, Allen	Waived	September 3	OL	DeGEARE, Chris	Waived
December 26	RB	PETERSON, Adrian	Placed on Injured Reserve	September 3	FB	D'IMPERIO, Ryan	Waived
December 20	G	LEWIS, Butch	Signed to Practice Squad	September 3	RB	DAVIS, Tristan	Waived
December 19	WR	SPENCER, Owen	Released from Practice Squad	September 3	DB	CARTER, Tony	Waived
December 14	WR	SPENCER, Owen	Signed to Practice Squad	September 3	WR	BURTON, Stephen	Waived
December 14	WR	ADAMS, Kris	Signed to Practice Squad	September 3	FB	ASIATA, Matt	Waived
December 13	G	LEWIS, Butch	Released from Practice Squad	September 3	WR	ARCENEUX, Emmanuel	Waived
December 12	WR	ARCENEUX, Emmanuel	Signed to Active Roster	September 3	DE	AKINNIYI, David	Waived
December 12	WR	BURTON, Stephen	Placed on Injured Reserve	September 3	DE	WHITE, Stylez G	Terminated - Vested Veteran
December 2	QB	ROSENFELS, Sage	Claimed Off Waivers (Miami)	September 3	LB	FARWELL, Heath	Terminated - Vested Veteran
December 1	QB	MCNABB, Donovan	Waived	September 3	TE	DUGAN, Jeff	Terminated - Vested Veteran
November 29	S	SENDEJO, Andrew	Signed to Active Roster	September 3	OL	COOK, Ryan	Terminated - Vested Veteran
November 29	S	PAGE, Jarrad	Signed to Active Roster	September 3	LB	BRINKLEY, Jasper	Placed on Injured Reserve
November 29	WR	BURTON, Stephen	Signed to Active Roster	August 29	DT	WHITLOCK, Colby	Waived
November 29	LS	KATULA, Matt	Signed to Active Roster	August 29	K	WHITAKER, Nate	Waived
November 29	WR	JENKINS, Michael	Placed on Injured Reserve	August 29	LB	O'DONNELL, Kyle	Waived
November 29	S	JOHNSON, Tyrell	Placed on Injured Reserve	August 29	WR	HOLMES, Andre	Waived
November 29	S	ABDULLAH, Husain	Placed on Injured Reserve	August 29	LB	GILMORE, Jonathan	Waived
November 29	LS	LOEFFLER, Cullen	Place on Injured Reserve	August 29	DB	CASTILLE, Simeon	Waived
November 29	TE	SHULER, Mickey	Signed to Practice Squad	August 29	QB	BOMAR, Rhett	Waived
November 26	TE	REISNER, Allen	Signed to Active Roster	August 29	TE	BARHAM, Ed	Waived
November 26	WR	BURTON, Stephen	Waived	August 29	OL	AMITUANAI, Conan	Waived
November 16	CB	SAPP, Benny	Signed to Active Roster	August 29	DB	ADINGUPU, Chris	Waived
November 16	CB	WINFIELD, Antoine	Placed on Injured Reserve	August 26	LB	HERRON, David	Signed
November 9	CB	JONES, Reggie	Signed to Practice Squad	August 26	LB	WASHINGTON, Mark	Waived
November 8	CB	JOHNSON, Domonique	Signed Off Practice Squad to WAS Active Ros.	August 24	LB	O'DONNELL, Kyle	Signed
November 7	CB	COOK, Chris	1-Game Suspension is Lifted	August 24	WR	JOHNSON, Dominique	Waived
October 26	G	LEWIS, Butch	Signed to Practice Squad	August 23	RB	KING, Caleb	Signed
October 25	WR	TAYLOR, Kerry	Signed to Practice Squad	August 23	G	HUNTLEY, Rod	Waived
October 25	CB	COOK, Chris	Suspended by Team	August 22	DE	WHITE, Stylez G	Signed
October 25	DL	MCKINLEY, Cedric	Released from Practice Squad	August 22	T	KOOISTRA, Scott	Placed on Injured Reserve
October 25	WR	BURTON, Stephen	Signed to Active Roster	August 11	CB	CARTER, Tony	Signed
October 25	WR	BERRIAN, Bernard	Waived	August 9	CB	GIPSON, Marcell	Waived
October 5	TE	REISNER, Allen	Signed to Practice Squad	August 5	DT	WHITLOCK, Colby	Signed
October 4	FB	D'IMPERIO, Ryan	Signed to Active Roster	August 5	WR	LINCOLN, Ryan	Waived
October 4	TE	REISNER, Allen	Waived	August 3	G	COOK, Ryan	Re-signed
September 20	DE	AWASOM, Adrian	Waived	August 1	T	McKINNIE, Bryant	Released
September 19	DT	WILLIAMS, Kevin	Activated from Suspended List	August 1	T	JOHNSON, Charlie	Signed
September 13	DL	MCKINLEY, Cedric	Signed to Practice Squad	July 31	S	ABDULLAH, Husain	Re-signed
September 12	C	BERGER, Joe	Signed to Active Roster	July 31	DT	EVANS, Fred	Re-signed
September 12	C	COOPER, Jon	Waived	July 31	S	FRAMPTON, Eric	Re-signed
September 10	TE	REISNER, Allen	Signed to Active Roster	July 31	LB	HENDERSON, Erin	Re-signed
September 10	OL	OLSEN, Seth	Waived	July 31	K	LONGWELL, Ryan	Re-signed
September 7	DB	JOHNSON, Domonique	Signed to Practice Squad	July 31	QB	PONDER, Christian	Signed
September 7	DL	MCKINLEY, Cedric	Released from Practice Squad	July 31	TE	RUDOLPH, Kyle	Signed
September 7	LB	MCKENZIE, Tyrone	Signed to Practice Squad	July 31	DT	BALLARD, Christian	Signed
September 7	FB	ASIATA, Matt	Released from Practice Squad	July 31	CB	BURTON, Brandon	Signed
September 5	TE	REISNER, Allen	Signed to Practice Squad	July 31	T	LOVE, DeMarcus	Signed
September 5	DL	MCKINLEY, Cedric	Signed to Practice Squad	July 31	DB	RAYMOND, Mistral	Signed
September 5	RB	KING, Caleb	Signed to Practice Squad	July 31	C	FUSCO, Brandon	Signed
September 5	FB	D'IMPERIO, Ryan	Signed to Practice Squad	July 31	LB	HOMAN, Ross	Signed
September 5	OL	DeGEARE, Chris	Signed to Practice Squad	July 31	DE	REED, D'Aundre	Signed
September 5	WR	BURTON, Stephen	Signed to Practice Squad	July 31	WR	BURTON, Stephen	Signed
September 5	FB	ASIATA, Matt	Signed to Practice Squad	July 31	WR	AROMASHODU, Devin	Signed
September 5	WR	ARCENEUX, Emmanuel	Signed to Practice Squad	July 31	RB	DAVIS, Tristan	Signed
September 4	LB	ADIBI, Xavier	Signed	July 31	LB	GILMORE, Jonathan	Signed
September 4	TE	REISNER, Allen	Waived	July 31	WR	JENKINS, Michael	Signed
September 3	OL	WELCH, Thomas	Waived	July 31	T	KOOISTRA, Scott	Signed
September 3	DB	TORRENCE, Devon	Waived	July 31	WR	LINCOLN, Ryan	Signed
September 3	RB	ROBINSON, Alexander	Waived	July 31	DE	MCKINLEY, Cedric	Signed
September 3	DB	PARKS, Cord	Waived	July 31	LB	WASHINGTON, Mark	Signed
September 3	DE	MCKINLEY, Cedric	Waived	July 29	TE	BARHAM, Ed	Signed
September 3	RB	KING, Caleb	Waived	July 29	DT	AYODELE, Remi	Signed
September 3	DT	JOHNSON, Tremaine	Waived	July 29	QB	MCNABB, Donovan	Acquired via trade with Washington
September 3	WR	JOHNSON, Jaymar	Waived	July 28	WR	BROWN, Freddie	Released

# MINNESOTA VIKINGS 2011 PARTICIPATION CHART



Date Opponent	9/11	9/18	9/25	10/2	10/9	10/16	10/23	10/30	11/14	11/20	11/27	12/4	12/11	12/18	12/24	1/1	2011				Career	
	@ SD	TB	DET	@ KC	ARI	@ CHI	GB	@ CAR	@ GB	OAK	@ ATL	DEN	@ DET	NO	@ WAS	CHI	GP	GS	DNP	IA	GP	GS
Abdullah, Husain	S	S	S	S	S	S	S	S	S	I	I	IR	IR	IR	IR	IR	9	9	-	2	54	24
Adibi, Xavier	I	P	I	I	I	I	DNP	I	I	P	P	P	I	I	I	I	4	-	1	11	37	8
Allen, Asher	I	P	P	P	S	P	S	S	S	S	S	I	S	S	I	S	13	9	-	3	37	21
Allen, Jared	S	S	S	S	S	S	S	S	S	S	S	S	S	S	S	S	16	16	-	-	125	119
Arceneaux, Manny	PS	PS	PS	PS	PS	PS	PS	PS	PS	PS	PS	PS	PS	P	P	P	3	-	-	-	3	-
Aromashodu, Devin	P	P	P	P	P	P	S	S	S	S	P	S	S	P	P	P	16	6	-	-	46	11
Awason, Adrian	P	I	N	N	N	N	N	N	N	N	N	N	N	N	N	N	1	-	-	1	18	-
Ayodele, Remi	S	S	S	S	S	S	S	S	P	S	S	S	P	S	P	S	16	13	-	-	60	32
Ballard, Christian	P	P	P	P	P	P	P	P	S	P	P	P	S	P	P	P	16	2	-	-	16	2
Berger, Joe	N	DNP	DNP	P	P	P	S	S	S	S	S	P	P	P	S	S	13	7	2	-	51	27
Berrian, Bernard	P	P	S	P	I	P	I	N	N	N	N	N	N	N	N	N	5	1	-	2	109	70
Booker, Lorenzo	P	P	P	P	P	P	P	I	P	P	P	P	P	P	P	P	15	-	-	1	36	2
Brinkley, Jasper	IR	IR	IR	IR	IR	IR	IR	IR	IR	IR	IR	IR	IR	IR	IR	IR	-	-	-	-	32	4
Brown, Pat	P	P	P	P	P	P	DNP	P	P	P	P	P	P	P	P	P	15	-	1	-	15	0
Burton, Brandon	I	I	I	I	P	I	P	P	I	P	P	P	P	S	P	P	10	1	-	6	10	1
Burton, Stephen	PS	PS	PS	PS	PS	PS	PS	P	I	I	N	P	P	IR	IR	IR	3	-	-	2	3	-
Camarillo, Greg	P	I	I	I	P	P	P	P	P	P	P	P	P	P	P	P	13	-	-	3	75	28
Cook, Chris	P	P	S	P	S	S	I	SUS	I	I	I	I	I	I	I	I	6	3	-	9	12	8
Cooper, Jon	DNP	N	N	N	N	N	N	N	N	N	N	N	N	N	N	N	-	-	1	-	13	1
Dean, Larry	P	P	P	P	P	P	P	P	P	P	P	P	P	P	P	P	16	-	-	-	16	-
DeGeare, Chris	PS	PS	PS	PS	PS	PS	PS	PS	PS	PS	PS	PS	PS	PS	PS	PS	-	-	-	-	8	5
D'Imperio, Ryan	PS	PS	PS	PS	P	P	P	P	P	P	P	P	P	S	P	P	12	1	-	-	12	1
Evans, Fred	P	P	P	P	P	P	P	P	P	P	P	P	P	P	P	P	16	-	-	-	65	2
Frampton, Eric	P	P	P	P	P	P	P	P	P	P	P	P	P	P	P	P	16	-	-	-	76	0
Fusco, Brandon	I	I	I	I	I	I	P	DNP	DNP	DNP	DNP	I	I	I	P	P	3	-	4	9	3	-
Gerhart, Toby	P	S	P	P	P	P	P	P	P	P	S	S	S	P	P	S	16	5	-	-	31	6
Greenway, Chad	S	S	S	S	S	S	S	S	S	S	S	S	S	S	S	S	16	16	-	-	80	79
Griffen, Everson	P	P	P	P	P	P	P	P	P	P	P	P	P	P	P	P	16	-	-	-	27	0
Griffin, Cedric	S	S	S	S	P	S	S	S	S	S	S	S	S	P	S	S	16	14	-	-	80	70
Guion, Letroy	S	S	P	P	P	P	P	P	P	P	P	P	P	P	S	P	16	3	-	-	40	3
Harvin, Percy	S	P	S	S	S	S	S	P	S	S	S	S	S	S	S	S	16	14	-	-	45	34
Henderson, E.J.	S	S	S	S	P	S	S	S	P	S	S	S	S	S	S	S	16	14	-	-	125	105
Henderson, Erin	S	S	P	S	S	S	S	S	I	S	S	S	P	P	P	S	15	11	-	1	36	11
Herrera, Anthony	S	S	S	S	S	S	S	I	I	I	I	S	S	S	S	S	12	12	-	4	80	70
Hutchinson, Steve	S	S	S	S	S	S	S	S	S	S	S	S	S	S	I	IR	14	14	-	1	157	157
Jenkins, Michael	P	S	P	P	S	S	S	P	S	S	S	IR	IR	IR	IR	IR	11	7	-	-	114	70
Johnson, Charlie	S	S	S	S	S	S	S	S	S	S	S	S	S	S	S	S	16	16	-	-	89	70
Johnson, Domonique	PS	PS	PS	PS	PS	PS	PS	PS	N	N	N	N	N	N	N	N	-	-	-	-	-	-
Johnson, Tyrell	P	P	P	P	P	P	P	S	P	S	S	IR	IR	IR	IR	IR	11	3	-	-	49	27
Jones, Reggie	N	N	N	N	N	N	N	N	PS	PS	PS	PS	PS	PS	PS	PS	-	-	-	-	-	-
Katula, Matt	N	N	N	N	N	N	N	N	N	N	N	P	P	P	P	P	5	-	-	-	93	0
King, Caleb	PS	PS	PS	PS	PS	PS	PS	PS	PS	PS	PS	PS	PS	PS	PS	I	-	-	-	1	-	-
Kleinsasser, Jim	S	P	S	S	S	P	P	S	S	P	S	S	P	S	S	S	16	11	-	-	181	130
Kluwe, Chris	P	P	P	P	P	P	P	P	P	P	P	P	P	P	P	P	16	-	-	-	111	0
Kooistra, Scott	IR	IR	IR	IR	IR	IR	IR	IR	IR	IR	IR	IR	IR	IR	IR	IR	-	-	-	-	84	1
Lewis, Butch	N	N	N	N	N	N	N	PS	PS	PS	PS	PS	PS	N	PS	PS	-	-	-	-	-	-
Loadholt, Phil	S	S	S	S	S	S	S	S	S	S	S	S	S	S	S	S	16	16	-	-	47	47
Loeffler, Cullen	P	P	P	P	P	P	P	P	P	P	P	IR	IR	IR	IR	IR	11	-	-	-	123	0
Longwell, Ryan	P	P	P	P	P	P	P	P	P	P	P	P	P	P	P	P	16	-	-	-	240	0
Love, DeMarcus	I	I	I	I	I	I	I	I	I	I	I	I	I	I	I	I	-	-	-	16	-	-
McKenzie, Tyrone	PS	PS	PS	PS	PS	PS	PS	PS	PS	PS	PS	PS	PS	PS	PS	PS	-	-	-	-	-	-
McKinley, Cedric	N	PS	PS	PS	PS	PS	PS	PS	N	N	N	N	N	N	N	N	-	-	-	-	-	-
McNabb, Donovan	S	S	S	S	S	S	DNP	DNP	DNP	DNP	DNP	N	N	N	N	N	6	6	5	-	167	161
Onatolu, Kenny	P	P	P	P	P	P	P	P	P	P	S	P	P	P	P	P	16	1	-	-	48	1
Page, Jarrad	N	N	N	N	N	N	N	N	N	N	N	P	P	P	P	P	5	-	-	-	74	45
Peterson, Adrian	S	S	S	S	S	S	S	S	S	S	I	I	I	S	S	IR	12	12	-	3	73	66
Ponder, Christian	DNP	DNP	DNP	DNP	DNP	DNP	DNP	DNP	DNP	DNP	DNP	S	S	S	S	S	11	10	5	-	11	10
Raymond, Mistral	I	I	I	I	I	I	P	P	P	P	P	S	S	S	S	S	10	5	-	6	10	5
Reed, D'Aundre	I	I	I	I	I	I	I	I	I	I	I	I	I	I	I	I	-	-	-	16	-	-
Reisner, Allen	P	P	P	P	PS	PS	PS	PS	PS	PS	PS	P	I	I	I	PS	6	-	-	3	6	-
Robison, Brian	S	S	S	S	S	S	S	S	S	S	S	S	S	S	S	S	16	16	-	-	79	23
Rosenfels, Sage	N	N	N	N	N	N	N	N	N	N	N	DNP	DNP	DNP	DNP	DNP	-	-	5	-	44	12
Rudolph, Kyle	S	S	P	S	P	S	P	S	P	P	I	P	S	P	S	S	15	8	-	1	15	8
Sapp, Benny	N	N	N	N	N	N	N	N	N	N	P	S	S	P	S	P	7	3	-	-	110	27
Sanford, Jamarca	S	S	S	S	S	S	I	S	S	S	S	S	S	S	S	S	15	15	-	1	41	18
Sendejo, Andrew	N	N	N	N	N	N	N	N	N	N	N	I	P	I	P	P	3	-	-	2	5	0
Sherels, Marcus	P	P	P	P	S	P	P	P	P	P	P	P	S	S	P	P	16	3	-	-	17	3
Shiancoe, Visanthe	S	S	S	S	S	S	S	S	P	S	S	P	S	S	S	S	16	14	-	-	144	92
Shuler, Mickey	N	N	N	N	N	N	N	N	N	N	N	PS	PS	PS	PS	I	-	-	-	1	6	2
Sullivan, John	S	S	S	S	S	S	I	S	S	S	S	S	S	S	S	S	15	15	-	1	61	45
Taylor, Kerry	N	N	N	N	N	N	N	PS	PS	PS	PS	PS	PS	PS	PS	PS	-	-	-	-	-	-
Todman, Jordan	N	N	N	N	N	N	N	N	N	N	N	N	N	N	N	I	-	-	-	1	-	-
Webb, Joe	P	DNP	P	DNP	DNP	P	DNP	P	P	DNP	DNP	S	P	P	P	P	10	1	6	-	15	3
Williams, Kevin	SUS	SUS	S	S	S	S	S	S	S	S	S	S	S	S	S	S	14	14	-	-	140	140
Winfield, Antoine	S	S	S	S	I	I	I	I	S	IR	IR	IR	IR	IR	IR	IR	5	5	-	4	175	158

P-played; S-started; DNP-did not play; IR-injured reserve; N-not with club; I-inactive; NFI-non-football illness; PS-Practice Squad; SUS-Reserve/Suspended; RE-Roster Exemption; PUP-A - Active/Physically Unable to Perform; PUP-R - Reserve/Physically Unable to Perform

# GAME-BY-GAME STATISTICS



## VIKINGS

	1st Downs				Total Offense							INTs By Minn.				Punts	Punt Returns					KO Returns				Pen		Fum		Scoring				
	T	R	Pa	Pe	Yd	Ru	At	Pa	Sk/Yd	A	C	I	N	Yd	Lg	TD	N/Avg.	N	Yd	FC	Lg	TD	N	Yd	Lg	TD	N/Yd	N/LT	N	P	Rt	PAT	FG	S
at SD	10	7	3	0	187	159	26	28	2/11	15	7	1	2	17	17	0	6/41.8	2	17	1	15	0	3	130	103t	1	9/78	0/0	0	1	1	2/2	1/1	0
vs TB	25	12	12	1	398	186	33	212	2/16	30	18	0	1	32	32	0	4/41.3	2	3	2	2	0	2	17	15	0	8/65	2/1	2	0	0	2/2	2/2	0
vs DET	16	5	10	1	321	132	23	189	4/22	36	22	0	0	0	0	0	6/44.5	4	90	3	53	0	5	160	68	0	9/79	1/0	1	1	0	2/2	3/3	0
at KC	17	5	12	0	341	151	30	190	2/12	30	18	1	0	0	0	0	4/53.3	1	12	1	12	0	2	55	30	0	6/45	1/0	0	2	0	2/2	1/1	0
vs ARI	20	11	7	2	332	172	37	160	1/9	21	10	0	3	72	23	0	4/47.5	2	45	1	23	0	2	43	28	0	5/35	1/1	4	0	0	4/4	2/3	0
at CHI	15	3	12	0	286	53	17	233	5/43	42	28	0	0	0	0	0	5/37.2	1	0	1	0	0	6	146	30	0	5/40	0/0	1	0	0	1/1	1/2	0
vs GB	22	9	12	1	435	218	31	217	2/2	32	13	2	0	0	0	0	4/40.3	2	12	0	10	0	3	76	28	0	9/91	0/0	1	2	0	3/3	2/2	0
at CAR	22	8	13	1	361	132	33	229	4/7	28	18	0	0	0	0	0	4/48.8	3	2	0	9	0	1	78	78	0	4/43	2/1	2	1	0	3/3	1/2	0
at GB	14	6	8	0	266	104	22	162	3/28	34	16	1	0	0	0	0	6/43.8	2	13	0	8	0	4	56	27	0	10/80	1/0	1	0	0	1/1	0/1	0
vs OAK	20	4	9	7	311	124	24	187	5/24	33	19	3	0	0	0	0	3/44.3	5	38	0	15	0	5	109	35	0	9/50	3/2	1	2	0	3/3	0/0	0
at ATL	12	4	8	0	226	64	24	162	4/24	25	17	0	0	0	0	0	7/47.3	3	5	0	7	0	3	153	104	0	6/49	0/0	1	1	0	2/2	0/0	0
vs DEN	27	6	17	4	489	129	30	360	3/29	48	30	2	0	0	0	0	6/49.5	3	14	2	11	0	5	111	30	0	6/54	1/1	0	3	0	3/3	3/3	1
at DET	29	17	12	0	384	269	35	115	4/43	44	23	3	0	0	0	0	2/48.5	2	22	2	12	0	2	63	47	0	5/37	5/3	1	3	0	4/4	0/0	0
vs NO	12	4	7	1	207	105	18	102	4/18	32	14	1	0	0	0	0	7/48.1	0	0	1	0	0	1	28	28	0	8/84	0/0	0	2	0	2/2	2/2	0
at WAS	20	10	8	2	389	241	38	148	2/4	18	12	0	1	31	31	0	3/44.3	1	4	1	4	0	7	145	30	0	4/40	2/0	2	2	0	3/4	2/3	0
vs CHI	16	7	9	0	301	79	27	222	2/6	42	21	3	1	0	0	0	6/46.0	0	0	5	0	0	2	58	30	0	5/38	1/0	1	0	0	1/1	2/3	0
<b>TOTALS</b>	<b>297</b>	<b>118</b>	<b>159</b>	<b>20</b>	<b>5234</b>	<b>2318</b>	<b>448</b>	<b>2916</b>	<b>49/298</b>	<b>510</b>	<b>286</b>	<b>17</b>	<b>8</b>	<b>152</b>	<b>32</b>	<b>0</b>	<b>77/45.7</b>	<b>33</b>	<b>277</b>	<b>20</b>	<b>53</b>	<b>0</b>	<b>53</b>	<b>1428</b>	<b>104</b>	<b>1</b>	<b>108/908</b>	<b>20/9</b>	<b>18</b>	<b>20</b>	<b>1</b>	<b>38/39</b>	<b>22/28</b>	<b>1</b>

### THIRD DOWN EFFICIENCY: 83-216, 38.4%

9/11	at SD	4-11	36%	10/9	vs ARI	3-10	30%	11/14	at GB	5-14	36%	12/11	at DET	8-14	57%
9/18	vs TB	5-11	45%	10/16	at CHI	6-15	40%	11/20	vs OAK	6-15	40%	12/18	vs NO	4-14	29%
9/25	vs DET	4-14	29%	10/23	vs GB	9-16	56%	11/27	at ATL	4-13	31%	12/24	at WAS	4-11	36%
10/2	at KC	5-14	36%	10/30	at CAR	7-14	50%	12/4	vs DEN	6-15	40%	1/1	vs CHI	3-15	20%

## OPPONENTS

	1st Downs				Total Offense							INTs By Opp.				Punts	Punt Returns					KO Returns				Pen		Fum		Scoring				
	T	R	Pa	Pe	Yd	Ru	At	Pa	Sk/Yd	A	C	I	N	Yd	Lg	TD	N/Avg.	N	Yd	FC	Lg	TD	N	Yd	Lg	TD	N/Yd	N/LT	N	P	Rt	PAT	FG	S
at SD	31	5	21	5	407	77	27	330	2/5	48	33	2	1	0	0	0	3/36.7	5	38	1	13	0	4	90	27	0	4/26	1/0	1	2	0	3/3	1/1	0
vs TB	19	6	12	1	335	105	19	230	2/13	31	22	1	0	0	0	0	4/45.8	2	27	1	16	0	4	91	30	0	6/53	0/0	2	1	0	3/3	1/1	0
vs DET	19	1	16	2	358	20	19	338	5/40	46	32	0	0	0	0	0	7/46.4	4	37	2	52	0	5	95	27	0	7/65	1/0	0	2	0	2/2	4/4	0
at KC	15	5	9	1	350	103	28	247	3/13	29	18	0	1	14	14	0	3/48.7	3	71	0	33	0	2	37	21	0	6/57	0/0	0	1	0	1/1	5/5	0
vs ARI	18	3	15	0	291	77	24	214	4/40	48	23	3	0	0	0	0	5/33.4	0	0	3	0	0	5	115	31	0	6/64	2/1	1	0	0	1/1	1/1	0
at CHI	22	9	11	2	377	119	28	258	1/9	31	21	0	0	0	0	0	3/38.3	1	27	1	27	0	4	131	98t	1	3/15	2/1	1	2	1	4/4	3/3	1
vs GB	25	6	16	3	421	114	26	307	4/28	30	24	0	2	26	25	0	3/59.3	2	42	2	42	0	3	71	31	0	6/44	1/1	0	3	0	3/3	4/4	0
at CAR	21	9	11	1	405	140	27	265	3/25	35	22	0	0	0	0	0	4/43.5	3	19	1	13	0	3	61	27	0	6/60	3/2	3	0	3	3/3	0/1	0
at GB	23	4	15	4	356	90	31	266	3/22	32	25	0	1	21	21	0	2/49.5	4	80	1	80t	1	2	76	55	0	1/5	3/1	1	4	1	6/6	1/1	0
vs OAK	22	10	10	2	301	162	41	139	4/25	23	17	0	3	43	42	0	6/47.3	2	34	0	34	0	4	124	46	0	12/117	1/1	2	1	0	3/3	2/3	0
at ATL	22	6	15	1	335	89	29	246	2/16	34	27	0	0	0	0	0	5/50.4	5	54	2	42	0	2	52	26	0	4/30	2/1	0	3	0	3/3	1/1	0
vs DEN	13	6	7	0	336	150	32	186	2/16	15	10	0	2	36	20	1	6/51.2	3	12	1	6	0	4	132	63	0	8/73	3/2	1	2	1	4/4	2/2	0
at DET	13	1	11	1	280	72	21	208	5/19	29	20	0	3	49	30t	1	6/47.7	1	28	0	28	0	5	119	42	0	10/76	0/0	0	2	2	4/4	2/2	0
vs NO	36	9	23	4	573	161	38	412	0/0	41	32	0	1	0	0	0	1/51.0	3	45	2	24	0	4	90	26	0	6/65	2/2	1	5	0	6/6	0/1	0
at WAS	23	7	16	0	397	141	24	256	3/28	41	26	1	0	0	0	0	2/39.5	3	14	0	15	0	3	80	43	0	8/64	1/1	0	2	0	2/2	4/4	0
vs CHI	10	5	5	0	209	92	25	117	7/43	25	15	1	3	24	22t	1	7/47.9	2	4	2	3	0	3	39	17	0	4/20	4/2	0	1	1	2/2	1/1	0
<b>TOTALS</b>	<b>322</b>	<b>87</b>	<b>208</b>	<b>27</b>	<b>5522</b>	<b>1620</b>	<b>414</b>	<b>3902</b>	<b>50/342</b>	<b>513</b>	<b>352</b>	<b>7</b>	<b>14</b>	<b>189</b>	<b>42</b>	<b>2</b>	<b>60/47.0</b>	<b>41</b>	<b>528</b>	<b>17</b>	<b>80</b>	<b>1</b>	<b>54</b>	<b>1364</b>	<b>98t</b>	<b>1</b>	<b>93/814</b>	<b>22/13</b>	<b>10</b>	<b>33</b>	<b>5</b>	<b>45/45</b>	<b>27/30</b>	<b>1</b>

### THIRD DOWN EFFICIENCY: 92-208, 44.2%

9/11	at SD	6-13	46%	10/9	vs ARI	8-18	44%	11/14	at GB	7-13	54%	12/11	at DET	8-16	50%
9/18	vs TB	7-12	58%	10/16	at CHI	4-11	40%	11/20	vs OAK	5-14	36%	12/18	vs NO	8-11	73%
9/25	vs DET	7-17	41%	10/23	vs GB	2-8	25%	11/27	at ATL	7-14	50%	12/24	at WAS	3-10	30%
10/2	at KC	6-15	40%	10/30	at CAR	6-12	50%	12/4	vs DEN	3-11	27%	1/1	vs CHI	5-13	38%

## SCORING SUMMARY

VIKINGS								OPPONENTS							
	1ST	2ND	3RD	4TH	OT	TOTAL	MINN. FG (MISS)		1ST	2ND	3RD	4TH	OT	Total	Opp. FG (MISS)
at SD	7	10	0	0	0	17	33	at SD	7	0	7	10	0	24	40
vs TB	7	10	0	3	0	20	22, 29	vs TB	0	0	10	14	0	24	36
vs DET	6	14	0	3	0	23	33, 41, 49	vs DET	0	0	10	13	3	26	28, 50, 40, 32
at KC	7	0	3	7	0	17	33	at KC	3	6	6	7	0	22	40, 24, 51, 54, 22
vs ARI	28	0	3	3	0	34	26, 53, (43)	vs ARI	0	3	7	0	0	10	51
at CHI	0	3	7	0	0	10	37, (38)	at CHI	16	10	10	3	0	39	51, 26, 22
vs GB	7	10	0	10	0	27	52, 46	vs GB	7	6	20	0	0	33	39, 45, 24, 58
at CAR	7	7	7	3	0	24	(45), 31	at CAR	0	14	7	0	0	21	(31)
at GB	0	0	7	0	0	7	(52)	at GB	14	3	14	14	0	45	25
vs OAK	7	0	0	14	0	21									



# GAME-BY-GAME RUSHING STATISTICS



## 28 · ADRIAN PETERSON · RB

OPPONENT	No	Yds	Avg	Lg	TD
at SD - 9/11	16	98	6.1	46	0
vs TB - 9/18	25	120	4.8	19	2
vs DET - 9/25	17	78	5	43	1
at KC - 10/2	23	80	3.5	14	0
vs ARI - 10/9	29	122	4.2	24	3
at CHI - 10/16	12	39	3.3	8	1
vs GB - 10/23	24	175	7.3	54	1
at CAR - 10/30	20	83	4.1	15	1
at GB - 11/14	14	51	3.6	13	1
vs OAK - 11/20	6	26	4.3	12t	1
at ATL - 11/27	INACTIVE				
vs DEN - 12/4	INACTIVE				
at DET - 12/11	INACTIVE				
vs NO - 12/18	10	60	6.0	39	0
at WAS - 12/24	12	38	3.2	12	1
vs CHI - 1/1	INJURED RESERVE				
<b>2011 TOTALS</b>	<b>208</b>	<b>970</b>	<b>4.7</b>	<b>54</b>	<b>12</b>
<b>CAREER</b>	<b>1406</b>	<b>6752</b>	<b>4.8</b>	<b>80t</b>	<b>64</b>

## 32 · TOBY GERHART · RB

OPPONENT	No	Yds	Avg	Lg	TD
at SD - 9/11	2	16	8.0	12	0
vs TB - 9/18	2	36	18.0	31	0
vs DET - 9/25	2	2	1.0	2	0
at KC - 10/2	2	4	2.0	3	0
vs ARI - 10/9	2	9	4.5	5	0
at CHI - 10/16	1	3	3.0	3	0
vs GB - 10/23	1	4	4.0	4	0
at CAR - 10/30	5	26	5.2	11	0
at GB - 11/14	0	0	0	0	0
vs OAK - 11/20	7	18	2.6	8	0
at ATL - 11/27	17	44	2.6	12	1
vs DEN - 12/4	21	91	4.3	16	0
at DET - 12/11	19	90	4.7	15	0
vs NO - 12/18	2	12	6.0	9	0
at WAS - 12/24	11	109	9.9	67	0
vs CHI - 1/1	15	67	4.5	24	0
<b>2011 TOTALS</b>	<b>109</b>	<b>531</b>	<b>4.9</b>	<b>67</b>	<b>1</b>
<b>CAREER</b>	<b>190</b>	<b>853</b>	<b>4.5</b>	<b>67</b>	<b>2</b>

## 27 · LORENZO BOOKER · RB

OPPONENT	No	Yds	Avg	Lg	TD
at SD - 9/11	0	0	0	0	0
vs TB - 9/18	0	0	0	0	0
vs DET - 9/25	0	0	0	0	0
at KC - 10/2	0	0	0	0	0
vs ARI - 10/9	1	25	25.0	25	0
at CHI - 10/16	1	-3	-3.0	-3	0
vs GB - 10/23	0	0	0	0	0
at CAR - 10/30	INACTIVE				
at GB - 11/14	2	12	6.0	7	0
vs OAK - 11/20	0	0	0	0	0
at ATL - 11/27	0	0	0	0	0
vs DEN - 12/4	2	3	1.5	6	0
at DET - 12/11	3	17	5.7	13	0
vs NO - 12/18	0	0	0	0	0
at WAS - 12/24	2	1	0.5	2	0
vs CHI - 1/1	2	-3	-1.5	0	0
<b>2011 TOTALS</b>	<b>13</b>	<b>52</b>	<b>4.0</b>	<b>25</b>	<b>0</b>
<b>CAREER</b>	<b>49</b>	<b>203</b>	<b>4.1</b>	<b>25</b>	<b>1</b>

## 12 · PERCY HARVIN · WR

OPPONENT	No	Yds	Avg	Lg	TD
at SD - 9/11	4	15	4	8	0
vs TB - 9/18	2	18	9.0	10	0
vs DET - 9/25	2	41	20.5	39	0
at KC - 10/2	4	67	16.8	23	0
vs ARI - 10/9	1	12	12.0	12	0
at CHI - 10/16	1	5	5.0	5	0
vs GB - 10/23	2	8	4.0	6	0
at CAR - 10/30	4	19	5.3	10t	1
at GB - 11/14	3	18	6.0	11	0
vs OAK - 11/20	5	21	4.2	18	0
at ATL - 11/27	5	11	2.2	3	0
vs DEN - 12/4	5	19	3.8	13	0
at DET - 12/11	4	40	10.0	32	0
vs NO - 12/18	1	-1	-1.0	-1	0
at WAS - 12/24	4	39	9.8	31	0
vs CHI - 1/1	5	13	2.6	13	1
<b>2011 TOTALS</b>	<b>52</b>	<b>345</b>	<b>6.6</b>	<b>39</b>	<b>2</b>
<b>CAREER</b>	<b>85</b>	<b>587</b>	<b>6.9</b>	<b>39</b>	<b>3</b>

## 7 · CHRISTIAN PONDER · QB

OPPONENT	No	Yds	Avg	Lg	TD
at SD - 9/11	DNP				
vs TB - 9/18	DNP				
vs DET - 9/25	DNP				
at KC - 10/2	DNP				
vs ARI - 10/9	DNP				
at CHI - 10/16	1	8	8.0	8	0
vs GB - 10/23	4	31	7.8	12	0
at CAR - 10/30	4	4	1.0	5	0
at GB - 11/14	2	17	8.5	13	0
vs OAK - 11/20	5	71	14	28	0
at ATL - 11/27	2	9	4.5	5	0
vs DEN - 12/4	1	12	12.0	12	0
at DET - 12/11	2	13	6.5	14	0
vs NO - 12/18	3	34	11.3	15	0
at WAS - 12/24	4	20	5.0	8	0
vs CHI - 1/1	0	0	0.0	0	0
<b>2011 TOTALS</b>	<b>28</b>	<b>219</b>	<b>7.8</b>	<b>28</b>	<b>0</b>
<b>CAREER</b>	<b>28</b>	<b>219</b>	<b>7.8</b>	<b>28</b>	<b>0</b>

## 14 · JOE WEBB · QB

OPPONENT	No	Yds	Avg	Lg	TD
at SD - 9/11	1	-2	-2	-2	0
vs TB - 9/18	DNP				
vs DET - 9/25	DNP				
at KC - 10/2	DNP				
vs ARI - 10/9	DNP				
at CHI - 10/16	1	1	1.0	1	0
vs GB - 10/23	DNP				
at CAR - 10/30	0	0	0	0	0
at GB - 11/14	1	6	6.0	6	0
vs OAK - 11/20	DNP				
at ATL - 11/27	DNP				
vs DEN - 12/4	1	4	4.0	4	0
at DET - 12/11	7	109	15.6	65t	1
vs NO - 12/18	2	0	0.0	3	0
at WAS - 12/24	5	34	6.8	16	1
vs CHI - 1/1	4	2	0.5	9	0
<b>2011 TOTALS</b>	<b>22</b>	<b>154</b>	<b>7.0</b>	<b>1</b>	<b>2</b>
<b>CAREER</b>	<b>40</b>	<b>274</b>	<b>6.9</b>	<b>16</b>	<b>3</b>

## 4 · CHRIS KLUWE · P

OPPONENT	No	Yds	Avg	Lg	TD
vs OAK - 11/20	1	-12	-12.0	-12	0
vs CHI - 1/1	1	0	0.0	0	0
<b>2011 TOTALS</b>	<b>2</b>	<b>-12</b>	<b>-6.0</b>	<b>0</b>	<b>0</b>
<b>CAREER</b>	<b>3</b>	<b>-19</b>	<b>-6.3</b>	<b>0</b>	<b>0</b>

## 5 · DONOVAN MCNABB · QB

OPPONENT	No	Yds	Avg	Lg	TD
at SD - 9/11	3	32	10.7	23	0
vs TB - 9/18	4	12	3.0	13	0
vs DET - 9/25	2	11	5.5	8	0
at KC - 10/2	1	0	0.0	0	0
vs ARI - 10/9	4	4	1.0	4	1
at CHI - 10/16	0	0	0	0	0
vs GB - 10/23	DNP				
at CAR - 10/30	DNP				
at GB - 11/14	DNP				
vs OAK - 11/20	DNP				
at ATL - 11/27	DNP				
<b>2011 TOTALS</b>	<b>70</b>	<b>497</b>	<b>7.1</b>	<b>10</b>	<b>1</b>
<b>CAREER</b>	<b>672</b>	<b>3897</b>	<b>5.8</b>	<b>54</b>	<b>29</b>

# GAME-BY-GAME PASSING STATISTICS



## 7 · CHRISTIAN PONDER · QB

OPPONENT	Att	Comp	Yds	Pct.	TD	INT	Lng	Sack	Lost	Rating
at SD - 9/11					DNP					
vs TB - 9/18					DNP					
vs DET - 9/25					DNP					
at KC - 10/2					DNP					
vs ARI - 10/9					DNP					
at CHI - 10/16	17	9	99	52.9%	0	0	23	0	0	70.5
vs GB - 10/23	32	13	219	40.6%	2	2	72	2	2	59.2
at CAR - 10/30	28	18	236	64.2%	1	0	24	4	7	102.7
at GB - 11/14	34	16	190	47.0%	0	1	33	3	28	52.3
vs OAK - 11/20	33	19	211	57.5%	2	3	42	5	24	59.0
at ATL - 11/27	25	17	186	68.0%	1	0	39	4	24	103.1
vs DEN - 12/4	47	29	381	61.7%	3	2	52t	3	29	90.8
at DET - 12/11	21	11	115	52.3%	2	3	28	3	28	60.7
vs NO - 12/18	31	14	120	45.1%	2	1	16t	4	18	63.9
at WAS - 12/24	13	8	68	61.5%	0	0	14	1	1	75.2
vs CHI - 1/1	10	4	28	40.0%	0	1	11	1	3	8.3
<b>2011 TOTALS</b>	<b>291</b>	<b>158</b>	<b>1,853</b>	<b>54.3%</b>	<b>13</b>	<b>13</b>	<b>72</b>	<b>30</b>	<b>164</b>	<b>70.1</b>
<b>CAREER</b>	<b>291</b>	<b>158</b>	<b>1,853</b>	<b>54.3%</b>	<b>13</b>	<b>13</b>	<b>72</b>	<b>30</b>	<b>164</b>	<b>70.1</b>

## 14 · JOE WEBB · QB

OPPONENT	Att	Comp	Yds	Pct.	TD	INT	Lng	Sack	Lost	Rating
at SD - 9/11	0	0	0	0	0	0	0	0	0	0
vs TB - 9/18					DNP					
vs DET - 9/25					DNP					
at KC - 10/2					DNP					
vs ARI - 10/9					DNP					
at CHI - 10/16	1	0	0	0	0	0	0	0	0	39.6
vs DEN - 12/4	1	1	8	100.0%	0	0	8	0	0	100.0
at DET - 12/11	23	12	84	52.1%	1	0	17	1	56	75.3
vs NO - 12/18	1	0	0	0.0%	0	0	0	0	0	39.6
at WAS - 12/24	5	4	84	80.0%	2	0	36	1	3	158.3
vs CHI - 1/1	32	17	200	53.1%	0	2	23	1	3	46.4
<b>2011 TOTALS</b>	<b>63</b>	<b>34</b>	<b>376</b>	<b>54.0%</b>	<b>3</b>	<b>2</b>	<b>36</b>	<b>3</b>	<b>21</b>	<b>74.6</b>
<b>CAREER</b>	<b>152</b>	<b>88</b>	<b>853</b>	<b>57.9%</b>	<b>3</b>	<b>5</b>	<b>46</b>	<b>11</b>	<b>69</b>	<b>66.6</b>

## 5 · DONOVAN MCNABB · QB

OPPONENT	Att	Comp	Yds	Pct.	TD	INT	Lng	Sack	Lost	Rating
at SD - 9/11	15	7	39	46.7%	1	1	12	2	11	47.9
vs TB - 9/18	30	18	228	60.0%	0	0	42	2	16	83.8
vs DET - 9/25	36	22	211	61.1%	1	0	24	4	22	86.7
at KC - 10/2	30	18	202	60.0%	2	1	41	2	12	88.5
vs ARI - 10/9	21	10	169	47.6%	0	0	60	1	9	75.3
at CHI - 10/16	24	19	177	79.1%	0	0	30	5	43	97.4
vs GB - 10/23					DNP					
at CAR - 10/30					DNP					
at GB - 11/14					DNP					
vs OAK - 11/20					DNP					
at ATL - 11/27					DNP					
<b>2011 TOTALS</b>	<b>156</b>	<b>94</b>	<b>1,026</b>	<b>60.3%</b>	<b>4</b>	<b>2</b>	<b>60</b>	<b>16</b>	<b>104</b>	<b>82.9</b>
<b>CAREER</b>	<b>5,350</b>	<b>3,170</b>	<b>37,276</b>	<b>59.3%</b>	<b>234</b>	<b>117</b>	<b>71t</b>	<b>410</b>	<b>2,617</b>	<b>85.6</b>

# GAME-BY-GAME RECEIVING STATISTICS



## 12 · PERCY HARVIN · WR

OPPONENT	No	Yds	Avg	Lg	TD
at SD - 9/11	2	7	3.5	5	0
vs TB - 9/18	7	76	10.9	19	0
vs DET - 9/25	3	47	15.7	21	0
at KC - 10/2	5	42	8.4	22	0
vs ARI - 10/9	1	11	11.0	11	0
at CHI - 10/16	7	78	11.1	20	0
vs GB - 10/23	2	15	7.5	9	0
at CAR - 10/30	4	58	14.5	22	0
at GB - 11/14	6	52	8.7	12	0
vs OAK - 11/20	6	73	12.2	26t	1
at ATL - 11/27	8	95	11.9	39t	1
vs DEN - 12/4	8	156	19.5	52t	2
at DET - 12/11	10	69	6.9	16	1
vs NO - 12/18	3	8	2.7	5	0
at WAS - 12/24	5	65	13.0	36	1
vs CHI - 1/1	10	115	11.5	23	0
<b>2011 TOTALS</b>	<b>87</b>	<b>967</b>	<b>11.1</b>	<b>52t</b>	<b>6</b>
<b>CAREER</b>	<b>218</b>	<b>2625</b>	<b>12.0</b>	<b>53t</b>	<b>17</b>

## 84 · MICHAEL JENKINS · WR

OPPONENT	No	Yds	Avg	Lg	TD
at SD - 9/11	3	26	8.7	12	1
vs TB - 9/18	3	29	9.7	16	0
vs DET - 9/25	9	88	9.8	24	0
at KC - 10/2	1	1	1.0	1	1
vs ARI - 10/9	4	32	8.0	12	0
at CHI - 10/16	4	45	11.3	14	0
vs GB - 10/23	3	111	37.0	72	1
at CAR - 10/30	2	30	15.0	24	0
at GB - 11/14	3	49	16.3	22	0
vs OAK - 11/20	4	30	7.5	15	0
at ATL - 11/27	2	25	12.5	18	0
vs DEN - 12/4					INJURED RESERVE
at DET - 12/11					INJURED RESERVE
vs NO - 12/18					INJURED RESERVE
at WAS - 12/24					INJURED RESERVE
vs CHI - 1/1					INJURED RESERVE
<b>2011 TOTALS</b>	<b>38</b>	<b>466</b>	<b>12.3</b>	<b>72</b>	<b>3</b>
<b>CAREER</b>	<b>314</b>	<b>3978</b>	<b>12.7</b>	<b>72</b>	<b>23</b>

## 19 · DEVIN AROMASHODU · WR

OPPONENT	No	Yds	Avg	Lg	TD
at SD - 9/11	0	0	0.0	0	0
vs TB - 9/18	0	0	0	0	0
vs DET - 9/25	1	5	5.0	5	0
at KC - 10/2	1	34	34.0	34	1
vs ARI - 10/9	2	81	40.5	60	0
at CHI - 10/16	0	0	0	0	0
vs GB - 10/23	1	13	13.0	13	0
at CAR - 10/30	2	20	10.0	15	0
at GB - 11/14	0	0	0.0	0	0
vs OAK - 11/20	1	42	42.0	42	0
at ATL - 11/27	1	18	18.0	18	0
vs DEN - 12/4	6	90	15.0	20	0
at DET - 12/11	4	47	11.8	28	0
vs NO - 12/18	2	29	14.5	15	0
at WAS - 12/24	2	36	18.0	23	0
vs CHI - 1/1	3	53	18.0	19	0
<b>2011 TOTALS</b>	<b>26</b>	<b>468</b>	<b>20.2</b>	<b>60</b>	<b>1</b>
<b>CAREER</b>	<b>67</b>	<b>1011</b>	<b>15.1</b>	<b>60</b>	<b>5</b>

## 85 · GREG CAMARILLO · WR

OPPONENT	No	Yds	Avg	Lg	TD
at SD - 9/11	0	0	0.0	0	0
vs TB - 9/18					INACTIVE
vs DET - 9/25					INACTIVE
at KC - 10/2					INACTIVE
vs ARI - 10/9	0	0	0.0	0	0
at CHI - 10/16	1	23	23.0	23	0
vs GB - 10/23	2	35	17.5	19	0
at CAR - 10/30	0	0	0.0	0	0
at GB - 11/14	0	0	0.0	0	0
vs OAK - 11/20	1	4	4.0	4	0
at ATL - 11/27	0	0	0.0	0	0
vs DEN - 12/4	0	0	0.0	0	0
at DET - 12/11	2	31	15.5	17	0
vs NO - 12/18	1	5	5.0	5	0
at WAS - 12/24	1	14	14.0	14	0
vs CHI - 1/1	1	9	9.0	9	0
<b>2011 TOTALS</b>	<b>9</b>	<b>121</b>	<b>13.4</b>	<b>23</b>	<b>0</b>
<b>CAREER</b>	<b>142</b>	<b>1686</b>	<b>11.9</b>	<b>64t</b>	<b>5</b>

## 81 · VISANTHE SHIANCOE · TE

OPPONENT	No	Yds	Avg	Lg	TD
at SD - 9/11	0	0	0.0	0	0
vs TB - 9/18	3	28	9.3	15	0
vs DET - 9/25	1	8	8.0	8	1
at KC - 10/2	6	58	9.7	15	0
vs ARI - 10/9	1	20	20.0	20	0
at CHI - 10/16	5	45	9.0	11	0
vs GB - 10/23	4	45	11.3	22	1
at CAR - 10/30	3	37	12.3	13	0
at GB - 11/14	1	33	33.0	33	0
vs OAK - 11/20	2	42	21.0	37	0
at ATL - 11/27	3	24	8.0	14	0
vs DEN - 12/4	4	36	9.0	12	0
at DET - 12/11	3	33	11.0	18	1
vs NO - 12/18	0	0	0.0	0	0
at WAS - 12/24	0	0	0.0	0	0
vs CHI - 1/1	0	0	0.0	0	0
<b>2011 TOTALS</b>	<b>36</b>	<b>409</b>	<b>11.4</b>	<b>37</b>	<b>3</b>
<b>CAREER</b>	<b>243</b>	<b>2678</b>	<b>11.0</b>	<b>79</b>	<b>27</b>

## 28 · ADRIAN PETERSON · RB

OPPONENT	No	Yds	Avg	Lg	TD
at SD - 9/11	2	6	3.0	4	0
vs TB - 9/18	2	21	10.5	10	0
vs DET - 9/25	4	19	4.8	7	0
at KC - 10/2	1	3	3.0	3	0
vs ARI - 10/9	0	0	0.0	0	0
at CHI - 10/16	1	0	0.0	0	0
vs GB - 10/23	1	0	0.0	0	0
at CAR - 10/30	5	76	15.2	22	1
at GB - 11/14	0	0	0.0	0	0
vs OAK - 11/20	0	0	0.0	0	0
at ATL - 11/27					INACTIVE
vs DEN - 12/4					INACTIVE
at DET - 12/11					INACTIVE
vs NO - 12/18	0	0	0.0	0	0
at WAS - 12/24	2	14	7.0	9	0
vs CHI - 1/1					INJURED RESERVE
<b>2011 TOTALS</b>	<b>18</b>	<b>139</b>	<b>7.7</b>	<b>22</b>	<b>1</b>
<b>CAREER</b>	<b>137</b>	<b>1309</b>	<b>9.6</b>	<b>63</b>	<b>3</b>

## 40 · JIM KLEINSASSER · TE

OPPONENT	No	Yds	Avg	Lg	TD
at SD - 9/11	0	0	0.0	0	0
vs TB - 9/18	0	0	0.0	0	0
vs DET - 9/25	0	0	0.0	0	0
at KC - 10/2	0	0	0.0	0	0
vs ARI - 10/9	0	0	0.0	0	0
at CHI - 10/16	1	4	4.0	4	0
vs GB - 10/23	0	0	0.0	0	0
at CAR - 10/30	0	0	0.0	0	0
at GB - 11/14	0	0	0.0	0	0
vs OAK - 11/20	0	0	0.0	0	0
at ATL - 11/27	0	0	0.0	0	0
vs DEN - 12/4	0	0	0.0	0	0
at DET - 12/11	0	0	0.0	0	0
vs NO - 12/18	0	0	0.0	0	0
at WAS - 12/24	0	0	0.0	0	0
vs CHI - 1/1	0	0	0.0	0	0
<b>2011 TOTALS</b>	<b>1</b>	<b>4</b>	<b>4.0</b>	<b>4</b>	<b>0</b>
<b>CAREER</b>	<b>192</b>	<b>1688</b>	<b>8.8</b>	<b>39</b>	<b>6</b>

## 82 · KYLE RUDOLPH · TE

OPPONENT	No	Yds	Avg	Lg	TD
at SD - 9/11	0	0	0.0	0	0
vs TB - 9/18	1	15	15	15	0
vs DET - 9/25	3	39	13.0	20	0
at KC - 10/2	3	44	14.7	41	0
vs ARI - 10/9	0	0	0.0	0	0
at CHI - 10/16	2	20	10.0	18	0
vs GB - 10/23	0	0	0	0	0
at CAR - 10/30	2	15	7.5	13	0
at GB - 11/14	3	37	12.3	21	0
vs OAK - 11/20	3	7	2.3	4	1
at ATL - 11/27					INACTIVE
vs DEN - 12/4	1	19	19.0	19t	1
at DET - 12/11	1	0	0.0	0	0
vs NO - 12/18	2	15	7.5	8	0
at WAS - 12/24	2	23	11.5	17t	1
vs CHI - 1/1	3	15	5.0	9	0
<b>2011 TOTALS</b>	<b>26</b>	<b>249</b>	<b>9.6</b>	<b>41</b>	<b>3</b>
<b>CAREER</b>	<b>26</b>	<b>249</b>	<b>9.6</b>	<b>41</b>	<b>3</b>

## 32 · TOBY GERHART · RB

OPPONENT	No	Yds	Avg	Lg	TD
at SD - 9/11	0	0	0.0	0	0
vs TB - 9/18	1	42	42.0	42	0
vs DET - 9/25	1	5	5.0	5	0
at KC - 10/2	0	0	0.0	0	0
vs ARI - 10/9	0	0	0.0	0	0
at CHI - 10/16	2	7	3.5	4	0
vs GB - 10/23	0	0	0.0	0	0
at CAR - 10/30	0	0	0.0	0	0
at GB - 11/14	0	0	0.0	0	0
vs OAK - 11/20	1	7	7.0	7	0
at ATL - 11/27	2	19	9.5	11	0
vs DEN - 12/4	8	42	5.3	14	0
at DET - 12/11	3	19	6.3	9	1
vs NO - 12/18	4	46	11.5	16t	2
at WAS - 12/24	0	0	0.0	0	0
vs CHI - 1/1	1	3	3.0	3	0
<b>2011 TOTALS</b>	<b>23</b>	<b>190</b>	<b>8.3</b>	<b>42</b>	<b>3</b>
<b>CAREER</b>	<b>44</b>	<b>357</b>	<b>8.1</b>	<b>42</b>	<b>3</b>

# GAME-BY-GAME RECEIVING STATISTICS



## 27 · LORENZO BOOKER · RB

OPPONENT	No	Yds	Avg	Lg	TD
at SD - 9/11	0	0	0.0	0	0
vs TB - 9/18	0	0	0.0	0	0
vs DET - 9/25	0	0	0.0	0	0
at KC - 10/2	0	0	0.0	0	0
vs ARI - 10/9	1	25	12.5	15	0
at CHI - 10/16	0	0	0.0	0	0
vs GB - 10/23	0	0	0.0	0	0
at CAR - 10/30	INACTIVE				
at GB - 11/14	1	9	9.0	9	0
vs OAK - 11/20	0	0	0.0	0	0
at ATL - 11/27	0	0	0.0	0	0
vs DEN - 12/4	1	8	8.0	8	0
at DET - 12/11	0	0	0.0	0	0
vs NO - 12/18	1	7	7.0	7	0
at WAS - 12/24	0	0	0.0	0	0
vs CHI - 1/1	3	33	11.0	13	0
<b>2011 TOTALS</b>	<b>7</b>	<b>82</b>	<b>11.7</b>	<b>15</b>	<b>0</b>
<b>CAREER</b>	<b>46</b>	<b>362</b>	<b>7.9</b>	<b>22</b>	<b>0</b>

## 11 · STEPHEN BURTON · WR

OPPONENT	No	Yds	Avg	Lg	TD
vs DEN - 12/4	2	38	19.0	21	0
at DET - 12/11	INJURED RESERVE				
vs NO - 12/18	INJURED RESERVE				
at WAS - 12/24	INJURED RESERVE				
vs CHI - 1/1	INJURED RESERVE				
<b>2011 TOTALS</b>	<b>2</b>	<b>38</b>	<b>19.0</b>	<b>21</b>	<b>0</b>
<b>CAREER</b>	<b>2</b>	<b>38</b>	<b>19.0</b>	<b>21</b>	<b>0</b>

## 44 · RYAN D'IMPERIO · FB

OPPONENT	No	Yds	Avg	Lg	TD
at GB - 11/14	1	1	1.0	1	0
vs OAK - 11/20	1	6	6.0	6	0
at ATL - 11/27	0	0	0.0	0	0
vs DEN - 12/4	0	0	0.0	0	0
at DET - 12/11	0	0	0.0	0	0
vs NO - 12/18	0	0	0.0	0	0
at WAS - 12/24	0	0	0.0	0	0
vs CHI - 1/1	0	0	0.0	0	0
<b>2011 TOTALS</b>	<b>2</b>	<b>7</b>	<b>3.5</b>	<b>6</b>	<b>0</b>
<b>CAREER</b>	<b>2</b>	<b>7</b>	<b>3.5</b>	<b>6</b>	<b>0</b>

## 14 · JOE WEBB · QB

OPPONENT	No	Yds	Avg	Lg	TD
at GB - 11/14	1	9	9.0	9	0
<b>2011 TOTALS</b>	<b>1</b>	<b>9</b>	<b>9.0</b>	<b>9</b>	<b>0</b>
<b>CAREER</b>	<b>1</b>	<b>9</b>	<b>9.0</b>	<b>9</b>	<b>0</b>

## 16 · EMMANUEL ARCENEUX · WR

OPPONENT	No	Yds	Avg	Lg	TD
at NO - 12/18	1	10	10.0	10	0
<b>2011 TOTALS</b>	<b>1</b>	<b>10</b>	<b>10.0</b>	<b>10</b>	<b>0</b>
<b>CAREER</b>	<b>1</b>	<b>10</b>	<b>10.0</b>	<b>10</b>	<b>0</b>

## 87 · BERNARD BERRIAN · WR

OPPONENT	No	Yds	Avg	Lg	TD
at SD - 9/11	0	0	0.0	0	0
vs TB - 9/18	1	17	17.0	17	0
vs DET - 9/25	0	0	0.0	0	0
at KC - 10/2	1	20	20.0	20	0
vs ARI - 10/9	INACTIVE				
at CHI - 10/16	5	54	10.8	30	0
vs GB - 10/23	INACTIVE				
<b>2011 TOTALS</b>	<b>7</b>	<b>91</b>	<b>17.0</b>	<b>30</b>	<b>0</b>
<b>CAREER</b>	<b>288</b>	<b>4117</b>	<b>14.3</b>	<b>99t</b>	<b>24</b>



# GAME-BY-GAME SPECIAL TEAMS STATISTICS



## KICK RETURNS

### 12 · PERCY HARVIN · WR

OPPONENT	No	Yds	Avg	FC	Lg	TD
at SD - 9/11	1	103	103.0	0	103	1
vs TB - 9/18	1	2	2.0	0	2	0
vs DET - 9/25	2	47	23.5	0	25	0
at KC - 10/2	1	25	25.0	0	25	0
vs ARI - 10/9	0	0	0.0	0	0	0
at CHI - 10/16	2	48	24.0	0	25	0
vs GB - 10/23	2	55	27.5	0	28	0
at CAR - 10/30	0	0	0.0	0	0	0
at GB - 11/14	0	0	0.0	0	0	0
vs OAK - 11/20	1	14	14.0	0	14	0
at ATL - 11/27	1	104	104	0	104	0
vs DEN - 12/4	0	0	0.0	0	0	0
at DET - 12/11	1	47	47.0	0	47	0
vs NO - 12/18	1	28	28	0	28	0
at WAS - 12/24	3	47	15.7	0	23	0
vs CHI - 1/1	0	0	0.0	0	0	0
<b>2011 TOTALS</b>	<b>16</b>	<b>520</b>	<b>32.5</b>	<b>0</b>	<b>104</b>	<b>1</b>
<b>CAREER</b>	<b>98</b>	<b>2609</b>	<b>26.6</b>	<b>0</b>	<b>104</b>	<b>4</b>

### 27 · LORENZO BOOKER · RB

OPPONENT	No	Yds	Avg	FC	Lg	TD
at SD - 9/11	1	20	20.0	0	20	0
vs TB - 9/18	1	15	15.0	0	15	0
vs DET - 9/25	3	113	37.7	0	68	0
at KC - 10/2	1	30	30.0	0	30	0
vs ARI - 10/9	2	43	21.5	0	28	0
at CHI - 10/16	4	98	24.5	0	30	0
vs GB - 10/23	1	21	21.0	0	21	0
at CAR - 10/30	INACTIVE					
at GB - 11/14	3	50	16.7	0	27	0
vs OAK - 11/20	3	60	20.0	0	28	0
<b>2011 TOTALS</b>	<b>19</b>	<b>450</b>	<b>23.7</b>	<b>0</b>	<b>68</b>	<b>0</b>
<b>CAREER</b>	<b>37</b>	<b>650</b>	<b>17.6</b>	<b>0</b>	<b>68</b>	<b>0</b>

### 35 · MARCUS SHERELS · CB

OPPONENT	No	Yds	Avg	FC	Lg	TD
at CAR - 10/30	1	78	78.0	0	78	0
at OAK - 11/20	1	35	35.0	0	35	0
at ATL - 11/27	2	49	24.5	0	34	0
vs DEN - 12/4	5	111	22.2	0	30	0
at DET - 12/11	1	16	16.0	0	16	0
at WAS - 12/24	4	98	24.5	0	30	0
vs CHI - 1/1	2	58	29.0	0	30	0
<b>2011 TOTALS</b>	<b>16</b>	<b>445</b>	<b>27.8</b>	<b>0</b>	<b>78</b>	<b>0</b>

### 97 · EVERSON GRIFFEN · DE

OPPONENT	No	Yds	Avg	FC	Lg	TD
at SD - 9/11	1	7	7.0	0	7	0
<b>2011 TOTALS</b>	<b>1</b>	<b>7</b>	<b>7.0</b>	<b>0</b>	<b>0</b>	<b>0</b>

### 44 · RYAN D'IMPERIO · FB

OPPONENT	No	Yds	Avg	FC	Lg	TD
at GB - 11/14	1	6	6.0	0	6	0
<b>2011 TOTALS</b>	<b>1</b>	<b>6</b>	<b>6.0</b>	<b>0</b>	<b>6</b>	<b>0</b>

## PUNT RETURNS

### 35 · MARCUS SHERELS · CB

OPPONENT	No	Yds	Avg	FC	Lg	TD
at SD - 9/11	2	17	8.5	1	15	0
vs TB - 9/18	2	3	2	2	2	0
vs DET - 9/25	4	90	22.5	3	53	0
at KC - 10/2	1	12	12.0	1	12	0
vs ARI - 10/9	2	45	22.5	1	23	0
at CHI - 10/16	1	0	0.0	1	0	0
vs GB - 10/23	2	12	6.0	0	10	0
at CAR - 10/30	3	2	0.7	0	9	0
at GB - 11/14	2	13	6.5	0	8	0
vs OAK - 11/20	5	38	7.6	0	15	0
at ATL - 11/27	3	5	1.7	0	7	0
vs DEN - 12/4	3	14	4.7	2	11	0
at DET - 12/11	2	22	11.0	2	12	0
vs NO - 12/18	0	0	0.0	1	0	0
at WAS - 12/24	1	4	4.0	1	4	0
vs CHI - 1/1	0	0	0.0	5	0	0
<b>2011 TOTALS</b>	<b>33</b>	<b>277</b>	<b>8.4</b>	<b>20</b>	<b>53</b>	<b>0</b>
<b>CAREER</b>	<b>33</b>	<b>277</b>	<b>8.4</b>	<b>20</b>	<b>53</b>	<b>0</b>

# GAME-BY-GAME SPECIAL TEAMS STATISTICS



## 4 • CHRIS KLUWE • P

OPPONENT	No	Yds	Avg	Ret.	Ret. Yds.	Net Yds.	Net Avg.	TB	I20	LG	BL
at SD - 9/11	6	289	48.2	5	38	251	41.8	0	3	56	0
vs TB - 9/18	4	165	41.3	2	27	138	34.5	0	1	52	0
vs DET - 9/25	6	267	44.5	4	37	230	38.3	0	1	54	0
at KC - 10/2	4	213	53	3	71	142	30.5	1	0	58	0
vs ARI - 10/9	4	190	47.5	0	0	190	47.5	0	2	51	0
at CHI - 10/16	5	186	37	1	27	159	31.8	0	0	55	0
vs GB - 10/23	4	161	40	2	42	119	29.8	0	1	49	0
at CAR - 10/30	4	179	44.8	3	19	160	40.0	0	1	53	0
at GB - 11/14	6	263	43.8	4	80	183	30.5	0	3	53	0
vs OAK - 11/20	3	133	44.3	2	34	99	33.0	0	2	50	0
at ATL - 11/27	7	331	47.3	5	54	277	39.6	0	1	51	0
vs DEN - 12/4	6	297	49.5	4	132	165	44.2	1	1	60	0
at DET - 12/11	2	97	48.5	1	28	69	24.5	1	0	53	0
vs NO - 12/18	7	337	48.1	3	45	292	41.7	0	3	59	0
at WAS - 12/24	3	133	44.3	3	14	119	39.7	0	1	49	0
vs CHI - 1/1	6	276	46.0	2	4	272	45.3	0	2	52	0
<b>2011 TOTALS</b>	<b>77</b>	<b>3,517</b>	<b>45.7</b>	<b>44</b>	<b>652</b>	<b>2,865</b>	<b>38.0</b>	<b>3</b>	<b>22</b>	<b>60</b>	<b>0</b>
<b>CAREER</b>	<b>551</b>	<b>24,446</b>	<b>44.4</b>	<b>285</b>	<b>3,172</b>	<b>20,294</b>	<b>36.8</b>	<b>52</b>	<b>180</b>	<b>70</b>	<b>1</b>

## 8 • RYAN LONGWELL • K

OPPONENT	1-19		20-29		30-39		40-49		50+		FGs		FG Pct	PATs	
	M	A	M	A	M	A	M	A	M	A	M	A	M	A	
at SD - 9/11					1	1					1	1	100.0%	2	2
vs TB - 9/18			2	2							2	2	100.0%	2	2
vs DET - 9/25					1	1	2	2			3	3	100.0%	2	2
at KC - 10/2					1	1					1	1	100.0%	2	2
vs ARI - 10/9			1	1			0	1	1	1	2	3	66.6%	4	4
at CHI - 10/16					1	2					1	2	50.0%	1	1
vs GB - 10/23							1	1	1	1	2	2	100.0%	3	3
at CAR - 10/30					1	1	0	1			1	2	50.0%	3	3
at GB - 11/14									0	1	0	1	0.0%	1	1
vs OAK - 11/20											0	0	0.0%	3	3
at ATL - 11/27											0	0	0.0%	2	2
vs DEN - 12/4			1	1	1	1	1	1			3	3	100.0%	3	3
at DET - 12/11											0	0	0.0%	4	4
vs NO - 12/18							2	2			2	2	100.0%	2	2
at WAS - 12/24			1	1	1	1	0	1			2	3	66.6%	3	4
vs CHI - 1/1			2	2			0	1			2	3	66.6%	1	1
<b>2011 TOTALS</b>	<b>0</b>	<b>0</b>	<b>7</b>	<b>7</b>	<b>7</b>	<b>8</b>	<b>6</b>	<b>10</b>	<b>2</b>	<b>3</b>	<b>22</b>	<b>28</b>	<b>78.6%</b>	<b>38</b>	<b>39</b>
<b>CAREER</b>	<b>9</b>	<b>9</b>	<b>103</b>	<b>108</b>	<b>128</b>	<b>146</b>	<b>97</b>	<b>132</b>	<b>24</b>	<b>39</b>	<b>361</b>	<b>434</b>	<b>83.2%</b>	<b>604</b>	<b>613</b>

# GAME-BY-GAME DEFENSIVE STATISTICS



## 69 - JARED ALLEN - DE

OPPONENT	U	A	T	TFL	SK	QH	FF	FR	INT	PD
at SD - 9/11	4	3	7	0.0	0.5	3	0	0	1	0
vs TB - 9/18	5	1	6	1.0	1.0	6	0	0	0	0
vs DET - 9/25	7	0	7	3.0	3.0	2	1	0	0	1
at KC - 10/2	2	0	2	1.0	2.0	0	0	0	0	0
vs ARI - 10/9	5	0	5	2.0	2.0	5	0	1	0	1
at CHI - 10/16	3	2	5	2.0	1.0	3	1	1	0	0
vs GB - 10/23	5	2	7	3.0	2.0	2	0	0	0	0
at CAR - 10/30	5	0	5	1.0	1.0	2	1	1	0	1
at GB - 11/14	6	1	7	3.0	1.0	1	0	0	0	0
vs OAK - 11/20	1	1	2	0.0	0.0	0	0	0	0	0
at ATL - 11/27	3	0	3	0.0	0.0	2	0	0	0	0
vs DEN - 12/4	5	2	7	2.0	1.0	3	1	1	0	0
at DET - 12/11	4	2	6	3.0	3.0	1	0	0	0	0
vs NO - 12/18	2	3	5	0.0	0.0	4	0	0	0	0
at WAS - 12/24	3	2	5	1.0	1.0	8	0	0	0	0
vs CHI - 1/1	6	1	7	3.0	3.5	3	0	0	0	0
<b>2011 TOTALS</b>	<b>66</b>	<b>20</b>	<b>86</b>	<b>25.0</b>	<b>22.0</b>	<b>45</b>	<b>4</b>	<b>4</b>	<b>1</b>	<b>3</b>
<b>CAREER</b>	<b>443</b>	<b>131</b>	<b>574</b>	<b>55.0</b>	<b>105.0</b>	<b>313</b>	<b>29</b>	<b>16</b>	<b>5</b>	<b>41</b>

## 96 - BRIAN ROBISON - DE

OPPONENT	U	A	T	TFL	SK	QH	FF	FR	INT	PD
at SD - 9/11	4	2	6	1.0	0.5	1	0	0	0	1
vs TB - 9/18	0	1	1	0.0	0.0	6	0	0	0	0
vs DET - 9/25	3	1	4	2.0	2.0	3	0	0	0	0
at KC - 10/2	1	0	1	0.0	0.0	2	0	0	0	0
vs ARI - 10/9	4	1	5	2.0	2.0	4	1	0	0	0
at CHI - 10/16	1	1	2	1.0	0.0	4	0	0	0	0
vs GB - 10/23	2	1	3	1.0	0.0	1	0	0	0	0
at CAR - 10/30	0	3	3	0.0	0.0	2	0	0	0	0
at GB - 11/14	1	1	2	0.0	0.0	0	0	0	0	0
vs OAK - 11/20	3	1	4	1.0	1.0	2	0	1	0	0
at ATL - 11/27	4	2	6	1.0	0.0	3	0	0	0	0
vs DEN - 12/4	2	2	4	0.0	0.0	0	0	0	0	0
at DET - 12/11	1	1	2	1.0	0.5	4	0	0	0	0
vs NO - 12/18	2	2	4	0.0	0.0	0	0	0	0	0
at WAS - 12/24	2	2	4	0.0	1.0	2	1	1	0	0
vs CHI - 1/1	3	0	3	0.0	1.0	6	1	0	0	0
<b>2011 TOTALS</b>	<b>33</b>	<b>21</b>	<b>54</b>	<b>10.0</b>	<b>8.0</b>	<b>40</b>	<b>3</b>	<b>2</b>	<b>0</b>	<b>1</b>
<b>CAREER</b>	<b>84</b>	<b>45</b>	<b>129</b>	<b>23.0</b>	<b>21.5</b>	<b>101</b>	<b>5</b>	<b>4</b>	<b>0</b>	<b>3</b>

## 99 - CHRISTIAN BALLARD - DT

OPPONENT	U	A	T	TFL	SK	QH	FF	FR	INT	PD
at SD - 9/11	0	0	0	0.0	0.0	1	0	0	0	0
vs TB - 9/18	0	0	0	0.0	0.0	0	0	0	0	0
vs DET - 9/25	0	0	0	0.0	0.0	0	0	0	0	0
at KC - 10/2	0	0	0	0.0	0.0	0	0	0	0	0
vs ARI - 10/9	0	1	1	0.0	0.0	1	0	0	0	0
at CHI - 10/16	1	0	1	0.0	0.0	1	0	0	0	0
vs GB - 10/23	0	0	0	0.0	0.0	1	0	0	0	0
at CAR - 10/30	0	0	0	0.0	0.0	0	0	0	0	0
at GB - 11/14	2	1	3	1.0	0.0	0	0	0	0	0
vs OAK - 11/20	1	1	2	1.0	0.0	0	1	0	0	0
at ATL - 11/27	0	1	1	0.0	0.0	3	0	0	0	0
vs DEN - 12/4	1	2	3	0.0	0.0	1	0	0	0	0
at DET - 12/11	0	0	0	0.0	0.0	0	0	0	0	0
vs NO - 12/18	0	0	0	0.0	0.0	0	0	0	0	0
at WAS - 12/24	0	0	0	0.0	0.0	0	0	0	0	0
vs CHI - 1/1	1	0	1	1.0	0.0	0	0	0	0	0
<b>2011 TOTALS</b>	<b>6</b>	<b>6</b>	<b>12</b>	<b>3.0</b>	<b>0.0</b>	<b>8</b>	<b>1</b>	<b>0</b>	<b>0</b>	<b>0</b>
<b>CAREER</b>	<b>6</b>	<b>6</b>	<b>12</b>	<b>3.0</b>	<b>0.0</b>	<b>8</b>	<b>1</b>	<b>0</b>	<b>0</b>	<b>0</b>

## 97 - EVERSON GRIFFEN - DE

OPPONENT	U	A	T	TFL	SK	QH	FF	FR	INT	PD
at SD - 9/11	0	0	0	0.0	0.0	0	0	0	0	0
vs TB - 9/18	1	0	1	1.0	1.0	0	0	0	0	0
vs DET - 9/25	1	0	1	0.0	0.0	2	0	0	0	0
at KC - 10/2	1	0	1	1.0	1.0	1	0	0	0	0
vs ARI - 10/9	0	1	1	0.0	0.0	0	0	0	0	1
at CHI - 10/16	0	0	0	0.0	0.0	1	0	0	0	0
vs GB - 10/23	2	0	2	1.0	1.0	2	0	0	0	0
at CAR - 10/30	0	0	0	0.0	0.0	1	0	0	0	0
at GB - 11/14	0	1	1	0.0	0.0	0	0	0	0	0
vs OAK - 11/20	2	1	3	0.0	0.0	1	0	0	0	0
at ATL - 11/27	1	0	1	1.0	1.0	0	0	0	0	0
vs DEN - 12/4	1	0	1	0.0	0.0	0	0	0	0	0
at DET - 12/11	2	0	2	0.0	0.0	0	0	0	0	0
vs NO - 12/18	1	0	1	0.0	0.0	0	0	1	0	1
at WAS - 12/24	0	0	0	0.0	0.0	0	0	0	0	0
vs CHI - 1/1	0	0	0	0.0	0.0	0	0	0	0	0
<b>2011 TOTALS</b>	<b>12</b>	<b>3</b>	<b>15</b>	<b>4.0</b>	<b>4.0</b>	<b>8</b>	<b>0</b>	<b>1</b>	<b>0</b>	<b>2</b>
<b>CAREER</b>	<b>17</b>	<b>5</b>	<b>22</b>	<b>4.0</b>	<b>4.0</b>	<b>13</b>	<b>0</b>	<b>1</b>	<b>0</b>	<b>2</b>

## 92 - REMI AYODELE - DT

OPPONENT	U	A	T	TFL	SK	QH	FF	FR	INT	PD
at SD - 9/11	0	1	1	0.0	0.0	0	0	0	0	0
vs TB - 9/18	1	1	2	0.0	0.0	0	0	0	0	0
vs DET - 9/25	0	0	0	0.0	0.0	0	0	0	0	0
at KC - 10/2	1	1	2	0.0	0.0	1	0	0	0	0
vs ARI - 10/9	1	1	2	0.0	0.0	0	0	0	0	0
at CHI - 10/16	1	0	1	0.0	0.0	0	0	0	0	0
vs GB - 10/23	0	0	0	0.0	0.0	0	0	0	0	0
at CAR - 10/30	0	1	1	0.0	0.0	1	0	0	0	0
at GB - 11/14	1	0	1	0.0	0.0	0	0	0	0	0
vs OAK - 11/20	0	1	1	0.0	0.0	0	0	0	0	0
at ATL - 11/27	1	0	1	0.0	0.0	0	0	0	0	0
vs DEN - 12/4	3	3	6	1.0	1.0	0	0	0	0	0
at DET - 12/11	0	1	1	0.0	0.5	0	0	0	0	0
vs NO - 12/18	1	0	1	0.0	0.0	0	0	0	0	0
at WAS - 12/24	0	1	1	0.0	0.0	0	0	0	0	0
vs CHI - 1/1	1	0	1	0.0	0.0	0	0	0	0	0
<b>2011 TOTALS</b>	<b>11</b>	<b>11</b>	<b>22</b>	<b>1.0</b>	<b>1.5</b>	<b>2</b>	<b>0</b>	<b>0</b>	<b>0</b>	<b>0</b>
<b>CAREER</b>	<b>60</b>	<b>95</b>	<b>155</b>	<b>1.0</b>	<b>4.0</b>	<b>2</b>	<b>2</b>	<b>1</b>	<b>0</b>	<b>2</b>

## 91 - D'AUNDRE REED - DE

OPPONENT	U	A	T	TFL	SK	QH	FF	FR	INT	PD	
at SD - 9/11	INACTIVE										
vs TB - 9/18	INACTIVE										
vs DET - 9/25	INACTIVE										
at KC - 10/2	INACTIVE										
vs ARI - 10/9	INACTIVE										
at CHI - 10/16	INACTIVE										
vs GB - 10/23	INACTIVE										
at CAR - 10/30	INACTIVE										
at GB - 11/14	INACTIVE										
vs OAK - 11/20	INACTIVE										
at ATL - 11/27	INACTIVE										
vs DEN - 12/4	INACTIVE										
at DET - 12/11	INACTIVE										
vs NO - 12/18	INACTIVE										
at WAS - 12/24	INACTIVE										
vs CHI - 1/1	INACTIVE										
<b>2011 TOTALS</b>	<b>0</b>	<b>0</b>	<b>0</b>	<b>0.0</b>	<b>0.0</b>	<b>0</b>	<b>0</b>	<b>0</b>	<b>0</b>	<b>0</b>	
<b>CAREER</b>	<b>0</b>	<b>0</b>	<b>0</b>	<b>0.0</b>	<b>0.0</b>	<b>0</b>	<b>0</b>	<b>0</b>	<b>0</b>	<b>0</b>	

## 98 - LETROY GUION - DT

OPPONENT	U	A	T	TFL	SK	QH	FF	FR	INT	PD
at SD - 9/11	2	4	6	0.0	0.0	2	0	0	0	0
vs TB - 9/18	0	0	0	0.0	0.0	1	0	0	0	0
vs DET - 9/25	0	0	0	0.0	0.0	2	0	0	0	0
at KC - 10/2	2	0	2	1.0	0.0	1	0	0	0	0
vs ARI - 10/9	0	0	0	0.0	0.0	1	0	0	0	0
at CHI - 10/16	1	0	1	0.0	0.0	0	0	0	0	0
vs GB - 10/23	0	1	1	0.0	0.0	0	0	0	0	0
at CAR - 10/30	0	0	0	0.0	0.0	0	0	0	0	0
at GB - 11/14	1	0	1	0.0	0.0	0	0	0	0	0
vs OAK - 11/20	0	2	2	0.0	0.0	0	0	0	0	0
at ATL - 11/27	2	1	3	2.0	0.0	0	0	0	0	0
vs DEN - 12/4	0	2	2	0.0	0.0	1	0	0	0	0
at DET - 12/11	3	0	3	0.0	0.0	0	0	0	0	0
vs NO - 12/18	2	2	4	0.0	0.0	1	0	0	0	0
at WAS - 12/24	3	0	3	0.0	0.0	1	0	0	0	0
vs CHI - 1/1	4	3	7	1.0	0.0	3	0	1	0	0
<b>2011 TOTALS</b>	<b>20</b>	<b>15</b>	<b>35</b>	<b>4.0</b>	<b>0.0</b>	<b>13</b>	<b>0</b>	<b>1</b>	<b>0</b>	<b>0</b>
<b>CAREER</b>	<b>33</b>	<b>24</b>	<b>57</b>	<b>7.0</b>	<b>2.0</b>	<b>28</b>	<b>1</b>	<b>1</b>	<b>0</b>	<b>0</b>

## 57 - XAVIER ADIBI - LB

OPPONENT	U	A	T	TFL	SK	QH	FF	FR	INT	PD	
at SD - 9/11	INACTIVE										
vs TB - 9/18	0	0	0	0.0	0.0	0	0	0	0	0	
vs DET - 9/25	INACTIVE										
at KC - 10/2	INACTIVE										
vs ARI - 10/9	INACTIVE										
at CHI - 10/16	INACTIVE										
vs GB - 1											

# GAME-BY-GAME DEFENSIVE STATISTICS



## 55 - KENNY ONATOLU - LB

OPPONENT	U	A	T	TFL	SK	QH	FF	FR	INT	PD
at SD - 9/11	0	0	0	0.0	0.0	0	0	0	0	0
vs TB - 9/18	0	0	0	0.0	0.0	0	0	0	0	0
vs DET - 9/25	0	0	0	0.0	0.0	0	0	0	0	0
at KC - 10/2	0	0	0	0.0	0.0	0	0	0	0	0
vs ARI - 10/9	0	0	0	0.0	0.0	0	0	0	0	0
at CHI - 10/16	0	0	0	0.0	0.0	0	0	0	0	0
vs GB - 10/23	0	0	0	0.0	0.0	0	0	0	0	0
at CAR - 10/30	0	0	0	0.0	0.0	0	0	0	0	0
at GB - 11/14	1	0	1	0.0	0.0	0	0	0	0	0
vs OAK - 11/20	3	1	4	0.0	0.0	1	0	0	0	0
at ATL - 11/27	0	0	0	0.0	0.0	0	0	0	0	0
vs DEN - 12/4	0	0	0	0.0	0.0	0	0	0	0	0
at DET - 12/11	0	0	0	0.0	0.0	0	0	0	0	0
vs NO - 12/18	0	0	0	0.0	0.0	0	0	0	0	0
at WAS - 12/24	0	0	0	0.0	0.0	0	0	0	0	0
vs CHI - 1/1	0	0	0	0.0	0.0	0	0	0	0	0
<b>2011 TOTALS</b>	<b>4</b>	<b>1</b>	<b>5</b>	<b>0.0</b>	<b>0.0</b>	<b>1</b>	<b>0</b>	<b>0</b>	<b>0</b>	<b>0</b>
<b>CAREER</b>	<b>6</b>	<b>1</b>	<b>7</b>	<b>0.0</b>	<b>0.0</b>	<b>1</b>	<b>0</b>	<b>0</b>	<b>0</b>	<b>0</b>

## 50 - ERIN HENDERSON - LB

OPPONENT	U	A	T	TFL	SK	QH	FF	FR	INT	PD	
at SD - 9/11	5	2	7	3.0	1.0	0	0	0	0	0	
vs TB - 9/18	1	2	3	0.0	0.0	0	0	0	0	0	
vs DET - 9/25	1	0	1	0.0	0.0	0	0	0	0	0	
at KC - 10/2	6	3	9	1.0	0.0	0	0	0	0	1	
vs ARI - 10/9	8	3	11	1.0	0.0	1	0	0	0	0	
at CHI - 10/16	5	5	10	0.0	0.0	0	1	0	0	0	
vs GB - 10/23	6	4	10	0.0	0.0	0	0	0	0	0	
at CAR - 10/30	6	3	9	1.0	0.0	0	0	0	0	1	
at GB - 11/14	1	0	1	0.0	0.0	0	0	0	0	0	
vs OAK - 11/20	INACTIVE										
at ATL - 11/27	1	2	3	1.0	0.0	0	0	0	0	0	
vs DEN - 12/4	5	3	8	0.0	0.0	0	0	0	0	0	
at DET - 12/11	3	2	5	0.0	0.0	1	0	0	0	0	
vs NO - 12/18	5	3	8	0.0	0.0	0	0	0	0	0	
at WAS - 12/24	1	1	2	0.0	0.0	0	0	0	0	0	
vs CHI - 1/1	2	2	4	1.0	0.5	0	1	0	0	0	
<b>2011 TOTALS</b>	<b>56</b>	<b>35</b>	<b>91</b>	<b>8.0</b>	<b>1.5</b>	<b>2</b>	<b>2</b>	<b>0</b>	<b>0</b>	<b>2</b>	
<b>CAREER</b>	<b>60</b>	<b>36</b>	<b>96</b>	<b>8.0</b>	<b>1.5</b>	<b>2</b>	<b>3</b>	<b>1</b>	<b>0</b>	<b>2</b>	

## 31 - CHRIS COOK - CB

OPPONENT	U	A	T	TFL	SK	QH	FF	FR	INT	PD	
at SD - 9/11	2	1	3	0.0	0.0	0	0	0	0	2	
vs TB - 9/18	0	1	1	0.0	0.0	0	0	0	0	0	
vs DET - 9/25	3	1	4	1.0	0.0	0	0	0	0	2	
at KC - 10/2	3	0	3	0.0	0.0	0	0	0	0	0	
vs ARI - 10/9	4	2	6	0.0	0.0	0	0	0	0	2	
at CHI - 10/16	2	0	2	0.0	0.0	0	0	0	0	1	
vs GB - 10/23	INACTIVE										
at CAR - 10/30	SUSPENDED										
at GB - 11/14	INACTIVE										
vs OAK - 11/20	INACTIVE										
at ATL - 11/27	INACTIVE										
vs DEN - 12/4	INACTIVE										
at DET - 12/11	INACTIVE										
vs NO - 12/18	INACTIVE										
at WAS - 12/24	INACTIVE										
vs CHI - 1/1	INACTIVE										
<b>2011 TOTALS</b>	<b>14</b>	<b>5</b>	<b>19</b>	<b>1.0</b>	<b>0.0</b>	<b>0</b>	<b>0</b>	<b>0</b>	<b>0</b>	<b>7</b>	
<b>CAREER</b>	<b>34</b>	<b>9</b>	<b>43</b>	<b>1</b>	<b>0</b>	<b>0</b>	<b>0</b>	<b>0</b>	<b>0</b>	<b>10</b>	

## 33 - JAMARCA SANFORD - S

OPPONENT	U	A	T	TFL	SK	QH	FF	FR	INT	PD	
at SD - 9/11	9	2	11	0.0	0.0	0	0	0	0	0	
vs TB - 9/18	4	1	5	2.0	0.0	0	0	0	0	1	
vs DET - 9/25	5	1	6	0.0	0.0	0	0	0	0	0	
at KC - 10/2	5	1	6	0.0	0.0	0	0	0	0	1	
vs ARI - 10/9	4	1	5	0.0	0.0	0	0	0	2	3	
at CHI - 10/16	4	5	9	0.0	0.0	0	0	0	0	0	
vs GB - 10/23	INACTIVE										
at CAR - 10/30	3	1	4	0.0	0.0	0	0	0	0	0	
at GB - 11/14	1	3	4	0.0	0.0	0	0	0	0	0	
vs OAK - 11/20	5	4	9	0.0	0.0	1	0	0	0	0	
at ATL - 11/27	5	1	6	0.0	0.0	0	0	0	0	0	
vs DEN - 12/4	3	6	9	0.0	0.0	1	0	1	0	0	
at DET - 12/11	8	2	10	0.0	0.0	0	0	0	0	0	
vs NO - 12/18	11	5	16	0.0	0.0	0	1	0	0	1	
at WAS - 12/24	5	4	9	0.0	0.0	0	0	0	0	0	
vs CHI - 1/1	5	4	9	0.0	0.0	1	1	1	0	2	
<b>2011 TOTALS</b>	<b>77</b>	<b>41</b>	<b>118</b>	<b>2.0</b>	<b>0.0</b>	<b>3</b>	<b>1</b>	<b>2</b>	<b>2</b>	<b>8</b>	
<b>CAREER</b>	<b>100</b>	<b>49</b>	<b>149</b>	<b>3.0</b>	<b>1.0</b>	<b>4</b>	<b>2</b>	<b>3</b>	<b>2</b>	<b>8</b>	

## 56 - E.J. HENDERSON - LB

OPPONENT	U	A	T	TFL	SK	QH	FF	FR	INT	PD
at SD - 9/11	5	3	8	2.0	0.0	0	0	0	0	0
vs TB - 9/18	4	3	7	2.0	0.0	0	0	0	0	0
vs DET - 9/25	7	4	11	0.0	0.0	0	0	0	0	0
at KC - 10/2	4	2	6	0.0	0.0	0	0	0	0	0
vs ARI - 10/9	3	1	4	0.0	0.0	0	0	0	0	0
at CHI - 10/16	3	3	6	1.0	0.0	0	0	0	0	1
vs GB - 10/23	3	2	5	1.0	0.0	0	0	0	0	0
at CAR - 10/30	2	2	4	2.0	1.0	0	1	0	0	0
at GB - 11/14	4	0	4	1.0	0.0	0	0	0	0	0
vs OAK - 11/20	8	4	12	3.0	1.0	4	0	0	0	0
at ATL - 11/27	9	4	13	1.0	0.0	2	0	0	0	0
vs DEN - 12/4	3	2	5	1.0	0.0	0	0	0	0	0
at DET - 12/11	3	2	5	0.0	0.0	0	0	0	0	0
vs NO - 12/18	9	6	15	1.0	0.0	0	0	0	0	0
at WAS - 12/24	8	7	15	0.0	0.0	0	0	0	0	1
vs CHI - 1/1	6	4	10	1.0	0.0	0	2	0	0	0
<b>2011 TOTALS</b>	<b>81</b>	<b>49</b>	<b>130</b>	<b>16.0</b>	<b>2.0</b>	<b>6</b>	<b>3</b>	<b>0</b>	<b>0</b>	<b>2</b>
<b>CAREER</b>	<b>662</b>	<b>293</b>	<b>955</b>	<b>61.0</b>	<b>15.5</b>	<b>65</b>	<b>9</b>	<b>9</b>	<b>5</b>	<b>30</b>

## 35 - MARCUS SHERELS - CB

OPPONENT	U	A	T	TFL	SK	QH	FF	FR	INT	PD
at SD - 9/11	0	0	0	0.0	0.0	0	0	0	0	0
vs TB - 9/18	0	0	0	0.0	0.0	0	0	0	0	0
vs DET - 9/25	0	0	0	0.0	0.0	0	0	0	0	0
at KC - 10/2	0	0	0	0.0	0.0	0	0	0	0	0
vs ARI - 10/9	0	0	0	0.0	0.0	0	0	0	0	0
at CHI - 10/16	0	0	0	0.0	0.0	0	0	0	0	0
vs GB - 10/23	5	0	5	1.0	1.0	0	0	0	0	0
at CAR - 10/30	2	1	3	0.0	0.0	0	0	0	0	0
at GB - 11/14	0	0	0	0.0	0.0	0	0	0	0	0
vs OAK - 11/20	0	0	0	0.0	0.0	0	0	0	0	0
at ATL - 11/27	3	0	3	0.0	0.0	0	0	0	0	1
vs DEN - 12/4	0	0	0	0.0	0.0	0	0	0	0	0
at DET - 12/11	2	1	3	0.0	0.0	0	0	0	0	1
vs NO - 12/18	5	1	6	0.0	0.0	0	0	0	0	0
at WAS - 12/24	3	1	4	0.0	0.0	0	0	0	0	1
vs CHI - 1/1	0	0	0	0.0	0.0	0	0	0	0	0
<b>2011 TOTALS</b>	<b>20</b>	<b>4</b>	<b>24</b>	<b>1.0</b>	<b>1.0</b>	<b>0</b>	<b>0</b>	<b>0</b>	<b>0</b>	<b>3</b>
<b>CAREER</b>	<b>20</b>	<b>4</b>	<b>24</b>	<b>1.0</b>	<b>1.0</b>	<b>0</b>	<b>0</b>	<b>0</b>	<b>0</b>	<b>3</b>

## 39 - HUSAIN ABDULLAH - S

OPPONENT	U	A	T	TFL	SK	QH	FF	FR	INT	PD	
at SD - 9/11	7	9	16	0.0	0.0	1	0	0	0	0	
vs TB - 9/18	8	0	8	0.0	0.0	0	0	0	1	1	
vs DET - 9/25	3	2	5	1.0	0.0	0	0	0	0	1	
at KC - 10/2	8	4	12	0.0	0.0	0	0	0	0	0	
vs ARI - 10/9	4	1	5	1.0	0.0	0	0	0	0	0	
at CHI - 10/16	5	1	6	1.0	0.0	0	0	0	0	0	
vs GB - 10/23	5	0	5	0.0	0.0	0	0	0	0	0	
at CAR - 10/30	5	0	5	0.0	1.0	0	0	0	0	0	
at GB - 11/14	3	0	3	0.0	0.0	0	0	0	0	0	
vs OAK - 11/20	INACTIVE										
at ATL - 11/27	INACTIVE										
vs DEN - 12/4	INJURED RESERVE										
at DET - 12/11	INJURED RESERVE										
vs NO - 12/18	INJURED RESERVE										
at WAS - 12/24	INJURED RESERVE										
vs CHI - 1/1	INJURED RESERVE										
<b>2011 TOTALS</b>	<b>48</b>	<b>17</b>	<b>65</b>	<b>3.0</b>	<b>1.0</b>	<b>1</b>	<b>0</b>	<b>0</b>	<b>1</b>	<b>2</b>	
<b>CAREER</b>	<b>111</b>	<b>56</b>	<b>167</b>	<b>6.0</b>	<b>2.0</b>	<b>2</b>	<b>0</b>	<b>0</b>	<b>4</b>	<b>11</b>	

## 21 - ASHER ALLEN - CB

OPPONENT	U	A	T	TFL	SK	QH	FF	FR	INT	PD	
at SD - 9/11	INACTIVE										
vs TB - 9/18	2	1	3	0.0	0.0	0	0	0	0	0	
vs DET - 9/25	0	0	0	0.0	0.0	0	0	0	0	0	
at KC - 10/2	0	0	0	0.0	0.0	0	0	0	0	0	
vs ARI - 10/9	7	2	9	0.0	0.0	0	0	0	1	1	
at CHI - 10/16	1	0	1	0.0	0.0	0	0	0	0	2	
vs GB - 10/23	10	2	12	0.0	0.0	0	0	0	0	0	
at CAR - 10/30	5	0	5	0.0	0.0	0	0	0	0	1	
at GB - 11/14	3	0	3	0.0	0.0	0	0	0	0	0	
vs OAK - 11/20	1	1	2	0.0	0.0	0					



# GAME-BY-GAME DEFENSIVE STATISTICS



## 41 · MISTRAL RAYMOND · S

OPPONENT	U	A	T	TFL	SK	QH	FF	FR	INT	PD
at SD - 9/11	INACTIVE									
vs TB - 9/18	INACTIVE									
vs DET - 9/25	INACTIVE									
at KC - 10/2	INACTIVE									
vs ARI - 10/9	INACTIVE									
at CHI - 10/16	INACTIVE									
vs GB - 10/23	0	0	0	0.0	0.0	0	0	0	0	0
at CAR - 10/30	0	0	0	0.0	0.0	0	0	0	0	0
at GB - 11/14	0	0	0	0.0	0.0	0	0	0	0	0
vs OAK - 11/20	0	3	3	0.0	0.0	1	0	0	0	0
at ATL - 11/27	4	1	5	0.0	0.0	0	0	0	0	0
vs DEN - 12/4	2	4	6	0.0	0.0	0	0	0	0	0
at DET - 12/11	2	1	3	0.0	0.0	0	0	0	0	0
vs NO - 12/18	3	4	7	0.0	0.0	0	0	1	0	1
at WAS - 12/24	2	5	7	0.0	0.0	1	0	0	1	0
vs CHI - 1/1	2	3	5	0.0	0.0	0	0	0	0	1
<b>2011 TOTALS</b>	<b>15</b>	<b>21</b>	<b>36</b>	<b>0.0</b>	<b>0.0</b>	<b>2</b>	<b>0</b>	<b>1</b>	<b>1</b>	<b>2</b>
<b>CAREER</b>	<b>15</b>	<b>21</b>	<b>36</b>	<b>0.0</b>	<b>0.0</b>	<b>2</b>	<b>0</b>	<b>1</b>	<b>1</b>	<b>2</b>

## 24 · JARRAD PAGE · S

OPPONENT	U	A	T	TFL	SK	QH	FF	FR	INT	PD
at DET - 12/11	1	0	1	0.0	0.0	0	0	0	0	0
vs NO - 12/18	0	0	0	0.0	0.0	0	0	0	0	0
at WAS - 12/24	0	0	0	0.0	0.0	0	0	0	0	0
vs CHI - 1/1	0	0	0	0.0	0.0	0	0	0	0	0
<b>2011 TOTALS</b>	<b>1</b>	<b>0</b>	<b>1</b>	<b>0.0</b>	<b>0.0</b>	<b>0</b>	<b>0</b>	<b>0</b>	<b>0</b>	<b>0</b>
<b>CAREER</b>	<b>217</b>	<b>36</b>	<b>253</b>	<b>0</b>	<b>1.0</b>	<b>0</b>	<b>4</b>	<b>3</b>	<b>12</b>	<b>20</b>

## 25 · TYRELL JOHNSON · S

OPPONENT	U	A	T	TFL	SK	QH	FF	FR	INT	PD
at SD - 9/11	3	0	3	0.0	0.0	0	0	0	0	0
vs TB - 9/18	1	0	1	0.0	0.0	0	0	0	0	1
vs DET - 9/25	2	0	2	0.0	0.0	0	0	0	0	0
at KC - 10/2	0	0	0	0.0	0.0	0	0	0	0	0
vs ARI - 10/9	1	0	1	0.0	0.0	0	0	0	0	0
at CHI - 10/16	0	0	0	0.0	0.0	0	0	0	0	0
vs GB - 10/23	2	4	6	0.0	0.0	0	0	0	0	0
at CAR - 10/30	1	1	2	0.0	0.0	0	0	0	0	0
at GB - 11/14	3	1	4	0.0	0.0	0	0	0	0	0
vs OAK - 11/20	6	2	8	0.0	0.0	0	0	0	0	0
at ATL - 11/27	3	3	6	0.0	0.0	0	0	0	0	0
vs DEN - 12/4	INJURED RESERVE									
at DET - 12/11	INJURED RESERVE									
vs NO - 12/18	INJURED RESERVE									
at WAS - 12/24	INJURED RESERVE									
vs CHI - 1/1	INJURED RESERVE									
<b>2011 TOTALS</b>	<b>22</b>	<b>11</b>	<b>33</b>	<b>0.0</b>	<b>0.0</b>	<b>0</b>	<b>0</b>	<b>0</b>	<b>0</b>	<b>1</b>
<b>CAREER</b>	<b>97</b>	<b>39</b>	<b>136</b>	<b>2.0</b>	<b>0.0</b>	<b>1</b>	<b>0</b>	<b>2</b>	<b>2</b>	<b>11</b>

## 22 · BENNY SAPP · CB

OPPONENT	U	A	T	TFL	SK	QH	FF	FR	INT	PD
vs OAK - 11/20	4	0	4	1.0	0.0	0	0	0	0	0
at ATL - 11/27	2	2	4	0.0	0.0	0	0	0	0	1
vs DEN - 12/4	3	1	4	1.0	0.0	0	1	0	0	0
at DET - 12/11	1	1	2	0.0	0.0	0	0	0	0	1
vs NO - 12/18	4	0	4	0.0	0.0	0	0	0	0	3
at WAS - 12/24	5	1	6	0.0	0.0	0	0	0	0	0
vs CHI - 1/1	2	1	3	0.0	0.0	0	0	0	0	0
<b>2011 TOTALS</b>	<b>21</b>	<b>6</b>	<b>27</b>	<b>2</b>	<b>0</b>	<b>0</b>	<b>1</b>	<b>0</b>	<b>0</b>	<b>5</b>
<b>CAREER</b>	<b>191</b>	<b>55</b>	<b>246</b>	<b>5.0</b>	<b>2.5</b>	<b>4</b>	<b>6</b>	<b>2</b>	<b>6</b>	<b>38</b>

# SPECIAL TEAMS TACKLES



51 · LARRY DEAN · LB						
OPPONENT	U	A	T	FF	FR	BK
at SD - 9/11	2	1	3	0	0	0
vs TB - 9/18	0	1	1	0	0	0
vs DET - 9/25	1	0	1	0	0	0
at KC - 10/2	1	1	2	0	0	0
vs ARI - 10/9	0	0	0	0	0	0
at CHI - 10/16	0	0	0	0	0	0
vs GB - 10/23	0	0	0	0	0	0
at CAR - 10/30	0	0	0	0	0	0
at GB - 11/14	1	0	1	0	0	0
vs OAK - 11/20	1	0	1	0	0	0
at ATL - 11/27	1	0	1	0	0	0
vs DEN - 12/4	1	0	1	0	0	0
at DET - 12/11	0	1	1	0	0	0
vs NO - 12/18	1	0	1	0	0	0
at WAS - 12/24	0	0	0	0	0	0
vs CHI - 1/1	0	1	1	0	0	0
<b>2011 TOTALS</b>	<b>9</b>	<b>5</b>	<b>14</b>	<b>0</b>	<b>0</b>	<b>0</b>

39 · HUSAIN ABDULLAH · S						
OPPONENT	U	A	T	FF	FR	BK
at SD - 9/11	0	0	0	0	0	0
vs TB - 9/18	0	0	0	0	0	0
vs DET - 9/25	0	0	0	0	0	0
at KC - 10/2	0	0	0	0	0	0
vs ARI - 10/9	0	0	0	0	0	0
at CHI - 10/16	0	0	0	0	0	0
vs GB - 10/23	0	0	0	0	0	0
at CAR - 10/30	0	0	0	0	0	0
at GB - 11/14	0	0	0	0	0	0
vs OAK - 11/20	INACTIVE					
at ATL - 11/27	INACTIVE					
vs DEN - 12/4	INJURED RESERVE					
at DET - 12/11	INJURED RESERVE					
vs NO - 12/18	INJURED RESERVE					
at WAS - 12/24	INJURED RESERVE					
vs CHI - 1/1	INJURED RESERVE					
<b>2011 TOTALS</b>	<b>0</b>	<b>0</b>	<b>0</b>	<b>0</b>	<b>0</b>	<b>0</b>

33 · JAMARCA SANFORD · S						
OPPONENT	U	A	T	FF	FR	BK
at SD - 9/11	0	0	0	0	0	0
vs TB - 9/18	1	0	1	0	0	0
vs DET - 9/25	0	1	1	0	0	0
at KC - 10/2	1	0	1	0	0	0
vs ARI - 10/9	0	0	0	0	0	0
at CHI - 10/16	0	0	0	0	0	0
vs GB - 10/23	INACTIVE					
at CAR - 10/30	0	2	2	0	0	0
at GB - 11/14	0	0	0	0	0	0
vs OAK - 11/20	1	0	1	0	0	0
at ATL - 11/27	1	0	1	0	0	0
vs DEN - 12/4	0	0	0	0	0	0
at DET - 12/11	0	0	0	0	0	0
vs NO - 12/18	0	0	0	0	0	0
at WAS - 12/24	0	0	0	0	0	0
vs CHI - 1/1	0	0	0	0	0	0
<b>2011 TOTALS</b>	<b>4</b>	<b>3</b>	<b>7</b>	<b>0</b>	<b>0</b>	<b>0</b>

46 · CULLEN LOEFFLER · LS						
OPPONENT	U	A	T	FF	FR	BK
at SD - 9/11	0	1	1	0	0	0
vs TB - 9/18	1	0	1	0	0	0
vs DET - 9/25	0	0	0	0	0	0
at KC - 10/2	0	0	0	0	0	0
vs ARI - 10/9	0	0	0	0	0	0
at CHI - 10/16	0	0	0	0	0	0
vs GB - 10/23	0	0	0	0	0	0
at CAR - 10/30	0	1	1	0	0	0
at GB - 11/14	0	0	0	0	0	0
vs OAK - 11/20	0	0	0	0	0	0
at ATL - 11/27	0	0	0	0	0	0
vs DEN - 12/4	INJURED RESERVE					
at DET - 12/11	INJURED RESERVE					
vs NO - 12/18	INJURED RESERVE					
at WAS - 12/24	INJURED RESERVE					
vs CHI - 1/1	INJURED RESERVE					
<b>2011 TOTALS</b>	<b>1</b>	<b>2</b>	<b>3</b>	<b>0</b>	<b>0</b>	<b>0</b>

55 · KENNY ONATOLU · LB						
OPPONENT	U	A	T	FF	FR	BK
at SD - 9/11	0	2	2	0	0	0
vs TB - 9/18	1	0	1	0	0	0
vs DET - 9/25	1	0	1	0	0	0
at KC - 10/2	0	0	0	0	0	0
vs ARI - 10/9	0	0	0	0	0	0
at CHI - 10/16	1	0	1	0	0	0
vs GB - 10/23	1	0	1	0	0	0
at CAR - 10/30	0	0	0	0	0	0
at GB - 11/14	2	0	2	0	0	0
vs OAK - 11/20	0	0	0	0	0	0
at ATL - 11/27	2	0	2	0	0	0
vs DEN - 12/4	0	0	0	0	0	0
at DET - 12/11	1	0	1	0	0	0
vs NO - 12/18	2	0	2	0	0	0
at WAS - 12/24	0	0	0	0	0	0
vs CHI - 1/1	2	0	2	0	0	0
<b>2011 TOTALS</b>	<b>13</b>	<b>2</b>	<b>15</b>	<b>0</b>	<b>0</b>	<b>0</b>

52 · CHAD GREENWAY · LB						
OPPONENT	U	A	T	FF	FR	BK
at SD - 9/11	0	0	0	0	0	0
vs TB - 9/18	0	0	0	0	0	0
vs DET - 9/25	0	0	0	0	0	0
at KC - 10/2	0	0	0	0	0	0
vs ARI - 10/9	0	0	0	0	0	0
at CHI - 10/16	0	0	0	0	0	0
vs GB - 10/23	0	0	0	0	0	0
at CAR - 10/30	0	0	0	0	0	0
at GB - 11/14	0	0	0	0	0	0
vs OAK - 11/20	0	0	0	0	0	0
at ATL - 11/27	0	0	0	0	0	0
vs DEN - 12/4	0	0	0	0	0	0
at DET - 12/11	0	0	0	0	0	0
vs NO - 12/18	0	0	0	0	0	0
at WAS - 12/24	0	0	0	0	0	0
vs CHI - 1/1	0	0	0	0	0	0
<b>2011 TOTALS</b>	<b>0</b>	<b>0</b>	<b>0</b>	<b>0</b>	<b>0</b>	<b>0</b>

37 · ERIC FRAMPTON · S						
OPPONENT	U	A	T	FF	FR	BK
at SD - 9/11	2	2	4	0	0	0
vs TB - 9/18	1	0	1	0	0	0
vs DET - 9/25	0	0	0	0	0	0
at KC - 10/2	0	0	0	0	0	0
vs ARI - 10/9	1	0	1	0	0	0
at CHI - 10/16	2	0	2	0	0	0
vs GB - 10/23	0	0	0	0	0	0
at CAR - 10/30	2	1	3	0	0	0
at GB - 11/14	0	0	0	0	0	0
vs OAK - 11/20	1	0	1	0	0	0
at ATL - 11/27	1	0	1	0	0	0
vs DEN - 12/4	0	1	1	0	0	0
at DET - 12/11	0	0	0	0	0	0
vs NO - 12/18	2	0	2	0	0	0
at WAS - 12/24	2	1	3	0	0	0
vs CHI - 1/1	3	0	3	0	0	0
<b>2011 TOTALS</b>	<b>17</b>	<b>5</b>	<b>22</b>	<b>0</b>	<b>0</b>	<b>0</b>

41 · MISTRAL RAYMOND · S						
OPPONENT	U	A	T	FF	FR	BK
at SD - 9/11	INACTIVE					
vs TB - 9/18	INACTIVE					
vs DET - 9/25	INACTIVE					
at KC - 10/2	INACTIVE					
vs ARI - 10/9	INACTIVE					
at CHI - 10/16	INACTIVE					
vs GB - 10/23	0	0	0	0	0	0
at CAR - 10/30	1	0	1	0	0	0
at GB - 11/14	0	0	0	0	0	0
vs OAK - 11/20	1	0	1	0	0	0
at ATL - 11/27	0	0	0	0	0	0
vs DEN - 12/4	0	0	0	0	0	0
at DET - 12/11	0	0	0	0	0	0
vs NO - 12/18	0	0	0	0	0	0
at WAS - 12/24	0	0	0	0	0	0
vs CHI - 1/1	0	0	0	0	0	0
<b>2011 TOTALS</b>	<b>2</b>	<b>0</b>	<b>2</b>	<b>0</b>	<b>0</b>	<b>0</b>

50 · ERIN HENDERSON · LB						
OPPONENT	U	A	T	FF	FR	BK
at SD - 9/11	0	0	0	0	0	0
vs TB - 9/18	0	0	0	0	0	0
vs DET - 9/25	0	0	0	0	0	0
at KC - 10/2	0	0	0	0	0	0
vs ARI - 10/9	0	0	0	0	0	0
at CHI - 10/16	0	0	0	0	0	0
vs GB - 10/23	0	0	0	0	0	0
at CAR - 10/30	0	0	0	0	0	0
at GB - 11/14	0	0	0	0	0	0
vs OAK - 11/20	INACTIVE					
at ATL - 11/27	0	0	0	0	0	0
vs DEN - 12/4	0	0	0	0	0	0
at DET - 12/11	0	0	0	0	0	0
vs NO - 12/18	0	0	0	0	0	0
at WAS - 12/24	0	0	0	0	0	0
vs CHI - 1/1	0	0	0	0	0	0
<b>2011 TOTALS</b>	<b>0</b>	<b>0</b>	<b>0</b>	<b>0</b>	<b>0</b>	<b>0</b>

21 · ASHER ALLEN · CB						
OPPONENT	U	A	T	FF	FR	BK
at SD - 9/11	INACTIVE					
vs TB - 9/18	0	0	0	0	0	0
vs DET - 9/25	1	0	1	0	0	0
at KC - 10/2	0	0	0	0	0	0
vs ARI - 10/9	0	0	0	0	0	0
at CHI - 10/16	0	0	0	0	0	0
vs GB - 10/23	0	0	0	0	0	0
at CAR - 10/30	0	0	0	0	0	0
at GB - 11/14	1	0	1	0	0	0
vs OAK - 11/20	0	0	0	0	0	0
at ATL - 11/27	0	0	0	0	0	0
vs DEN - 12/4	INACTIVE					
at DET - 12/11	0	0	0	0	0	0
vs NO - 12/18	0	0	0	0	0	0
at WAS - 12/24	INACTIVE					
vs CHI - 1/1	0	0	0	0	0	0
<b>2011 TOTALS</b>	<b>2</b>	<b>0</b>	<b>2</b>	<b>0</b>	<b>0</b>	<b>0</b>

57 · XAVIER ADIBI · LB						
OPPONENT	U	A	T	FF	FR	BK
at SD - 9/11	INACTIVE					
vs TB - 9/18	0	0	0	0	0	0
vs DET - 9/25	INACTIVE					
at KC - 10/2	INACTIVE					
vs ARI - 10/9	INACTIVE					
at CHI - 10/16	INACTIVE					
vs GB - 10/23	DNP					
at CAR - 10/30	INACTIVE					
at GB - 11/14	INACTIVE					
vs OAK - 11/20	-	1	1	0	0	0
at ATL - 11/27	0	0	0	0	0	0
vs DEN - 12/4	0	0	0	0	0	0
at DET - 12/11	INACTIVE					
vs NO - 12/18	INACTIVE					
at WAS - 12/24	INACTIVE					
vs CHI - 1/1	INACTIVE					
<b>2011 TOTALS</b>	<b>0</b>	<b>1</b>	<b>1</b>	<b>0</b>	<b>0</b>	<b>0</b>

19 · DEVIN AROMASHODU · WR						
OPPONENT	U	A	T	FF	FR	BK
at SD - 9/11	0	0	0	0	0	0
vs TB - 9/18	0	0	0	0	0	0
vs DET - 9/25	0	0	0	0	0	0
at KC - 10/2	0	0	0	0	0	0
vs ARI - 10/9	1	0	1	0	0	0
at CHI - 10/16	1	0	1	0	0	0
vs GB - 10/23	0	0	0	0	0	0
at CAR - 10/30	0	0	0	0	0	0
at GB - 11/14	0	0	0	0	0	0
vs OAK - 11/20	0	0	0	0	0	0
at ATL - 11/27	0	0	0	0	0	0
vs DEN - 12/4	0	0	0	0	0	0
at DET - 12/11	0	0	0	0	0	0
vs NO - 12/18	0	0	0	0	0	0
at WAS - 12/24	0	0	0	0	0	0
vs CHI - 1/1	0	0	0	0	0	0
<b>2011 TOTALS</b>	<b>2</b>	<b>0</b>	<b>2</b>	<b>0</b>	<b>0</b>	<b>0</b>

# SPECIAL TEAMS TACKLES



97 · EVERSON GRIFFEN · DE						
OPPONENT	U	A	T	FF	FR	BK
at SD - 9/11	1	1	2	0	0	0
vs TB - 9/18	1	0	1	0	0	0
vs DET - 9/25	0	0	0	0	0	0
at KC - 10/2	1	2	3	0	0	0
vs ARI - 10/9	1	1	2	0	0	0
at CHI - 10/16	0	0	0	0	0	0
vs GB - 10/23	3	0	3	0	0	0
at CAR - 10/30	1	1	2	1	0	0
at GB - 11/14	0	1	1	0	0	0
vs OAK - 11/20	0	0	0	0	0	0
at ATL - 11/27	1	0	1	0	0	0
vs DEN - 12/4	0	0	0	0	0	0
at DET - 12/11	1	0	1	0	0	0
vs NO - 12/18	1	0	1	0	0	0
at WAS - 12/24	0	0	0	0	0	0
vs CHI - 1/1	1	0	1	0	0	0
2011 TOTALS	12	6	18	1	0	0

32 · TOBY GERHART · RB						
OPPONENT	U	A	T	FF	FR	BK
at SD - 9/11	0	0	0	0	0	0
vs TB - 9/18	1	0	1	0	0	0
vs DET - 9/25	0	0	0	0	0	0
at KC - 10/2	0	1	1	0	0	0
vs ARI - 10/9	0	0	0	0	0	0
at CHI - 10/16	0	0	0	0	0	0
vs GB - 10/23	0	0	0	0	1	0
at CAR - 10/30	0	1	1	0	0	0
at GB - 11/14	0	0	0	0	0	0
vs OAK - 11/20	0	0	0	0	0	0
at ATL - 11/27	0	0	0	0	0	0
vs DEN - 12/4	0	0	0	0	0	0
at DET - 12/11	0	0	0	0	0	0
vs NO - 12/18	0	0	0	0	0	0
at WAS - 12/24	0	0	0	0	0	0
vs CHI - 1/1	0	0	0	0	0	0
2011 TOTALS	1	2	3	0	1	0

4 · CHRIS KLUWE · P						
OPPONENT	U	A	T	FF	FR	BK
at SD - 9/11	0	0	0	0	0	0
vs TB - 9/18	0	0	0	0	0	0
vs DET - 9/25	1	0	1	0	0	0
at KC - 10/2	1	0	1	0	0	0
vs ARI - 10/9	0	0	0	0	0	0
at CHI - 10/16	0	0	0	0	0	0
vs GB - 10/23	0	0	0	0	0	0
at CAR - 10/30	0	0	0	0	0	0
at GB - 11/14	0	0	0	0	0	0
vs OAK - 11/20	0	0	0	0	0	0
at ATL - 11/27	0	0	0	0	0	0
vs DEN - 12/4	0	0	0	0	0	0
at DET - 12/11	0	0	0	0	0	0
vs NO - 12/18	0	0	0	0	0	0
at WAS - 12/24	0	0	0	0	0	0
vs CHI - 1/1	0	0	0	0	0	0
2011 TOTALS	2	0	2	0	0	0

8 · RYAN LONGWELL · K						
OPPONENT	U	A	T	FF	FR	BK
at SD - 9/11	0	0	0	0	0	0
vs TB - 9/18	0	0	0	0	0	0
vs DET - 9/25	0	0	0	0	0	0
at KC - 10/2	0	0	0	0	0	0
vs ARI - 10/9	0	0	0	0	0	0
at CHI - 10/16	0	0	0	0	0	0
vs GB - 10/23	0	1	1	0	0	0
at CAR - 10/30	0	0	0	0	0	0
at GB - 11/14	0	0	0	0	0	0
vs OAK - 11/20	1	0	1	0	0	0
at ATL - 11/27	0	0	0	0	0	0
vs DEN - 12/4	2	0	2	0	0	0
at DET - 12/11	0	0	0	0	0	0
vs NO - 12/18	0	0	0	0	0	0
at WAS - 12/24	0	0	0	0	0	0
vs CHI - 1/1	0	0	0	0	0	0
2011 TOTALS	3	1	4	0	0	0

36 · BRANDON BURTON · CB						
OPPONENT	U	A	T	FF	FR	BK
at SD - 9/11						
vs TB - 9/18						
vs DET - 9/25						
at KC - 10/2						
vs ARI - 10/9	0	0	0	0	0	0
at CHI - 10/16						
vs GB - 10/23	0	0	0	0	0	0
at CAR - 10/30	0	1	1	0	0	0
at GB - 11/14						
vs OAK - 11/20	0	0	0	0	0	0
at ATL - 11/27	0	0	0	0	0	0
vs DEN - 12/4	1	0	1	0	0	0
at DET - 12/11	1	0	1	0	0	0
vs NO - 12/18	0	1	1	0	0	0
at WAS - 12/24	2	0	2	0	0	0
vs CHI - 1/1	0	0	0	0	0	0
2011 TOTALS	4	2	6	0	0	0

31 · CHRIS COOK · CB						
OPPONENT	U	A	T	FF	FR	BK
at SD - 9/11	2	0	0	0	0	0
vs TB - 9/18	0	0	0	0	0	0
vs DET - 9/25	0	0	0	0	0	0
at KC - 10/2	0	0	0	0	0	0
vs ARI - 10/9	0	0	0	0	0	0
at CHI - 10/16	0	0	0	0	0	0
vs GB - 10/23						
at CAR - 10/30						
at GB - 11/14						
vs OAK - 11/20						
at ATL - 11/27						
vs DEN - 12/4						
at DET - 12/11						
vs NO - 12/18						
at WAS - 12/24						
vs CHI - 1/1						
2011 TOTALS	2	0	2	0	0	0

35 · MARCUS SHERELS · CB						
OPPONENT	U	A	T	FF	FR	BK
at SD - 9/11	0	0	0	0	0	0
vs TB - 9/18	1	1	2	0	0	0
vs DET - 9/25	2	0	2	0	0	0
at KC - 10/2	0	0	0	0	0	0
vs ARI - 10/9	0	0	0	0	0	0
at CHI - 10/16	0	1	1	0	0	0
vs GB - 10/23	0	0	0	0	0	0
at CAR - 10/30	0	0	0	0	0	0
at GB - 11/14	0	0	0	0	0	0
vs OAK - 11/20	1	0	1	0	0	0
at ATL - 11/27	0	0	0	0	0	0
vs DEN - 12/4	0	0	0	0	0	0
at DET - 12/11	0	0	0	0	0	0
vs NO - 12/18	0	0	0	0	0	0
at WAS - 12/24	0	0	0	0	0	0
vs CHI - 1/1	0	0	0	0	0	0
2011 TOTALS	4	2	6	0	0	0

85 · GREG CAMARILLO · WR						
OPPONENT	U	A	T	FF	FR	BK
at SD - 9/11	0	0	0	0	0	0
vs TB - 9/18	0	0	0	0	0	0
vs DET - 9/25	0	0	0	0	0	0
at KC - 10/2	0	0	0	0	0	0
vs ARI - 10/9	0	0	0	0	0	0
at CHI - 10/16	0	0	0	0	0	0
vs GB - 10/23	0	0	0	0	0	0
at CAR - 10/30	0	0	0	0	0	0
at GB - 11/14	0	0	0	0	0	0
vs OAK - 11/20	1	0	1	0	0	0
at ATL - 11/27	0	0	0	0	0	0
vs DEN - 12/4	1	0	1	0	0	0
at DET - 12/11	1	0	1	0	0	0
vs NO - 12/18	0	0	0	0	0	0
at WAS - 12/24	0	0	0	0	0	0
vs CHI - 1/1	0	0	0	0	0	0
2011 TOTALS	3	0	3	0	0	0

99 · CHRISTIAN BALLARD · DT						
OPPONENT	U	A	T	FF	FR	BK
at SD - 9/11	0	0	0	0	0	0
vs TB - 9/18	0	0	0	0	0	0
vs DET - 9/25	0	0	0	0	0	0
at KC - 10/2	0	0	0	0	0	0
vs ARI - 10/9	2	0	2	0	0	0
at CHI - 10/16	0	0	0	0	0	0
vs GB - 10/23	0	0	0	0	0	0
at CAR - 10/30	0	0	0	0	0	0
at GB - 11/14	0	1	1	0	0	0
vs OAK - 11/20	0	0	0	0	0	0
at ATL - 11/27	0	0	0	0	0	0
vs DEN - 12/4	0	0	0	0	0	0
at DET - 12/11	0	0	0	0	0	0
vs NO - 12/18	0	0	0	0	0	0
at WAS - 12/24	1	0	1	0	0	0
vs CHI - 1/1	0	0	0	0	0	0
2011 TOTALS	3	1	4	0	0	0

25 · TYRELL JOHNSON · S						
OPPONENT	U	A	T	FF	FR	BK
at SD - 9/11	0	0	0	0	0	0
vs TB - 9/18	0	0	0	0	0	0
vs DET - 9/25	2	2	4	0	0	0
at KC - 10/2	0	0	0	0	0	0
vs ARI - 10/9	0	0	0	0	0	0
at CHI - 10/16	0	0	0	0	0	0
vs GB - 10/23	0	0	0	0	0	0
at CAR - 10/30	0	0	0	0	0	0
at GB - 11/14	0	0	0	0	0	0
vs OAK - 11/20	0	0	0	0	0	0
at ATL - 11/27	0	0	0	0	0	0
vs DEN - 12/4						
at DET - 12/11						
vs NO - 12/18						
at WAS - 12/24						
vs CHI - 1/1						
2011 TOTALS	2	2	4	0	0	0

44 · RYAN D'IMPERIO · FB						
OPPONENT	U	A	T	FF	FR	BK
at SD - 9/11						
vs TB - 9/18						
vs DET - 9/25						
at KC - 10/2						
vs ARI - 10/9	1	0	1	0	0	0
at CHI - 10/16	0	0	0	0	0	0
vs GB - 10/23	0	0	0	0	0	0
at CAR - 10/30	2	0	2	0	0	0
at GB - 11/14	1	0	1	0	1	0
vs OAK - 11/20	0	0	0	0	0	0
at ATL - 11/27	1	0	1	0	1	0
vs DEN - 12/4	1	0	1	0	0	0
at DET - 12/11	0	0	0	0	0	0
vs NO - 12/18	0	1	1	0	0	0
at WAS - 12/24	0	0	0	0	0	0
vs CHI - 1/1	0	0	0	0	0	0
2011 TOTALS	6	1	7	0	2	0

98 · LETROY GUION · DT						
OPPONENT	U	A	T	FF	FR	BK
vs OAK - 11/20	0	0	0	0	0	1
2011 TOTALS	0	0	0	0	0	1

# SPECIAL TEAMS TACKLES



## 22 · BENNY SAPP · CB

OPPONENT	U	A	T	FF	FR	BK
at ATL - 11/27	1	0	1	0	0	0
vs DEN - 12/4	0	0	0	0	0	0
at DET - 12/11	0	0	0	0	0	0
vs NO - 12/18	0	0	0	0	0	0
at WAS - 12/24	0	0	0	0	0	0
vs CHI - 1/1	0	0	0	0	0	0
<b>2011 TOTALS</b>	<b>1</b>	<b>0</b>	<b>1</b>	<b>0</b>	<b>0</b>	<b>0</b>

## 27 · LORENZO BOOKER · RB

OPPONENT	U	A	T	FF	FR	BK
vs NO - 12/18	0	0	0	0	0	0
at WAS - 12/24	1	0	1	0	0	0
vs CHI - 1/1	0	0	0	0	0	0
<b>2011 TOTALS</b>	<b>1</b>	<b>0</b>	<b>1</b>	<b>0</b>	<b>0</b>	<b>0</b>

## 69 · JARED ALLEN · DE

OPPONENT	U	A	T	FF	FR	BK
at ATL - 11/27	1	0	1	0	0	0
vs DEN - 12/4	0	0	0	0	0	0
at DET - 12/11	0	0	0	0	0	0
vs NO - 12/18	0	0	0	0	0	0
at WAS - 12/24	0	0	0	0	0	0
vs CHI - 1/1	0	0	0	0	0	0
<b>2011 TOTALS</b>	<b>1</b>	<b>0</b>	<b>1</b>	<b>0</b>	<b>0</b>	<b>0</b>

## 48 · MATT KATULA · LS

OPPONENT	U	A	T	FF	FR	BK
vs NO - 12/18	1	0	1	0	0	0
at WAS - 12/24	0	0	0	0	0	0
vs CHI - 1/1	0	1	1	0	0	0
<b>2011 TOTALS</b>	<b>1</b>	<b>1</b>	<b>2</b>	<b>0</b>	<b>0</b>	<b>0</b>

## 34 · ANDREW SENDEJO · S

OPPONENT	U	A	T	FF	FR	BK
at DET - 12/11	1	0	1	0	0	0
vs NO - 12/18	0	0	0	0	0	0
at WAS - 12/24	0	1	1	0	0	0
vs CHI - 1/1	1	0	1	0	0	0
<b>2011 TOTALS</b>	<b>2</b>	<b>1</b>	<b>3</b>	<b>0</b>	<b>0</b>	<b>0</b>

## 24 · JARRAD PAGE · S

OPPONENT	U	A	T	FF	FR	BK
vs CHI - 1/1	0	1	1	0	0	0
<b>2011 TOTALS</b>	<b>0</b>	<b>1</b>	<b>1</b>	<b>0</b>	<b>0</b>	<b>0</b>



# THE LAST TIME... *(playoff games in italics)*



BY THE VIKINGS	CATEGORY	BY AN OPPONENT
489 yards, vs. Denver, 12/4/11 <i>475 yards, at New Orleans, 1/24/10</i>	<b>400 Yards Total Offense</b>	405 yards, at Carolina, 10/30/11 <i>518 yards, at N.Y. Giants, 1/14/01</i>
537 yards, vs. Chicago, 11/29/09 <i>Has never happened</i>	<b>500 Yards Total Offense</b>	573 yards, vs. New Orleans, 12/18/11 <i>518 yards, at N.Y. Giants, 1/14/01</i>
Christian Ponder, 381 yards, vs. Denver, 12/4/11 <i>Brett Favre, 310 yards, at New Orleans, 1/24/10</i>	<b>300 Yards Passing In A Game By A Player</b>	Aaron Rodgers, 335 yards, vs. Green Bay, 10/23/11 <i>Donovan McNabb, 300 yards, vs. Philadelphia, 1/4/08</i>
Brett Favre, 446 yards, vs. Arizona, 11/7/10 <i>Jeff George, 424 yards, at St. Louis, 1/16/00</i>	<b>400 Yards Passing In A Game By A Player</b>	Drew Brees, 412 yards, vs. New Orleans, 12/18/11 <i>Has never happened</i>
Brett Favre, vs. New York Giants, 1/3/10 <i>Brett Favre, vs Dallas, 1/17/10</i>	<b>4 TD Passes In A Game By A Player</b>	Drew Brees (5), vs. New Orleans, 12/18/11 <i>Kerry Collins (5), at N.Y. Giants, 1/14/01</i>
Toby Gerhart, 109 yards, at Washington, 12/24/11 <i>Adrian Peterson, 122 yards, at New Orleans, 1/24/10</i>	<b>100 Yards Rushing In A Game By A Player</b>	Evan Royster, 132 yards, at Washington, 12/24/11 <i>Terry Kirby, 120 yards, at San Francisco, 1/3/98</i>
Adrian Peterson, 296 yards, vs. San Diego, 11/4/07 <i>Has never happened</i>	<b>200 Yards Rushing In A Game By A Player</b>	Walter Payton, 275 yards, at Chicago, 11/20/77 <i>Has never happened</i>
Adrian Peterson, vs. Arizona, 10/9/11 <i>Adrian Peterson, at New Orleans, 1/24/10</i>	<b>3 TDs Rushing In A Game By A Player</b>	Steven Jackson, vs. St. Louis, 12/31/06 <i>Has never happened</i>
Percy Harvin, 115 yards, vs. Chicago, 1/1/12 <i>Bernard Berrian, 102 yards, at New Orleans, 1/24/10</i>	<b>100 Yards Receiving In A Game By A Player</b>	Demaryius Thomas, 144 yards, vs. Denver, 12/4/11 <i>Ike Hilliard, 155 yards, at N.Y. Giants, 1/14/01</i>
Sidney Rice, 201 yards, vs. Baltimore, 10/18/09 <i>Anthony Carter, 227 yards, at S.F., 1/9/88</i>	<b>200 Yards Receiving In A Game By A Player</b>	Steve Smith, 201 yards, at Carolina, 10/30/05 <i>Has never happened</i>
Marcus Robinson (15, 15, 2), vs. Cleveland, 11/27/05 <i>Sidney Rice, (47, 16, 45), vs. Dallas, 1/17/10</i>	<b>3 TD Catches In A Game By A Player</b>	Greg Jennings, vs Green Bay, 11/21/10 <i>Has never happened</i>
Adrian Peterson, vs. Arizona, 10/9/11 (3 rushing) <i>Adrian Peterson, at New Orleans, 1/24/10 (3 rushing)</i>	<b>3 TD In A Game By A Player</b>	Mike Tolbert, at San Diego, 9/11/11 (2 receiving, 1 rushing) <i>Mario Bates, vs. Arizona, 1/10/99 (3 rushing)</i>
Ahmad Rashad, vs. San Francisco, 9/2/79 (4 receiving) <i>Has never happened</i>	<b>4 TD In A Game By A Player</b>	Steven Jackson, vs. St. Louis, 12/31/06 (3 rushing, 1 rec.) <i>Has never happened</i>
Darren Sharper, at N.Y. Giants, 11/13/05 <i>Has never happened</i>	<b>3 INTs In A Game By A Player</b>	Deltha O'Neal, at Cincinnati, 9/18/05 <i>Has never happened</i>
Bernard Berrian, 82 yards, at Arizona, 12/14/08 <i>Anthony Carter, 84 yards, at New Orleans, 1/3/88</i>	<b>Punt Returned For A TD</b>	Randall Cobb, 80 yards, at Green Bay, 11/14/11 <i>Golden Richards, 63 yards, at Dallas, 12/30/73</i>
Percy Harvin, 103 yards, at San Diego, 9/11/11 <i>Has never happened</i>	<b>Kickoff Returned For A TD</b>	Devin Hester, 98 yards, at Chicago, 10/16/11 <i>Tony Horne, 95 yards, at St. Louis, 1/16/00</i>
Jared Allen, 36 yards, at Detroit, 1/2/11 <i>Reggie Rutland, 27 yards, at San Francisco, 1/9/88</i>	<b>INT Returned For A TD</b>	Charles Tillman, 22 yards, vs. Chicago, 1/1/12 <i>Asante Samuel, 44 yards, vs. Philadelphia, 1/4/08</i>
Antoine Winfield, 45 yards, at Philadelphia, 12/28/10 <i>Nate Wright, 20 yards, vs. St. Louis, 12/21/74</i>	<b>Fumble Returned For A TD</b>	Stephen Tulloch, Recovered in End Zone, at Detroit, 12/11/11 <i>Kevin Miniefield, 48 yards, vs. Chicago, 1/1/95</i>
Jim Kleinsasser, vs. Chicago, 1/1/06 <i>Scott Studwell, at L.A. Rams, 12/31/78</i>	<b>Punt Blocked</b>	Craig Steltz, at Chicago, 10/19/08 <i>Spencer Tillman, at San Francisco, 1/6/90</i>
Issiac Holt, recovered in end zone, vs. San Francisco, 10/12/86 (Blocked by Gerald Robinson) <i>Terry Brown, recovered in end zone, vs. Pittsburgh 1/12/75 (Blocked by Matt Blair)</i>	<b>Punt Blocked For TD</b>	Garrett Wolfe, 17 yds, at Chicago, 10/19/08 (Blocked by Craig Steltz) <i>Doug Rogers recovered blocked kick in end zone, vs. Atlanta, 1/9/83 (Blocked by Paul Davis)</i>
Mike Merriweather, vs. L.A. Rams, 11/5/89 <i>Has never happened</i>	<b>Punt Blocked For Safety</b>	Kevin Miniefield, vs. Chicago, 10/28/96 <i>Has never happened</i>
Willis McGahee tackled in end zone by Jared Allen vs. Denver, 12/4/11 <i>Ron Jaworski tackled in end zone by Doug Martin and Matt Blair, at Philadelphia, 1/3/81</i>	<b>Safety Scored</b>	Donovan McNabb Sacked in End Zone by Stephen Paea at Chicago, 10/16/11 <i>Fran Tarkenton tackled in end zone, vs. Pittsburgh, 1/12/75</i>
Letroy Guion, vs. Oakland, 11/20/11 <i>Matt Blair, at Philadelphia, 1/3/81</i>	<b>Field Goal Blocked</b>	Julius Peppers, vs. Chicago, 1/1/12 <i>at Green Bay, 1/9/05</i>
Antoine Winfield, 59 yards, at New Orleans, 10/6/08 <i>Bobby Bryant, 90 yards, vs. L.A. Rams, 12/26/76</i>	<b>Blocked FG Returned For A TD</b>	Nate Clements, 59 yards, vs. San Francisco, 9/27/09 <i>Has never happened</i>
Ryan Longwell, at Washington, 12/24/10 <i>Chuck Nelson, at San Francisco, 1/1/89</i>	<b>PAT Missed (1 pt.)</b>	Jason Hanson (kick aborted), at Detroit, 12/19/04 <i>Mike Cofer, at San Francisco, 1/6/90</i>
Ray Edwards, at Carolina, 12/20/09 <i>Carl Eller, at Dallas, 1/1/78</i>	<b>PAT Blocked</b>	Remi Ayodele, at New Orleans, 9/9/10 <i>Has never happened</i>
Minnesota 50, Jacksonville 10, 12/20/98 <i>Has never happened</i>	<b>50 Points Scored In A Game</b>	San Francisco 51, Minnesota 7, 12/8/84 <i>Has never happened</i>
Minnesota 44, New York Giants 7, vs. New York, 1/3/10 <i>Minnesota 41, Arizona 21, 1/10/99</i>	<b>40 Points Scored In A Game</b>	New Orleans 42, Minnesota 20, vs. New Orleans, 12/18/11 <i>N.Y. Giants 41, Minnesota 0, 1/14/01</i>
Minnesota 13, Detroit 0, 12/5/93 <i>Has never happened</i>	<b>Shutout Scored</b>	Green Bay 34, Minnesota 0, 11/11/07 <i>N.Y. Giants 41, Minnesota 0, 1/14/01</i>
Minnesota 27, Arizona 24, 11/7/10 <i>Has never happened</i>	<b>Overtime Victory</b>	Detroit 26, Minnesota 23, 9/25/11 <i>New Orleans 31, Minnesota 28, 1/24/10</i>
Tarvaris Jackson pass to Percy Harvin, at New England, 10/31/10 <i>Lerov Hoard run. at St. Louis. 1/16/00</i>	<b>Two-Point Conversion</b>	Tim Tebow run, vs. Denver, 12/4/11 <i>Has never happened</i>



**SHOW YOUR  
HORNS**

MISCELLANEOUS STATS

## **MISCELLANEOUS STATS**

- **First Downs and Fourth Down Efficiency**
  - **Red Zone Efficiency**
- **Takeaways And Turnovers**
  - **Scoring Drives**
- **Individual and Team Single-Game Bests**
- **Week-by-Week Leaders and Week-by-Week Starters**
  - **Vikings Record When**
    - **Long Plays**
  - **Gameday Inactives**
  - **Game Summaries**

# FIRST DOWNS EARNED - 2011 REGULAR SEASON



Total First Downs (First Downs on Third or Fourth Downs)  
One awarded to passer and receiver on passing plays

PLAYER	RUSHING	RECEIVING	PASSING	TOTAL
Christian Ponder	14 (8)	-	91 (37)	105 (45)
Percy Harvin	15 (2)	43 (14)	-	58 (16)
Donovan McNabb	5 (4)	-	49 (14)	54 (18)
Adrian Peterson	50 (12)	3	-	53 (12)
Visanthe Shiancoe	-	30 (15)	-	30 (15)
Toby Gerhart	24 (3)	5 (3)	-	29 (6)
Joe Webb	8 (5)	-	14 (4)	22 (9)
Michael Jenkins	-	20 (6)	-	20 (6)
Devin Aromashodu	-	20 (7)	-	20 (7)
Kyle Rudolph	-	12 (2)	-	12 (2)
Greg Camarillo	-	6 (5)	-	6 (5)
Lorenzo Booker	3 (1)	3 (1)	-	6 (2)
Stephen Burton	-	2 (1)	-	2 (1)
Ryan D'Imperio	-	1 (1)	-	1 (1)
Allen Reisner	-	1 (1)	-	1 (1)
Emmanuel Arceneaux	-	1 (1)	-	1 (1)
<b>TOTAL</b>	<b>119 (35)</b>	<b>147 (57)</b>	<b>154 (55)</b>	<b>420 (147)</b>

# 2011 FOURTH DOWN EFFICIENCY



Game	Att.	Quarter	Play/Result/Drive Result
@ San Diego (9/11)	0/0	-	-
vs. Tampa Bay (9/18)	0/0	-	-
vs. Detroit (9/25)	0/1	4	Gerhart rush for no gain (4-1, DET 17), Downs
@ Kansas City (10/2)	2/3	2 4 4	McNabb pass to Shiancoe for 5-yd gain (4-3, KC 37), Interception McNabb pass to Berrian for 20-yd gain (4-14, KC 37), Jenkins TD McNabb pass inc. to Shiancoe (4-10, KC 41), Downs
vs. Arizona (10/9)	0/0	-	-
@ Chicago (10/16)	0/2	4 4	Ponder pass to Shiancoe for 9-yd gain (4-10 CHI 21), Downs Ponder pass to Berrian for 5-yd gain (4-8 CHI 35), Downs
vs. Green Bay (10/23)	0/0	-	-
@ Carolina (10/30)	0/0	-	-
@ Green Bay (11/14)	0/2	3 4	Ponder pass inc. to Shiancoe (4-9 GB 41), Downs Ponder pass inc. to Jenkins (4-20 GB 40), Downs
vs. Oakland (11/20)	0/2	4 4	Ponder pass inc. to Jenkins (4-2 MIN 48), Penalty Ponder pass inc. to Harvin (4-8 MIN 46), Downs
@ Atlanta (11/27)	1/2	4 4	Ponder pass to Harvin for 39-yd gain, TD (4-13, ATL 39), Harvin TD Gerhart rush for -2 (4-1, ATL 1), Downs
vs. Denver (12/4)	0/0	-	-
@ Detroit (12/11)	3/3	4 4 4	Gerhart rush for 5 (4-2, DET 23), Gerhart TD Gerhart rush for 2 (4-1, MIN 42), Webb Fumble Webb rush for 10 (4-6, DET 12), Webb Fumble
vs. New Orleans (12/18)	0/1	4	Ponder pass intercepted (4-3, NO 35), Interception
@ Washington (12/24)	0/0	-	-
vs. Chicago (1/1/12)	1/2	4 4	C. Kluwe fumbles FG snap, (4-13, CHI 23), Downs Webb pass to Camarillo for 9-yd gain (4-1, MIN 37), Interception
TOTAL	7/18		



# 2011 RED ZONE EFFICIENCY



## AT SAN DIEGO (9/11/11)

	1st	2nd	3rd	4th	Poss.	TDs	FGs	PTs
OFFENSE	1	1	0	0	2	1	1	10
DEFENSE	1	2	2	1	6	3	1	24

## AT GREEN BAY (11/14/11)

	1st	2nd	3rd	4th	Poss.	TDs	FGs	PTs
OFFENSE	0	0	1	0	1	1	0	7
DEFENSE	0	1	2	2	5	4	1	31

## VS. TAMPA BAY (9/18/11)

	1st	2nd	3rd	4th	Poss.	TDs	FGs	PTs
OFFENSE	1	2	0	1	4	2	2	20
DEFENSE	0	0	2	1	3	1	1	10

## VS. OAKLAND (11/20/11)

	1st	2nd	3rd	4th	Poss.	TDs	FGs	PTs
OFFENSE	1	0	0	2	3	2	0	14
DEFENSE	1	3	1	0	5	3	2	27

## VS. DETROIT (9/25/11)

	1st	2nd	3rd	4th	OT	Poss.	TDs	FGs	PTs
OFFENSE	2	2	0	1	0	5	2	2	20
DEFENSE	0	0	1	1	1	3	1	1	10

## AT ATLANTA (11/27/11)

	1st	2nd	3rd	4th	Poss.	TDs	FGs	PTs
OFFENSE	0	0	1	1	2	1	0	7
DEFENSE	0	2	0	1	3	2	1	17

## AT KANSAS CITY (10/2/11)

	1st	2nd	3rd	4th	Poss.	TDs	FGs	PTs
OFFENSE	0	1	1	1	3	1	0	7
DEFENSE	1	1	1	0	3	0	3	9

## VS. DENVER (12/4/11)

	1st	2nd	3rd	4th	Poss.	TDs	FGs	PTs
OFFENSE	1	2	0	0	3	1	1	10
DEFENSE	0	0	0	1	1	0	1	3

## VS. ARIZONA (10/9/11)

	1st	2nd	3rd	4th	Poss.	TDs	FGs	PTs
OFFENSE	3	0	1	0	4	3	1	24
DEFENSE	0	1	1	1	3	1	0	7

## AT DETROIT (12/11/11)

	1st	2nd	3rd	4th	Poss.	TDs	FGs	PTs
OFFENSE	1	1	0	2	4	3	0	21
DEFENSE	1	1	0	1	3	1	2	13

## AT CHICAGO (10/16/11)

	1st	2nd	3rd	4th	Poss.	TDs	FGs	PTs
OFFENSE	0	2	1	0	3	1	1	10
DEFENSE	1	1	1	1	4	2	2	20

## VS. NEW ORLEANS (12/18/11)

	1st	2nd	3rd	4th	Poss.	TDs	FGs	PTs
OFFENSE	0	1	0	1	2	2	0	14
DEFENSE	1	2	1	1	5	5	0	35

## VS. GREEN BAY (10/23/11)

	1st	2nd	3rd	4th	Poss.	TDs	FGs	PTs
OFFENSE	1	1	0	0	2	2	0	14
DEFENSE	1	1	2	0	4	2	2	20

## AT WASHINGTON (12/24/11)

	1st	2nd	3rd	4th	Poss.	TDs	FGs	PTs
OFFENSE	1	1	2	2	6	4	2	33
DEFENSE	0	2	1	1	4	2	2	20

## AT CAROLINA (10/30/11)

	1st	2nd	3rd	4th	Poss.	TDs	FGs	PTs
OFFENSE	1	2	1	1	5	3	1	24
DEFENSE	0	1	0	1	1	1	0	7

## VS. CHICAGO (1/1/12)

	1st	2nd	3rd	4th	Poss.	TDs	FGs	PTs
OFFENSE	2	1	0	0	3	1	2	13
DEFENSE	0	0	0	1	1	0	1	3

## SEASON TOTALS

	1st	2nd	3rd	4th	OT	Poss.	TDs	FGs	PTs
OFFENSE	15	17	8	10	0	51	30	13	248
DEFENSE	7	18	15	14	1	55	28	20	256

# 2011 TAKEAWAYS AND TURNOVERS



## TAKEAWAYS

23 Takeaways (9 INT, 14 FR)  
 18 resulted in 104 Vikings' points  
 3 inside Vikings' 20

13 First Half Takeaways (2 INT, 11 FR)  
 12 resulted in 60 Vikings' points  
 1 inside Vikings' 20

8 1st Quarter Takeaways (2 INT, 6 FR)  
 8 resulted in 40 Vikings' points  
 0 inside Vikings' 20

5 2nd Quarter Takeaways (1 INT, 4 FR)  
 4 resulted in 20 Vikings' points  
 1 inside Vikings' 20

10 Second Half Takeaways (6 INT, 4 FR)  
 6 resulted in 34 Vikings' points  
 2 inside Vikings' 20

4 3rd Quarter Takeaways (2 INT, 2 FR)  
 2 resulted in 14 Vikings' points  
 2 inside Vikings' 20

6 4th Quarter Takeaways (4 INT, 2 FR)  
 4 resulted in 20 Vikings' points  
 0 inside Vikings' 20

## PLUS/MINUS TURNOVER RATIO

First Half	13 Takeaways
First Quarter	8 Takeaways
Second Quarter	5 Takeaways
Second Half	10 Takeaways
Third Quarter	4 Takeaways
Fourth Quarter	6 Takeaways
Overtime	0 Takeaways
Totals	23 Takeaways

## TURNOVERS

26 Turnovers (17 INT, 9 FL)  
 16 resulted in 81 opponents' points

13 First Half Turnovers (8 INT, 5 FL)  
 10 resulted in 62 opponents' points

5 1st Quarter Turnover (3 INT, 2 FL)  
 4 resulted in 28 opponents' points

8 2nd Quarter Turnovers (5 INT, 3 FL)  
 6 resulted in 34 opponents' points

13 Second Half Turnovers (9 INT, 4 FL)  
 6 resulted in 22 opponents' points

6 3rd Quarter Turnovers (5 INT, 1 FL)  
 5 resulted in 19 opponents' points

7 4th Quarter Turnovers (4 INT, 3 FL)  
 1 resulted in 3 opponents' points

First Half	13 Turnovers
First Quarter	5 Turnovers
Second Quarter	8 Turnovers
Second Half	13 Turnovers
Third Quarter	6 Turnovers
Fourth Quarter	7 Turnovers
Overtime	0 Turnovers
Totals	26 Turnovers

## KEY

INT = Interception  
 FR = Fumbles Recovered  
 FL = Fumbles Lost

-3 Turnover Ratio

# 2011 TAKEAWAYS AND TURNOVERS BREAKDOWN



## TAKEAWAYS – Fumble Recoveries and Interceptions

DATE	OPPONENT	TAKEAWAY	QTR.	YD-LINE	RESULT
9/11/11	San Diego	Interception by Antoine Winfield	2	MIN-9	End of Half
9/11/11	San Diego	Interception by Jared Allen	3	MIN-17	Punt
9/18/11	Tampa Bay	Interception by Husain Abdullah	3	MIN-(-2)	Punt
10/9/11	Arizona	Interception by Asher Allen	1	ARZ-24	Touchdown
10/9/11	Arizona	Fumble Recovered by Jared Allen	1	ARZ-25	Touchdown
10/9/11	Arizona	Interception by Jamarca Sanford	4	ARZ-47	Field Goal
10/9/11	Arizona	Interception by Jamarca Sanford	4	ARZ-36	End of Game
10/16/11	Chicago	Fumble Recovered by Jared Allen	3	CHI-44	Touchdown
10/23/11	Green Bay	Fumble Recovered by Toby Gerhart	1	MIN-47	Touchdown
10/30/11	Carolina	Fumble Recovered by Jared Allen	1	CAR-21	Touchdown
10/30/11	Carolina	Fumble Recovered by Chad Greenway	2	CAR-39	Touchdown
11/14/11	Green Bay	Fumble Recovered by Ryan D'Imperio	3	MIN-30	Touchdown
11/20/11	Oakland	Fumble Recovered by Brian Robison	4	OAK-38	Touchdown
11/27/11	Atlanta	Fumble Recovered by Ryan D'Imperio	4	ATL-36	Touchdown
12/4/11	Denver	Fumble Recovered by Jamarca Sanford	1	DEN-36	Field Goal
12/4/11	Denver	Fumble Recovered by Jared Allen	2	DEN-22	Field Goal
12/18/11	New Orleans	Fumble Recovered by Mistral Raymond	1	NO-26	Field Goal
12/18/11	New Orleans	Fumble Recovered by Everson Griffen	2	NO-45	Field Goal
12/24/11	Washington	Fumble Recovered by Brian Robison	1	WAS-20	Field Goal
12/24/11	Washington	Interception by Mistral Raymond	4	WAS-24	Field Goal
1/1/12	Chicago	Fumble Recovery by L. Guion	1	CHI-49	Field Goal
1/1/12	Chicago	Fumble Recovery by J. Sanford	1	CHI-18	Touchdown
1/1/12	Chicago	Interception by Cedric Griffin	4	CHI-20	Missed FG

## TURNOVERS – Fumbles Lost and Had Intercepted

DATE	OPPONENT	TURNOVER	QTR.	YD-LINE	RESULT
9/11/11	San Diego	Interception by Sean Phillips	1	MIN 6	Touchdown
9/18/11	Tampa Bay	Fumble Recovery by S. Jones	4	MIN 45	End of Game
10/2/11	Kansas City	Interception by B. Carr	2	KC 20	Field Goal
10/9/11	Arizona	Fumble Recovery by R. Johnson	3	ARZ-41	Touchdown
10/23/11	Green Bay	Interception by C. Woodson	3	MIN-46	Field Goal
10/23/11	Green Bay	Interception by C. Woodson	3	GB-40	Field Goal
10/30/11	Carolina	Fumble Recovery by C. Munnerlyn	2	CAR-5	Punt
11/14/11	Green Bay	Interception by T. Williams	2	GB-23	End of Half
11/20/11	Oakland	Interception by M. Giordano	2	OAK-5	Touchdown
11/20/11	Oakland	Fumble Recovery by Van Dyke	2	MIN-16	Touchdown
11/20/11	Oakland	Interception by T. Kelly	3	MIN-25	Field Goal
11/20/11	Oakland	Interception by S. Roult	4	OAK-1	Turnover
11/20/11	Oakland	Fumble Recovery by A. Curry	4	MIN-29	End of Game
12/4/11	Denver	Fumble Recovery by J. Hunter	1	DEN-32	Punt
12/4/11	Denver	Interception by M. Haggan	1	MIN-16	Returned for Touchdown
12/4/11	Denver	Interception by A. Goodman	4	MIN-35	Field Goal
12/11/11	Detroit	Fumble Recovery by S. Tulloch	1	MIN-0	Returned for Touchdown
12/11/11	Detroit	Interception by A. Smith	1	DET-43	Touchdown
12/11/11	Detroit	Interception by A. Smith	2	MIN-31	Returned for Touchdown
12/11/11	Detroit	Fumble Recovery by Sa. Hill	2	MIN-16	Field Goal
12/11/11	Detroit	Interception by E. Wright	3	DET-43	Punt
12/11/11	Detroit	Fumble Recovered C. Avril	4	MIN-43	End of Game
12/18/11	New Orleans	Interception by P. Robinson	4	NO (-2)	End of Game
1/1/12	Chicago	Interception by T. Tillman	2	MIN-22	Touchdown
1/1/12	Chicago	Interception by T. Jennings	3	CHI-42	Punt
1/1/12	Chicago	Interception by D. Moore	4	CHI-29	End of Game

## FUMBLE BREAKDOWN

PLAYER	FUMBLES	LOST
C. Ponder	6	2
L. Booker	3	2
P. Harvin	2	2
M. Jenkins	2	2
D. McNabb	1	0
J. Webb	1	1
D. Aromashodu	1	0
T. Gerhart	1	0
C. Kluwe	1	0
TOTAL	18	9

## 2011 REPLAY CHALLENGES

#	Date	Opponent	Quarter	Time on Clock	Line of Scrimmage	Original Play	Challenge By	Result	Play Result
1	10/2	at KC	1	1:47	KC-34	D. McNabb TD Pass to Aromashodu	R.A.	Upheld	Completion, MIN TD
2	10/2	at KC	2	10:22	KC-32	A. Peterson Fumble	MIN	Reversed	Peterson 4 yard run
3	10/9	vs ARI	3	12:04	ARI-47	M. Jenkins Down by Contact	ARI	Reversed	ARI Fumble Recovery
4	10/23	vs GB	1	14:55	GB-1	C. Ponder TD Pass to Jenkins	R.A.	Reversed	First Down
5	10/30	at CAR	2	14:29	MIN-1	C. Newton TD Pass to S. Smith	R.A.	Reversed	First Down
6	10/30	at CAR	2	4:47	CAR-17	C. Ponder Pass to P. Harvin (Fumble)	MIN	Upheld	CAR Fumble Recovery
7	10/30	at CAR	3	4:24	CAR-17	C. Newton Pass to L. Naanee	MIN	Upheld	Completion
8	11/14	at GB	1	1:25	GB- 29	C. Ponder INT to C. Woodson	MIN	Reversed	4th Down
9	11/20	vs. OAK	2	9:16	MIN-11	C. Palmer TD Pass to C. Schilens	R.A.	Upheld	Oakland TD
10	11/27	at ATL	4	13:23	ATL-39	C. Ponder Pass to T. Gerhart	ATL	Reversed	4th Down
11	12/4	vs. DEN	1	3:51	DEN-35	W. McGahee run	MIN	Reversed	MIN Fumble Recovery
12	12/4	vs. DEN	2	9:46	DEN-45	T. Tebow Pass to D. Thomas	MIN	Reversed	Incomplete Pass
13	12/4	vs. DEN	2	0:47	DEN-21	J. Allen Fumble Recovery	R.A.	Upheld	MIN Fumble Recovery
14	12/18	vs. NO	4	13:08	MIN-2	D. Sproles Touchdown Run	R.A.	Reversed	2nd & Goal (rushing TD)
15	12/24	at WAS	1	5:48	MIN-32	A. Peterson 9 yard run	WAS	Upheld	2nd & 1
16	1/1	vs. CHI	1	12:37	CHI-42	Pass Complete to E. Bennet	MIN	Reversed	MIN Fumble Recovery

# 2011 SCORING DRIVES



Opponent	Plays	Poss. Time	Quarter	Net Yards	How Acquired (yd. line)	Scoring Play
9/11 @ San Diego	0	0:15	1st	103	Kickoff - MIN 20	Harvin 103 yd. Kickoff Run
9/11 @ San Diego	14	7:34	2nd	77	Punt - MIN 8	Longwell 33 yd. FG
9/11 @ San Diego	3	1:28	2nd	51	Punt - MIN 34	McNabb 3 yd. pass to Jenkins
9/18 vs. Tampa Bay	12	6:41	1st	90	Punt - MIN 20	Peterson 1yd. run
9/18 vs. Tampa Bay	14	7:45	2nd	72	Punt - MIN 24	Longwell 22 yd. FG
9/18 vs. Tampa Bay	8	2:47	2nd	75	Punt - MIN 25	Peterson 9 yd. run
9/18 vs. Tampa Bay	12	5:48	4th	69	Kickoff - MIN 20	Longwell 29 yd. FG
9/25 vs. Detroit	12	5:22	1st	63	Kickoff - MIN 23	Longwell 33 yd. FG
9/25 vs. Detroit	8	2:36	1st	30	Punt - MIN 47	Longwell 41 yd. FG
9/25 vs. Detroit	6	3:04	2nd	67	Punt - MIN 33	Peterson 6 yd. run
9/25 vs. Detroit	3	0:41	2nd	13	Punt - MIN 13	McNabb 8 yd. pass to Shiancoe
9/25 vs. Detroit	9	1:19	4th	52	Kickoff - MIN 17	Longwell 49 yd. FG
10/2 @ Kansas City	9	5:29	1st	80	Kickoff - MIN 20	McNabb 34 yd. pass to Aromashodu
10/2 @ Kansas City	8	3:50	3rd	31	Punt - KC 46	Longwell 33 yd. FG
10/2 @ Kansas City	13	8:01	4th	70	Kickoff - MIN 30	McNabb 1 yd. pass to Jenkins
10/9 vs. Arizona	4	1:35	1st	18	Punt - ARZ 18	Peterson 4 yd. run
10/9 vs. Arizona	1	0:07	1st	24	Interception MIN 24	Peterson 24 yd. run
10/9 vs. Arizona	5	1:50	1st	25	Punt MIN 25	McNabb 4 yd. run
10/9 vs. Arizona	4	2:01	1st	73	Punt MIN 27	Peterson 14 yd. run
10/9 vs. Arizona	8	4:48	3rd	82	Kickoff MIN 10	Longwell 26 yd. FG
10/9 vs. Arizona	7	4:33	4th	12	Interception ARZ 47	Longwell 53 yd. FG
10/16 @ Chicago	12	6:02	2nd	62	Kickoff MIN 20	Longwell 37 yd. FG
10/16 @ Chicago	6	2:24	3rd	44	Fumble Recovery MIN 44	Peterson 4 yd. run
10/23 vs. Green Bay	3	1:02	1st	73	Kickoff MIN 27	Ponder 2 yd. pass to Shiancoe
10/23 vs. Green Bay	7	3:39	2nd	50	Fumble Recovery 50	Peterson 1 yd. run
10/23 vs. Green Bay	11	4:00	2nd	46	Kickoff MIN 20	Longwell 52 yd. FG
10/23 vs. Green Bay	5	1:30	4th	52	Kickoff MIN 20	Longwell 46 yd. FG
10/23 vs. Green Bay	10	4:41	4th	93	Punt MIN 7	Ponder 24 yd. pass to Jenkins
10/30 @ Carolina	2	0:39	1st	16	Fumble Recovery CAR 21	Harvin 10 yd. run
10/30 @ Carolina	2	0:21	2nd	39	Fumble Recovery CAR 39	Ponder 19 yd pass to Peterson
10/30 @ Carolina	12	5:41	3rd	90	Punt MIN 10	Peterson 9 yd. run
10/30 @ Carolina	13	7:10	4th	72	Punt MIN 15	Longwell 31 yd. FG
11/14 @ Green Bay	2	0:29	3rd	14	Fumble Recovery GB 14	Peterson 3 yd. run
11/20 vs. Oakland	12	4:24	1st	77	Punt MIN 23	Peterson 12 yd. run
11/20 vs. Oakland	4	0:59	4th	72	Kickoff MIN 28	Ponder 26 yd. pass to Harvin
11/20 vs. Oakland	2	0:50	4th	38	Fumble Recovery OAK 38	Ponder 1 yd. pass to Rudolph
11/27 @ Atlanta	14	7:53	3rd	80	Kickoff MIN 20	T. Gerhart 1 yd. run
11/27 @ Atlanta	4	0:52	4th	36	Fumble Recovery ATL 39	Ponder 39 yd. pass to Harvin
12/4 vs. Denver	1	-	1st	-	-	Jared Allen Safety
12/4 vs. Denver	6	2:21	1st	14	Fumble Recovery DEN 36	Longwell 40 yd. FG
12/4 vs. Denver	12	5:57	2nd	96	Punt MIN 4	Ponder 19 yd. pass to Rudolph
12/4 vs. Denver	4	0:39	2nd	15	Fumble Recovery DEN 21	Longwell 25 yd. FG
12/4 vs. Denver	6	3:23	3rd	85	Punt MIN 15	Ponder 52 yd. pass to Harvin
12/4 vs. Denver	4	1:36	4th	77	Punt MIN 23	Ponder 48 yd. pass to Harvin
12/4 vs. Denver	13	5:46	4th	59	Kickoff MIN 20	Longwell 39 yd. FG
12/11 @ Detroit	10	4:03	1st	80	Kickoff MIN 20	Ponder 7 yd. pass to Shiancoe
12/11 @ Detroit	10	4:57	2nd	60	Kickoff MIN 40	Ponder 6 yd. pass to Harvin
12/11 @ Detroit	9	3:41	3rd	88	Punt MIN 12	Webb 65 yd. run
12/11 @ Detroit	12	4:23	4th	60	Kickoff MIN 40	Webb 2 yd. pass to Gerhart
12/18 vs. New Orleans	4	1:20	1st	0	Fumble Recovery NO 26	Longwell 44 yd. FG
12/18 vs. New Orleans	4	1:09	2nd	-10	Fumble Recovery NO 45	Longwell 49 yd. FG
12/18 vs. New Orleans	6	3:05	2	61	Kickoff MIN 39	Ponder 10 yd. pass to Gerhart
12/18 vs. New Orleans	6	2:13	4	60	Missed FG MIN 40	Ponder 16 yd. pass to Gerhart



# 2011 SCORING DRIVES



Opponent	Plays	Poss. Time	Quarter	Net Yards	How Acquired (yd. line)	Scoring Play
12/24/11 @ Washington	4	1:23	1	2	Fumble Recovery WAS 20	Longwell 36 yd. FG
12/24/11 @ Washington	13	5:52	2	68	Punt MIN 32	Peterson 1 yd. run
12/24/11 @ Washington	3	1:17	3	75	Kickoff MIN 25	Webb 9 yd. run
12/24/11 @ Washington	6	3:16	3	73	Kickoff MIN 27	Webb 17 yd. pass to Rudolph
12/24/11 @ Washington	6	2:35	4	72	Kickoff MIN 28	Webb 8 yd. pass to Harvin
12/24/11 @ Washington	6	3:27	4	19	Interception WAS 24	Longwell 23 yd. FG
1/1/12 vs. Chicago	8	3:42	1	41	Fumble Recovery CHI 49	Longwell 26 yd. FG
1/1/12 vs. Chicago	3	0:43	1	18	Fumble Recovery CHI 18	Harvin 5 yd. run
1/1/12 vs. Chicago	9	3:17	2	71	Punt MIN 21	Longwell 26 yd. FG

# 2011 INDIVIDUAL SINGLE-GAME BESTS



## VIKINGS OFFENSE

### RUSHING

Yards Rushing	175	Adrian Peterson vs. Green Bay (10/23)
Rushing Attempts	29	Adrian Peterson vs. Arizona (10/9)
TDs Rushing	3	Adrian Peterson vs. Arizona (10/9)
Longest Rush	67	Toby Gerhart at Washington (12/24)
Longest TD Rush	65t	Joe Webb at Detroit (12/11)

### PASSING

Yards Passing	381	Christian Ponder vs. Denver (12/4)
Passing Attempts	47	Christian Ponder vs. Denver (12/4)
Passes Completed	29	Christian Ponder vs. Denver (12/4)
TDs Passing	3	Christian Ponder vs. Denver (12/4)
Longest Pass	72	Christian Ponder vs. Green Bay (10/23)
Longest TD Pass	52t	Christian Ponder vs. Denver (12/4)

### RECEIVING

Yards Receiving	156	Percy Harvin vs. Denver (12/4)
Receptions	10	Percy Harvin at Detroit (12/11)
	10	Percy Harvin vs Chicago (1/1/12)
Longest Reception	72	Michael Jenkins vs. Green Bay (10/23)
TDs Receiving	2	Percy Harvin vs. Denver (12/4)
Longest TD Reception	52t	Percy Harvin vs. Denver (12/4)

## VIKINGS DEFENSE

Interceptions	2	Jamarca Sanford vs. Arizona (10/9)
Longest Interception Return	52	Jamarca Sanford vs. Arizona (10/9)
Fumble Recoveries	1	Jared Allen 4 Times, Most Recently vs. Denver (12/4)
	1	Ryan D'Imperio 2 Times, Most Recently at Atlanta (11/27)
	1	Brian Robison 2 Times, Most Recently at Washington (12/24)
	1	Jamarca Sanford 2 Times, Most Recently vs. Chicago (1/1/12)
	1	Toby Gerhart vs. Green Bay (10/23)
	1	Chad Greenway at Carolina (10/30)
	1	Mistral Raymond vs. New Orleans (12/18)
	1	Everson Griffen vs. New Orleans (12/18)
	1	Letroy Guion vs. Chicago (1/1/12)
Longest Fumble Return	26	Mistral Raymond vs. New Orleans (12/18)
QB Sacks	3.5	Jared Allen vs. Chicago (1/1/12)
Solo Tackles	12	Chad Greenway vs. Oakland (11/20)
Combined Tackles	22	Chad Greenway vs. Oakland (11/20)

## VIKINGS SPECIAL TEAMS

Field Goals	3	Ryan Longwell vs. Detroit (9/25)
Longest Field Goal	53	Ryan Longwell vs. Arizona (10/9)
Longest Punt	60	Chris Kluwe vs. Denver (12/4)
Longest Punt Return	53	Marcus Sherels vs Detroit (9/25)
Longest Kickoff Return	104	Percy Harvin at Atlanta (11/27)
Field Goal Block	1	Letroy Guion vs. Oakland (11/20)
Blocked Kick Return	-	

# 2011 TEAM SINGLE-GAME BESTS



## VIKINGS OFFENSE

Points	34	vs. Arizona (10/9)
First Downs	29	at Detroit (12/11)
Total Offense	489	vs. Denver (12/4)
Net Yards Rushing	269	at Detroit (12/11)
Net Yards Passing	360	vs. Denver (12/4)
Rushing Attempts	38	at Washington (12/24)
Passing Attempts	48	vs. Denver (12/4)
Passes Completed	30	at Chicago (10/16)
	30	vs. Denver (12/4)

## VIKINGS DEFENSE

Interceptions	3	vs. Arizona (10/9)
Longest Interception Return	52	vs. Tampa Bay (9/18)
Fumble Recoveries	2	at Carolina (10/30)
	2	vs. Denver (12/4)
	2	vs. New Orleans (12/18)
	2	vs. Chicago (1/1/12)
Longest Fumble Return	26	vs. New Orleans (12/18)
QB Sacks	7	vs. Chicago (1/1/12)
Solo Tackles	72	vs. New Orleans (12/18)
Combined Tackles	107	vs. New Orleans (12/18)

# 2011 WEEK-BY-WEEK LEADERS



OPPONENT	RUSHES	RUSH YDS	RECEPT.	REC. YDS	SACKS	TACKLES
9/11 @ San Diego	A. Peterson, 16	A. Peterson, 98	M. Jenkins, 3	M. Jenkins, 26	E. Henderson, 1	H. Abdullah, 16
9/18 vs. Tampa Bay	A. Peterson, 25	A. Peterson, 120	P. Harvin, 7	P. Harvin, 76	J. Allen, 1 E. Griffen, 1	A. Winfield, 12
9/25 vs. Detroit	A. Peterson, 17	A. Peterson, 78	M. Jenkins, 9	M. Jenkins, 88	J. Allen, 3	EJ Henderson, 11
10/2 @ Kansas City	A. Peterson, 23	A. Peterson, 80	V. Shiancoe, 6	V. Shiancoe, 58	J. Allen, 2	H. Abdullah, 12
10/9 vs. Arizona	A. Peterson, 29	A. Peterson, 122	M. Jenkins, 4	D. Aromashodu, 81	B. Robison, 2 J. Allen, 2	E. Henderson, 11
10/16 @ Chicago	A. Peterson, 12	A. Peterson, 39	P. Harvin, 7	P. Harvin, 78	J. Allen, 1	E. Henderson, 10
10/23 vs. Green Bay	A. Peterson, 24	A. Peterson, 175	Shiancoe, 4	M. Jenkins, 111	J. Allen, 2	C. Greenway, 13
10/30 @ Carolina	A. Peterson, 21	A. Peterson, 86	A. Peterson, 5	A. Peterson, 76	H. Abdullah, 1 EJ. Henderson, 1 J. Allen, 1	C. Greenway, 11
11/14 @ Green Bay	A. Peterson, 14	A. Peterson, 51	P. Harvin, 6	P. Harvin, 52	A. Winfield, 1 J. Allen, 1	C. Greenway, 8
11/20 vs. Oakland	A. Peterson, 6	C. Ponder, 71	P. Harvin, 6	P. Harvin, 73	B. Robison, 1 C. Greenway, 1 EJ. Henderson, 1 K. Williams, 1	C. Greenway, 22
11/27 @ Atlanta	T. Gerhart, 17	T. Gerhart, 44	P. Harvin, 8	P. Harvin, 95	E. Griffen, 1 K. Williams, 1	C. Greenway, 17
12/4 vs. Denver	T. Gerhart, 19	T. Gerhart, 91	P. Harvin, 8	P. Harvin, 156	J. Allen, 1 R. Ayodele, 1	J. Sanford, 9
12/11 @ Detroit	T. Gerhart, 19	J. Webb, 109	P. Harvin, 10	P. Harvin, 69	J. Allen, 3	J. Sanford, 10
12/18 vs. New Orleans	A. Peterson, 10	A. Peterson, 60	T. Gerhart, 4	T. Gerhart, 46	None	J. Sanford, 16
12/24 @ Washington	A. Peterson, 12	T. Gerhart, 109	P. Harvin, 5	P. Harvin, 65	B. Robison, 1 K. Williams, 1 J. Allen, 1	EJ Henderson, 15
1/1/12 vs. Chicago	T. Gerhart, 15	T. Gerhart, 67	P. Harvin, 10	P. Harvin, 115	J. Allen, 3.5	EJ Henderson, 10

# 2011 GAME-BY-GAME STARTERS



## VIKINGS OFFENSE

Date/Opp.	WR/2nd TE	LT	LG	C	RG	RT	TE/WR	WR/3rd TE	QB	RB	FB/2nd TE 3rd WR/ 2nd RB
9/11 @ San Diego	Rudolph	Johnson	Hutchinson	Sullivan	Herrera	Loadholt	Shiancoe	Harvin	McNabb	Peterson	Kleinsasser
9/18 vs. Tampa Bay	Rudolph	Johnson	Hutchinson	Sullivan	Herrera	Loadholt	Shiancoe	Jenkins	McNabb	Peterson	Gerhart
9/25 vs. Detroit	Berrian	Johnson	Hutchinson	Sullivan	Herrera	Loadholt	Shiancoe	Harvin	McNabb	Peterson	Kleinsasser
10/2 @ Kansas City	Harvin	Johnson	Hutchinson	Sullivan	Herrera	Loadholt	Shiancoe	Kleinsasser	McNabb	Peterson	Rudolph
10/9 vs. Arizona	Jenkins	Johnson	Hutchinson	Sullivan	Herrera	Loadholt	Shiancoe	Harvin	McNabb	Peterson	Kleinsasser
10/11 @ Chicago	Jenkins	Johnson	Hutchinson	Sullivan	Herrera	Loadholt	Shiancoe	Harvin	McNabb	Peterson	Rudolph
10/23 vs. Green Bay	Jenkins	Johnson	Hutchinson	Berger	Herrera	Loadholt	Shiancoe	Harvin	Ponder	Peterson	Aromashodu
10/30 @ Carolina	Aromashodu	Johnson	Hutchinson	Sullivan	Berger	Loadholt	Shiancoe	Rudolph	Ponder	Peterson	Kleinsasser
11/14 @ Green Bay	Jenkins	Johnson	Hutchinson	Sullivan	Berger	Loadholt	Kleinsasser	Aromashodu	Ponder	Peterson	Harvin
11/20 vs. Oakland	Jenkins	Johnson	Hutchinson	Sullivan	Berger	Loadholt	Shiancoe	Harvin	Ponder	Peterson	Aromashodu
11/27 @ Atlanta	Jenkins	Johnson	Hutchinson	Sullivan	Berger	Loadholt	Shiancoe	Harvin	Ponder	Gerhart	Kleinsasser
12/4 vs. Denver	D. Aromashodu	Johnson	Hutchinson	Sullivan	Herrera	Loadholt	Kleinsasser	Harvin	Ponder	Gerhart	J. Webb
12/11 @ Detroit	D. Aromashodu	Johnson	Hutchinson	Sullivan	Herrera	Loadholt	Shiancoe	Harvin	Ponder	Gerhart	Rudolph
12/18 vs. New Orleans	J. Kleinsasser	Johnson	Hutchinson	Sullivan	Herrera	Loadholt	Shiancoe	Harvin	Ponder	Peterson	D'Imperio
12/24 @ Washington	K. Rudolph	Johnson	Berger	Sullivan	Herrera	Loadholt	Kleinsasser	Harvin	Ponder	Peterson	Shiancoe
1/1/12 vs. Chicago	J. Kleinsasser	Johnson	Berger	Sullivan	Herrera	Loadholt	Shiancoe	Harvin	Ponder	Gerhart	Rudolph

## VIKINGS DEFENSE

Date/Opp.	LE	NT	UT	RE	SLB	MLB	WLB/3rd CB	LCB	RCB	FS	SS
9/11 @ San Diego	Robison	Ayodele	Guion	J. Allen	Greenway	EJ Henderson	E. Henderson	Winfield	Griffin	Abdullah	Sanford
9/18 vs. Tampa Bay	Robison	Ayodele	Guion	J. Allen	Greenway	EJ Henderson	E. Henderson	Winfield	Griffin	Abdullah	Sanford
9/25 vs. Detroit	Robison	Ayodele	Williams	J. Allen	Greenway	EJ Henderson	C. Cook	Winfield	Griffin	Abdullah	Sanford
10/2 @ Kansas City	Robison	Ayodele	Williams	J. Allen	Greenway	EJ Henderson	E. Henderson	Winfield	Griffin	Abdullah	Sanford
10/9 vs. Arizona	Robison	Ayodele	Williams	J. Allen	Greenway	E. Henderson	Sherels	Cook	A. Allen	Abdullah	Sanford
10/16 @ Chicago	Robison	Ayodele	Williams	J. Allen	Greenway	EJ Henderson	E Henderson	Cook	Griffin	Abdullah	Sanford
10/23 vs. Green Bay	Robison	Ayodele	Williams	J. Allen	Greenway	EJ Henderson	E Henderson	A. Allen	Griffin	Abdullah	Johnson
10/30 vs. Carolina	Robison	Ayodele	Williams	J. Allen	Greenway	EJ Henderson	E Henderson	A. Allen	Griffin	Abdullah	Sanford
11/14 @ Green Bay	Robison	Ballard	Williams	J. Allen	Greenway	E Henderson	A. Allen	Winfield	Griffin	Abdullah	Sanford
11/20 vs. Oakland	Robison	Ayodele	Williams	J. Allen	Greenway	EJ Henderson	Onatolu	A. Allen	Griffin	Johnson	Sanford
11/27 @ Atlanta	Robison	Ayodele	Williams	J. Allen	Greenway	EJ Henderson	E Henderson	A. Allen	Griffin	Johnson	Sanford
12/4 vs. Denver	Robison	Ayodele	Williams	J. Allen	Greenway	EJ Henderson	E Henderson	Sapp	Griffin	Raymond	Sanford
12/11 @ Detroit	Robison	Ballard	Williams	J. Allen	Greenway	EJ Henderson	Sapp	A. Allen	Griffin	Raymond	Sanford
12/18 vs. New Orleans	Robison	Ayodele	Williams	J. Allen	Greenway	EJ Henderson	Burton	A. Allen	Sherels	Raymond	Sanford
12/24 @ Washington	Robison	Guion	Williams	J. Allen	Greenway	EJ Henderson	Sapp	Sherels	Griffin	Raymond	Sanford
1/1/12 vs. Chicago	Robison	Ayodele	Williams	J. Allen	Greenway	EJ Henderson	E. Henderson	A. Allen	Griffin	Raymond	Sanford



# 2011 LONG PLAYS



## RUSHES OF 15+ YARDS

67	Toby Gerhart @ Washington (12/24)
65t	Joe Webb @ Detroit (12/11)
54	Adrian Peterson vs. Green Bay (10/23)
46	Adrian Peterson @ San Diego (9/11)
43	Adrian Peterson vs. Detroit (9/25)
39	Percy Harvin vs. Detroit (9/25)
39	Adrian Peterson vs. New Orleans (12/18)
32	Percy Harvin @ Detroit (12/11)
31	Toby Gerhart vs. Tampa Bay (9/18)
31	Percy Harvin @ Washington (12/24)
29	Adrian Peterson vs. Green Bay (10/23)
28	Christian Ponder vs. Oakland (11/20)
25	Adrian Peterson vs. Green Bay (10/23)
25	Lorenzo Booker vs. Arizona (10/9)
24t	Adrian Peterson vs. Arizona (10/9)
23	Donovan McNabb @ San Diego (9/11)
23	Percy Harvin @ Kansas City (10/2)
23	Percy Harvin @ Kansas City (10/2)
22	Christian Ponder vs. Oakland (11/20)
19	Adrian Peterson vs. Tampa Bay (9/18)
17	Christian Ponder vs. Oakland (11/20)
16	Toby Gerhart vs. Denver (12/4)
16	Christian Ponder @ Washington (12/24)
16	Joe Webb @ Washington (12/24)
15	Adrian Peterson @ Carolina (10/30)
15	Toby Gerhart @ Detroit (12/11)
15	Christian Ponder vs. New Orleans (12/18)

## CATCHES OF 20+ YARDS

72	Michael Jenkins vs. Green Bay (10/23)
60	Devin Aromashodu vs. Arizona (10/9)
52t	Percy Harvin vs. Denver (12/4)
48t	Percy Harvin vs. Denver (12/4)
42	Toby Gerhart vs. Tampa Bay (9/18)
42	Devin Aromashodu vs. Oakland (11/20)
41	Kyle Rudolph @ Kansas City (10/2)
39t	Percy Harvin @ Atlanta (11/27)
37	Visanthe Shiancoe vs. Oakland (11/20)
36	Percy Harvin @ Washington (12/24)
34t	Devin Aromashodu @ Kansas City (10/2)
33	Visanthe Shiancoe @ Green Bay (11/14)
31	Greg Camarillo vs. Green Bay (10/23)
30	Bernard Berrian @ Chicago (10/16)
28	Aromashodu @ Detroit (12/11)
26t	Percy Harvin vs. Oakland (11/20)
24t	Michael Jenkins vs. Green Bay (10/23)
24	Michael Jenkins vs. Detroit (9/25)
24	Michael Jenkins @ Carolina (10/30)
24	Percy Harvin vs. Oakland (11/20)
23	Greg Camarillo @ Chicago (10/16)
23	Michael Jenkins @ Green Bay (11/14)
23	Devin Aromashodu @ Washington (12/24)
22	Michael Jenkins vs. Green Bay (10/23)
22	Percy Harvin @ Kansas City (10/2)
22	Adrian Peterson @ Carolina (10/30)
22	Percy Harvin @ Carolina (10/30)
21	Michael Jenkins @ Green Bay (11/14)
21	Percy Harvin vs. Detroit (9/25)
21	Devin Aromashodu vs. Arizona (10/9)
21	Stephen Burton vs. Denver (12/4)
20	Devin Aromashodu vs. Denver (12/4)
20	Percy Harvin @ Chicago (10/16)
20	Visanthe Shiancoe vs. Arizona (10/9)
20	Kyle Rudolph vs. Detroit (9/25)
20	Bernard Berrian @ Kansas City (10/2)
20	Adrian Peterson @ Carolina (10/30)
20	Percy Harvin @ Atlanta (11/27)

## PASSES OF 20+ YARDS

72	Christian Ponder vs. Green Bay (10/23)
60	Donovan McNabb vs. Arizona (10/9)
52t	Christian Ponder vs. Denver (12/4)
48t	Christian Ponder vs. Denver (12/4)
42	Donovan McNabb vs. Tampa Bay (9/18)
42	Christian Ponder vs. Oakland (11/20)
41	Donovan McNabb @ Kansas City (10/2)
39t	Christian Ponder @ Atlanta (11/27)
37	Christian Ponder vs. Oakland (11/20)
36	Joe Webb @ Washington (12/24)
34t	Donovan McNabb @ Kansas City (10/2)
33	Christian Ponder @ Green Bay (11/14)

## PASSES OF 20+ YARDS (Continued)

31	Christian Ponder vs. Green Bay (10/23)
30	Donovan McNabb @ Chicago (10/16)
28	Christian Ponder @ Detroit (12/11)
26t	Christian Ponder vs. Oakland (11/20)
25	Donovan McNabb vs. Tampa Bay
24t	Christian Ponder vs. Green Bay (10/23)
24	Christian Ponder @ Carolina (10/30)
24	Donovan McNabb vs. Detroit (9/25)
24	Christian Ponder vs. Oakland (11/20)
23	Christian Ponder @ Green Bay (11/14)
23	Christian Ponder @ Chicago (10/16)
23	Joe Webb @ Washington (12/24)
22	Christian Ponder @ Green Bay (11/14)
22	Michael Ponder vs. Green Bay (10/23)
22	Donovan McNabb @ Kansas City (10/2)
22	Christian Ponder @ Carolina (10/30)
22	Christian Ponder @ Carolina (10/30)
21	Christian Ponder @ Green Bay (11/14)
21	Donovan McNabb vs. Detroit (9/25)
21	Donovan McNabb vs. Arizona (10/9)
21	Christian Ponder vs. Denver (12/4)
20	Christian Ponder @ Chicago (10/16)
20	Donovan McNabb vs. Arizona (10/9)
20	Donovan McNabb @ Kansas City (10/2)
20	Donovan McNabb vs. Detroit (9/25)
20	Christian Ponder @ Carolina (10/30)
20	Christian Ponder @ Atlanta (11/27)
20	Christian Ponder vs. Denver (12/4)

## INTERCEPTION RETURNS OF 10+ YARDS

52	Jamarca Sanford vs. Arizona (10/9)
32	Husain Abdullah vs. Tampa Bay (9/18)
31	Mistral Raymond @ Washington (12/24)
17	Jamarca Sanford vs. Arizona (10/9)
14	Jared Allen @ San Diego (9/11)

## FUMBLE RETURN OF 15+ YARDS

26	Mistral Raymond vs. New Orleans (12/18)
15	Everson Griffen vs. New Orleans (12/18)

## KICKOFF RETURNS OF 35+ YARDS

104	Percy Harvin @ Atlanta (11/27)
103t	Percy Harvin @ San Diego (9/11)
68	Lorenzo Booker vs. Detroit (9/25)
78	Marcus Sherels @ Carolina (10/30)

## PUNT RETURNS OF 20+ YARDS

53	Marcus Sherels vs. Detroit (9/25)
23	Marcus Sherels vs. Arizona (10/9)
22	Marcus Sherels vs. Arizona (10/9)

## LONG FIELD GOALS OF 40+ YARDS

53	Ryan Longwell vs. Arizona (10/9)
49	Ryan Longwell vs. Detroit (9/25)
49	Ryan Longwell vs. New Orleans (12/18)
44	Ryan Longwell vs. New Orleans (12/18)
41	Ryan Longwell vs. Detroit (9/25)
40	Ryan Longwell vs. Denver (12/4)

## LONG TOUCHDOWNS OF 15+ YARDS

103t	Percy Harvin @ San Diego (9/11)
65t	Joe Webb @ Detroit (12/11)
52t	Percy Harvin vs. Denver (12/4)
48t	Percy Harvin vs. Denver (12/4)
39t	Percy Harvin @ Atlanta (11/27)
34t	Devin Aromashodu @ Kansas City (10/2)
26t	Percy Harvin vs. Oakland (11/20)
24t	Adrian Peterson vs. Arizona (10/9)
24t	Michael Jenkins vs. Green Bay (10/23)
19t	Kyle Rudolph vs. Denver (12/4)
16t	Toby Gerhart vs. New Orleans (12/18)

# 2011 GAMEDAY INACTIVES

---



@ San Diego (9/11)

CB 21 A. Allen, CB 36 B. Burton, S 41 M. Raymond, LB 57 X. Adibi, C 63 B. Fusco, T 75 D. Love, DE 91 D. Reed

vs. Tampa Bay (9/18)

CB 36 B. Burton, S 41 M. Raymond, C 63 B. Fusco, DE 67 A. Awasom, T 75 D. Love, WR 85 G. Camarillo, DE 91 D. Reed

vs. Detroit (9/25)

CB 36 B. Burton, S M. Raymond, LB 57 X. Adibi, C 63 B. Fusco, T 75 D. Love, WR 85 Greg. Camarillo, DE 91 D. Reed

@ Kansas City (10/2)

CB 36 B. Burton, S 41 M. Raymond, LB 57 X. Adibi, C 63 B. Fusco, T 75 D. Love, WR 85 G. Camarillo, DE 91 D. Reed

vs. Arizona (10/9)

CB 26 A. Winfield, S 41 M. Raymond, LB 57 X. Adibi, C 63 B. Fusco, T 75 D. Love, WR 87 B. Berrian, DE 91 D. Reed

@ Chicago (10/16)

CB 26 A. Winfield, CB 36 B. Burton, S 41 M. Raymond, LB 57 X. Adibi, C 63 B. Fusco, T 75 D. Love, DE 91 D. Reed

vs. Green Bay (10/23)

CB 26 A. Winfield, CB 31 C. Cook, S 33 J. Sanford, C 65 J. Sullivan, T 75 D. Love, WR B. Berrian, DE 91 D. Reed

@ Carolina (10/30)

CB 26 A. Winfield, RB 27 L. Booker, LB 57 X. Adibi, G 64 A. Herrera, T 75 D. Love, DE 91 D. Reed

@ Green Bay (11/14)

CB 31 C. Cook, CB 36 B. Burton, LB 57 X. Adibi, G 64 A. Herrera, T 75 D. Love, WR 86 S. Burton, DE 91 D. Reed

vs. Oakland (11/20)

CB 31 C. Cook, S 39 H. Abdullah, LB 50 E Henderson, G 64 A. Herrera, T 75 D. Love, WR 86 S. Burton, DE 91 D. Reed

@ Atlanta (11/27)

RB 28 A. Peterson, CB 31 C. Cook, S 39 H. Abdullah, G 64 A. Herrera, T 75 D. Love, TE 82 K. Rudolph, DE 91 D. Reed

vs. Denver (12/4)

CB 21 A. Allen, RB 28 A. Peterson, CB 31 C. Cook, S 34 A. Sendejo, C 63 B. Fusco, T 75 D. Love, DE 91 D. Reed

@ Detroit (12/11)

RB 28 A. Peterson, CB 31 C. Cook, LB 57 X. Adibi, C 63 B. Fusco, T 75 D. Love, TE 89 A. Reisner, DE 91 D. Reed

vs. New Orleans (12/18)

CB 31 C. Cook, S 34 A. Sendejo, LB 57 X. Adibi, C 63 B. Fusco, T 75 D. Love, TE 89 A. Reisner, DE 91 D. Reed

@ Washington (12/24)

CB 21 A. Allen, CB 31 C. Cook, LB 57 X. Adibi, T 75 D. Love, G 76 S. Hutchinson, TE 89 A. Reisner, DE 91 D. Reed

vs. Chicago (1/1/12)

RB 29 J. Todman, CB 31 C. Cook, RB 38 C. King, LB 57 X. Adibi, T 75 D. Love, TE 86 M. Shuler, DE 91 D. Reed

# 2011 SEASON AT A GLANCE - GAME 1



## VIKINGS 17, CHARGERS 24

at Qualcomm Stadium, September 11, 2011

Attendance 66,716

	1	2	3	4	OT	Total
Minnesota	7	10	0	0	-	17
San Diego	7	0	7	10	-	24

Vikings - P. Harvin 103 yd. kickoff return (R. Longwell kick) (1st - 14:45)

Chargers - M. Tolbert 1yd. pass from P. Rivers (M. Scifres kick) (1st - 11:38)

Vikings - R. Longwell 33 yd. Field Goal (2nd - 12:56)

Vikings - M. Jenkins 3 yd. pass from D. McNabb (R. Longwell kick) (2nd - 9:44)

Chargers - M. Tolbert 7 yd. run (M. Scifres kick) (3rd - 10:43)

Chargers - M. Scifres 40 yd. Field Goal (4th - 10:05)

Chargers - M. Tolbert 19 yd. pass from P. Rivers (M. Scifres kick) (4th - 5:01)

	VIKINGS	CHARGERS
First Downs	10	31
Rushes/Yards	26/159	27/77
Passing Yards	28	330
Punt Return/Yards	2/17	5/38
KO Return/Yards	3/130	4/90
Passes (A-C-I)	15-7-1	48-33-2
Times Sacked/Yards	2/11	2/5
Punts	6/48.2	3/42.3
Fumbles/Lost	-	1/0
Penalties/Yards	9/78	4/26
Possession Time	22:43	37:17

### GAME NOTES

- Percy Harvin set a new team record for longest kickoff return in the San Diego series with an opening kickoff return touchdown of 103 yards.
- Percy Harvin becomes the first Vikings player to return a kickoff return for a touchdown in a season opener.
- Adrian Peterson moves into 2nd place for most rushing yards in a Vikings' career (5,880), passing Chuch Foreman (5,879). He trails only Robert Smith (6,818).
- Percy Harvin tied a team record for most 50+ yard kickoff returns in a career, joining David Palmer, with his 5th on Sunday.
- Donovan McNabb moves into 6th place for most quarterback rushing yards in a career (3,432 yards).
- Erin Henderson started his first career game. He recorded his first career sack.
- Letroy Guion had his first career start
- Pat Brown played in his first career NFL game.
- The elapsed time of 15 seconds to score a touchdown was fourth quickest in team history.
- Adrian Peterson set a new team record for most rushing attempts in first 5 seasons (1,214).
- Michael Jenkins scored his first receiving touchdown as a Vikings player, and his 21st career.
- Antoine Winfield intercepted his 18th pass as a Vikings player, and his 24th career.

### PASSING

Vikings – D. McNabb 7-15-39, 46% 1TD - 47.9 rating.

Chargers – P. Rivers 33-48-335, 69% 2 TD - 85.0 rating

### RUSHING

Vikings – A. Peterson 16-98, D. McNabb 3-32, T. Gerhart 2-16, P. Harvin 4-15, J. Webb 1-(-2)

Chargers – R. Matthews 12-45, M. Tolbert 12-35-1 TD, P. Rivers 3-(-3)

### RECEIVING

Vikings – M. Jenkins 3-26-1 TD, P. Harvin 2-7, A. Peterson 2-6

Chargers – M. Tolbert 9-58-2 TD, A. Gates 8-74, R. Matthews 3-73, M. Floyd 3-45, R. McMichael 3-20, J. Hester 3-13, V. Jackson 2-31, B. Walters 2-21

### SACKS

Vikings – E. Henderson 1.0, J. Allen 0.5, B. Robison 0.5

Chargers – A. Garay 1.0, A. Barnes 1.0

### TACKLES

Vikings – H. Abdullah 7-9-16, C. Greenway 8-5-13, J. Sanford 9-2-11, A. Winfield 7-2-9, E.J. Henderson 5-3-8, E. Henderson 5-2-7, J. Allen 4-3-7, B. Robison 4-2-6, L. Guion 4-2-6, C. Griffin 5-0-5, F. Evans 3-1-4, Ty. Johnson 3-0-3, C. Cook 2-1-3, R. Ayodele 0-1-1

Chargers – T. Spikes 5-6-11, D. Butler 5-1-6, B. Sanders 3-3-6, E. Weddle 3-1-4, A. Garay 2-2-4, Q. Jammer 3-0-3, S. Phillips 2-1-3, A. Barnes 2-0-2

A. Cason 2-0-2, C. Liuget 1-1-2, M. Gilchrist 1-0-1, S. Gregory 1-0-1, J. Cesaire 1-0-1, V. Martin 0-1-1

### INTERCEPTIONS

Vikings – J. Allen 14yds., A. Winfield 3yds.

Chargers – S. Phillips 0 yds.

# 2011 SEASON AT A GLANCE - GAME 2



## TAMPA BAY 24, VIKINGS 20

at Mall of America Field at HHH Metrodome, September 18, 2011  
Attendance 62,461

	1	2	3	4	OT	Total
Tampa Bay	0	0	10	14	0	24
Minnesota	7	10	0	3	0	20

Vikings – A. Peterson 1 yd. run (R. Longwell kick) (1st - 0:02)  
 Vikings – R. Longwell 22 yd. Field Goal (2nd - 5:06)  
 Vikings – A. Peterson 9 yd. run (R. Longwell kick) (2nd - 0:52)  
 Buccaneers – L. Blount 27 yd. run (C. Barth kick) (3rd - 10:59)  
 Buccaneers – C. Barth 36 yd. Field Goal (3rd 0:29)  
 Vikings – R. Longwell 29 yd. Field Goal (4th - 9:41)  
 Buccaneers – A. Benn 25 yd. pass from J. Freeman (C. Barth kick) (4th 6:39)  
 Buccaneers – L. Blount 4 yd. run (C. Barth kick) (4th - 0:31)

	BUCS	VIKINGS
First Downs	19	25
Rushes/Yards	19/105	33/186
Passing Yards	230	212
Punt Return/Yards	2/27	2/3
KO Return/Yards	4/91	2/17
Passes (A-C-I)	31-22-1	30-18-0
Times Sacked/Yards	2/8	3/17
Punts	4/45.8	4/41.3
Fumbles/Lost	0/0	2/1
Penalties/Yards	6/53	8/65
Possession Time	26:30	33:30

### PASSING

Vikings – D. McNabb 18-30-212, 60%, 83.8 rating.  
 Buccaneers – J. Freeman 22-31-243, 71%, 1 TD, 91.2 rating.

### RUSHING

Vikings – A. Peterson 25-120-2 TDs, T. Gerhart 2-36, P. Harvin 2-18, D. McNabb 4-12  
 Buccaneers – L. Blount 13-71, E. Graham 3-18, J. Freeman 3-16

### RECEIVING

Vikings – P. Harvin 7-76, M. Jenkins 3-29, V. Shiancoe 3-28, A. Peterson 2-21, T. Gerhart 1-42, B. Berrian 1-17, K. Rudolph 1-15  
 Buccaneers – P. Parker 6-98, E. Graham 5-21, K. Winlow 4-44, D. Briscoe 4-42, A. Benn 1-25, L. Stocker 1-17, M. Williams 1-(-4)

### SACKS

Vikings – E. Griffen 1.0, J. Allen 1.0  
 Buccaneers – M. Foster 1.0, S. Jones 1.0

### TACKLES

Vikings – A. Winfield 11-1-12, H. Abdullah 8-0-8, E.J. Henderson 4-3-7, J. Allen 5-1-6, J. Sanford 4-1-5, C. Greenway 3-2-5, A. Allen 2-1-3, E. Henderson 1-2-3, F. Evans 2-0-2, R. Ayodele 1-1-2, C. Griffin 0-2-2, B. Robison 0-1-1, E. Griffen 1-0-1, C. Cook 0-1-1  
 Buccaneers – M. Foster 7-3-10, S. Jones 5-2-7, C. Grimm 6-0-6, R. Miller 3-1-4, R. Barber 3-0-3, G. McCoy 3-0-3, Q. Black 2-1-3, M. Bennett 2-1-3, A. Talib 2-0-2, E. Biggers 1-0-1, A. Hayward 1-0-1, D. Bowers 1-0-1, B. Price 1-0-1

### INTERCEPTIONS

Vikings – H. Abdullah 32 yds.  
 Buccaneers – none

### GAME NOTES

- Adrian Peterson set a new team record for most career rushing touchdowns with 54, passing Chuck Foreman (52).
- Adrian Peterson set a new team record for most career 20+ attempts rushing games with 32, passing Chuck Foreman (31).
- Adrian Peterson set a new team record for fewest games needed to reach 6,000 rushing yards, needing only 63 games.
- Adrian Peterson rushed for his first 100 yard game in his fifth season. This is a new team record for most 100 yard games rushing in first five seasons (25).
- Adrian Peterson becomes the first player in team history to gain 6,000 rushing yards in first five seasons.
- Toby Gerhart had his two career longest plays. His run of 31 yards and reception of 42 yards.
- Everson Griffen recorded his first career sack.
- Antoine Winfield becomes only the fifth cornerback in team history to play in 100 games, 172 in his career.
- Donovan McNabb's 30 passing attempts move him into 7th place for most attempts in first 13 seasons (5,263).
- Adrian Peterson moves into ninth place for most NFL rushing touchdowns in first five seasons (54).
- Ryan Longwell moves into 13th place for all-time points scored in NFL history (1,596).

# 2011 SEASON AT A GLANCE - GAME 3



## LIONS 26, VIKINGS 23

at Mall of America Field at HHH Metrodome, September 25, 2011  
Attendance 62,466

	1	2	3	4	OT	Total
Detroit	0	0	10	13	3	26
Minnesota	6	14	0	3	0	23

Vikings - R. Longwell 33 yd. Field Goal (1st - 9:38)  
 Vikings - R. Longwell 41 yd. Field Goal (1st - 5:19)  
 Vikings - A. Peterson 6 yd. run (R. Longwell kick) (2nd - 6:01)  
 Vikings - V. Shiancoe 8 yd. pass from D. McNabb (R. Longwell kick) (2nd - 0:09)  
 Lions - C. Johnson 32 yd. pass from M. Stafford (J. Hanson kick) (3rd - 9:22)  
 Lions - J. Hanson 28 yd. Field Goal (3rd - 3:14)  
 Lions - C. Johnson 5 yd. pass from M. Stafford (J. Hanson kick) (4th - 14:55)  
 Lions - J. Hanson 50 yd. Field Goal (4th - 5:20)  
 Lions - J. Hanson 40 yd. Field Goal (4th - 2:30)  
 Vikings - R. Longwell 49 yd. Field Goal (4th - 1:11)  
 Lions - J. Hanson 32 yd. Field Goal (OT 13:01)

	LIONS	VIKINGS
First Downs	19	16
Rushes/Yards	19/20	23/132
Passing Yards	338	211
Punt Return/Yards	4/37	4/90
KO Return/Yards	5/142	2/41
Passes (A-C-I)	46-32-0	36-22-0
Times Sacked/Yards	5/40	4/22
Punts	7/46.4	6/44.5
Fumbles/Lost	1/0	1/0
Penalties/Yards	7/65	10/79
Possession Time	34:09	27:50

### PASSING

Vikings – D. McNabb 36-22-211, 61%, 1 TD – 86.7 rating  
 Lions – M. Stafford 46-32-378, 69%, 2 TD – 108.8 rating

### RUSHING

Vikings – A. Peterson 17-78-1 TD, P. Harvin 2-41, T. Gerhart 2-2, D. McNabb 2-11  
 Lions – J. Best 12-14, J. Harrison 2-8, M. Morris 2-(-4), M. Stafford 1-(-1) K. Williams 2-3

### RECEIVING

Vikings – M. Jenkins 9-88, A. Peterson 4-19, P. Harvin 3-47, K. Rudolph 3-39, V. Shiancoe 1-8-1TD, T. Gerhart 1-5, D. Aromashodu 1-5  
 Lions – B. Pettigrew 11-112, C. Johnson 7-108-2TDs, J. Best 5-74, T. Young 4-51, N. Burleson 2-12, M. Morris 1-14, T. Scheffler 1-4, J. Harrison 1-3

### SACKS

Vikings – J. Allen 3.0 TEAM 5.0  
 Lions – N. Suh 1.0, C. Avril, 1.0, A. Spivey, 1.0, K. Vanden Bosch, TEAM 4.0

### TACKLES

Vikings – E. J. Henderson 7-4-11, C. Greenway 6-3-9, C. Griffin 6-3-9, A. Winfield 5-3-8, J. Allen 7-0-7, J. Sanford 5-1-6, H. Abdullah 3-2-5, C. Cook 3-1-4, B. Robison 3-1-4, T. Johnson 2-0-2, K. Williams 2-0-2, F. Evans 0-1-1, E. Henderson 1-0-1, E. Griffen 1-0-1  
 Lions – S. Tulloch 7-0-7, E. Wright 6-1-7, J. Durant 6-0-6, L. Delmas 4-1-5, N. Suh 3-2-5, C. Houston 4-0-4, A. Spivey 3-0-3, D. Levy 2-1-3, C. Avril 2-0-2, K. Vanden Bosch 2-0-2, B. McDonald 1-1-2, Sa. Hill 1-1-2, A. Fluellen 0-1-1

### INTERCEPTIONS

Vikings – none  
 Lions – none

### GAME NOTES

- This was the Vikings 100th game vs. Detroit, 66-32-2. The Vikings consecutive home wins ends against Detroit.
- Percy Harvin had his career longest run, fourth longest in team history, and longest in the Metrodome by a WR. (39 yds.)
- Percy Harvin set a new team record for most rushing yards in a career by a WR (316 yds.).
- Adrian Peterson set a new team record for most career rushing touchdowns in the month of September (14 TDs).
- Adrian Peterson moved into 2nd place for most career games with a rushing touchdown (37 TDs).
- Adrian Peterson set a new team record for most yards gained on touchdown runs in a career (870 yds.)
- Ryan Longwell moved into fifth place for all-time points scored in team history (553), trailing leader Fred Cox (1,365)
- Ryan Longwell becomes only the 13th player in NFL history to reach 1,600 points. He now has 1,607
- Jared Allen has now registered a QB sack in five consecutive games
- Adrian Peterson tied a team record for most 40+ yard runs in a career with his second run of 40 yards this season(16).
- Marcus Sherels punt return of 53 yards was his career long and third longest in the Lions series.
- Lorenzo Booker kickoff return of 68 yards was his career long and third longest in the Lions series.
- Donovan McNabb's touchdown pass move him into 21st place for most career passing touchdowns (232TDs)



# 2011 SEASON AT A GLANCE - GAME 4



## VIKINGS 17, KANSAS CITY 22

at Arrowhead Stadium, October 2, 2011

Attendance 72,931

	1	2	3	4	OT	Total
Minnesota	7	0	3	7	-	17
Kansas City	3	6	6	7	-	22

Chiefs – R. Succop 40 yd. Field Goal (1st – 7:16)

Vikings – Aromashodu 34 yd. pass from D. McNabb (R. Longwell Kick) (1st – 1:47)

Chiefs – R. Succop 24 yd. Field Goal (2nd – 5:15)

Chiefs – R. Succop 51 yd. Field Goal (2nd – 0:00)

Vikings – R. Longwell 33 yd. Field Goal (3rd – 9:15)

Chiefs – R. Succop 54 yd. Field Goal (3rd – 5:18)

Chiefs – R. Succop 22 yd. Field Goal (3rd – 0:09)

Chiefs – D. Rowe 52 yd. pass from M. Cassel (R. Succop kick) (4th – 13:51)

Vikings – M. Jenkins 1 yd. pass from D. McNabb (R. Longwell kick) (4th – 5:50)

	VIKINGS	CHIEFS
First Downs	17	15
Rushes/Yards	39/151	28/103
Passing Yards	202	260
Punt Return/Yards	1/12	3/71
KO Return/Yards	2/55	2/37
Passes (A-C-I)	30-18-1	29-18-0
Times Sacked/Yards	2/12	3/13
Punts	4/53.3	3/48.7
Fumbles/Lost	1/0	0/0
Penalties/Yards	6/45	6/57
Possession Time	32:10	27:50

### PASSING

Vikings – D. McNabb 18-30-202, 60%, 2TDs – 88.5 rating.

Chiefs – M. Cassel 18-29-260, 62% 1TD- 102.7 rating.

### RUSHING

Vikings – A. Peterson 23-80, T. Gerhart 2-4, P. Harvin 4-67, D. McNabb 1-0

Chiefs – T. Jones 11-37, D. McCluster 7-26, J. Battle 5-22, M. Cassel 4-20, L. McClain 1-(-2)

### RECEIVING

Vikings – V. Shiancoe 6-58-1TD, P. Harvin 5-42, K. Rudolph 3-44, D. Aromashodu 1-34, B. Berrian 1-20, A. Peterson 1-3, M. Jenkins 1-1-1TD

Chiefs – D. Rowe 5-107-1TD, S. Breaston 4-91, K. Colbert 3-33, D. McCluster 3-12, L. McClain 1-7, J. O'Connell 1-6, L. Pope 1-4

### SACKS

Vikings - J. Allen 2, E. Griffen 1

Chiefs - T. Hali 2

### TACKLES

Vikings - H. Abdullah 8-4-12, E. Henderson 6-3-9, A. Winfield 6-2-8, C. Griffin 5-2-7, C. Greenway 4-3-7, J. Sanford 6-1-7, E.J. Henderson 4-2-6, C. Cook 3-0-3, K. Williams 2-1-3, J. Allen 2-0-2, R. Ayodele 1-1-2, L. Guion 2-0-2, B. Robison 1-0-1, E. Griffen 2-2-4, L. Dean 1-1-2, T. Gerhart 0-1-1, C. Kluwe 1-0-1

Chiefs - T. Hali 6-1-7, J. Belcher 6-1-7, D. Johnson 5-2-7, Do. Washington 5-0-5, K. Lewis 4-0-4, J. Houston 4-0-4, B. Flowers 3-1-4, K. Gregg 2-2-4, G. Dorsey 2-2-4, A. Gordon 2-1-3, B. Carr 1-1-2, D. Williams 1-1-2, T. Jackson 1-0-1, S. Piscitelli 1-0-1, J. Brown

### INTERCEPTIONS

Vikings – None

Chiefs – B. Carr 14 yds.

### GAME NOTES

- Percy Harvin set a new team record for most rushing yards in season by a wide receiver. He becomes the first WR to reach 100 yards in each of his first three seasons (141 yds.).
- Percy Harvin set a new team record for most rushing yards in game by a wide receiver (67 yds.).
- Donovan McNabb moved into 9th place for most passing touchdowns in first 13 seasons (234).
- Jim Kleinsasser becomes only the second tight end in team history to play in 100 consecutive games.
- Ryan Longwell moved into 6th place tie for most consecutive field goals made (15).
- Jared Allen has now registered a QB sack in six consecutive games. He ties a career high (6).
- Devin Aromashodu caught his first touchdown as a Vikings player and 5th career.
- Kyle Rudolph's 41 yard reception was longest by a Vikings TE vs. the Chiefs, and second overall in series.
- Adrian Peterson's 23 rushing attempts rank 3rd most in the Chiefs series.
- Adrian Peterson's 80 yards rushing rank 3rd most in the Chiefs series, trailing Scottie Grahams 166 yard output on 12/26/93.

# 2011 SEASON AT A GLANCE - GAME 5



## ARIZONA 10, VIKINGS 34

at Mall of America Field at HHH Metrodome, October 9, 2011  
Attendance 62,479

	1	2	3	4	OT	Total
Arizona	0	3	7	0	-	10
Minnesota	28	0	3	3	-	34

Vikings – A. Peterson 4 yd. run (R. Longwell kick) (1st – 9:18)  
 Vikings – A. Peterson 24 yd. run (R. Longwell kick) (1st – 8:55)  
 Vikings – D. McNabb 4 yd. run (R. Longwell kick) (1st – 6:25)  
 Vikings – A. Peterson 14 yd. run (R. Longwell kick) (1st – 2:41)  
 Cardinals – J. Feely 51 yd. Field Goal (2nd – 10:29)  
 Cardinals – C. Wells 2 yd. run (J. Feely kick) (3rd – 8:23)  
 Vikings – R. Longwell 26 yd. Field Goal (3rd – 3:35)  
 Vikings – Ryan Longwell 51 yd. Field Goal (4th – 2:09)

	CARDINALS	VIKINGS
First Downs	18	20
Rushes/Yards	24/77	37/172
Passing Yards	214	160
Punt Return/Yards	0/0	2/45
KO Return/Yards	5/115	2/43
Passes (A-C-I)	48-23-0	21-10-0
Times Sacked/Yards	4/40	1/9
Punts	5/42.4	4/47.5
Fumbles/Lost	2/1	1/1
Penalties/Yards	6/64	5/35
Possession Time	31:01	28:59

### GAME NOTES

- The Vikings tied a team record scoring 28 points in the 1st quarter.
- Adrian Peterson became the 1st player in Vikings history to have 3 TDs in a quarter.
- Adrian Peterson became the 1st player in Vikings history to score 18 points in a quarter.
- Devin Aromashodu recorded his career-long reception of 60 yds.
- Lorenzo Booker had a career-long 25 yard rush.
- Chris Kluwe became the 2nd punter in team history to play in 100 games.
- Jared Allen extended his consecutive sack streak to 7 games.
- Ryan Longwell moved into 4th place all time for points scored in Vikings history (568)
- Ryan Longwell became the third kicker in team history to kick 200 extra points (202).
- Adrian Peterson became the Vikings all-time leader in leading the team in yards from scrimmage with 48. Passing Viking great Chuck Foreman.
- Adrian Peterson tied a team record for most 2+ touchdown games in a rushing career with 14, tying him with Chuck Foreman.
- Adrian Peterson moved into 15th place for most rushing yards in 1st 5 seasons with 6,280.
- Donovan McNabb becomes only the 14th QB in NFL history to win 98 games in games started.
- Donovan McNabb became only the 15th QB in NFL history to reach 37,000 passing yards.
- Donovan McNabb scored his 29th career rushing TD.
- Adrian Peterson moved into 9th place for most yards gained on (touchdown) runs in NFL history.
- Adrian Peterson moved into 6th place for most rushing touchdowns in 1st 5 seasons.

### PASSING

Vikings – D. McNabb 21-10-160, 48%, – 75.3 rating.  
 Cardinals – K. Kolb 42-21-232, 50%, – 46.9 rating.  
 Cardinals – R. Bartell 6-2-22, 33%, – 5.6 rating.

### RUSHING

Vikings – A. Peterson 29-122-3 TDs, L. Booker 1-25, P. Harvin 1-12 T. Gerhart 2-9, D. McNabb 1-4-1 TD  
 Cardinals – C. Wells 20-60-1 TD, K. Kolb 2-10, L. Stephens-Howling 1-5, A. Smith 1-2

### RECEIVING

Vikings – M. Jenkins 4-32, D. Aromashodu 2-81, L. Booker 2-25, V. Shiancoe 1-20, P. Harvin 1-11  
 Cardinals – E. Doucet 8-92, J. King 5-35, L. Fitzgerald 4-66, A. Roberts 3-36, R. Housler 3-25

### SACKS

Vikings – J. Allen 2.0, B. Robison 2.0  
 Cardinals – D. Washington 1.0

### TACKLES

Vikings – E. Henderson 8-3-11, C. Greenway 6-4-10, A. Allen 7-2-9, C. Griffin 5-2-7, C. Cook 4-2-6, J. Sanford 4-1-5, H. Abdullah 4-1-5, B. Robison 4-1-5, J. Allen 5-0-5, E. J. Henderson 3-1-4, F. Evans 2-0-2, R. Ayodele 1-1-2, K. Williams 1-1-2, E. Griffen 1-2-3, C. Ballard 2-1-3, T. Johnson 1-0-1, D. Aromashodu 1-0-1, R. D'Imperio 1-0-1, E. Frampton 1-0-1  
 Cardinals – A. Jefferson 7-1-8, P. Lenon 3-3-6, D. Washington 4-1-5, C. Campbell 4-1-5, P. Peterson 3-1-4, R. Marshall 3-1-4, D. Dockett 2-2-4, A. Wilson 2-2-4, D. Williams 1-2-3, K. Rhodes 2-0-2, C. Haggans 1-0-1, J. Porter 1-0-1, S. Bradley 0-1-1, R. Johnson 0-1-1

### INTERCEPTIONS

Vikings – A. Allen 3 yds. J. Sanford 17 yds, J. Sanford 52 yds.  
 Cardinals – None.

# 2011 SEASON AT A GLANCE - GAME 6



## VIKINGS 10, CHICAGO 39

at Soldier Field, October 16, 2011

Attendance 62,322

	1	2	3	4	OT	Total
Minnesota	0	3	7	0	-	10
Chicago	16	10	10	3	-	39

Bears – D. Hester 48 yd. pass from J. Cutler (R. Gould kick) (1st - 12:17)

Bears – D. McNabb sacked in endzone for safety (R. Gould kick) (1st – 6:52)

Bears – M. Barber 3 yd. run (R. Gould kick) (1st – 3:39)

Vikings – R. Longwell 37 yd. Field Goal (2nd – 12:37)

Bears – D. Sanzenbacher 13 yd. pass from J. Cutler (R. Gould kick) (2nd – 6:41)

Bears – R. Gould 53 yd. Field Goal (2nd – 0:28)

Vikings – A. Peterson 4 yd. run (R. Longwell kick) (3rd – 10:23)

Bears – D. Hester 98 yd. kickoff return (R. Gould kick) (3rd – 0:14)

Bears - R. Gould 26 yd. Field Goal (3rd - 5:44)

Bears - R. Gould 22 yd. Field Goal (4th - 14:50)

	VIKINGS	BEARS
First Downs	15	22
Rushes/Yards	17/53	28/119
Passing Yards	233	258
Punt Return/Yards	1/0	1/27
KO Return/Yards	6/146	4/131
Passes (A-C-I)	29-16-3	35-21-2
Times Sacked/Yards	5/43	1/9
Punts/Avg.	5/37.2	3/38.3
Fumbles/Lost	0/0	2/1
Penalties/Yards	5/40	3/15
Possession Time	29:20	30:40

### PASSING

Vikings – D. McNabb 19-24-177, 79%, – 97.4 rating.

Vikings - C. Ponder 9-17-99, 53%, - 70.5 rating.

Bears – J. Cutler 21-31-267, 66%, - 115.9 rating.

### RUSHING

Vikings – A.Peterson 12-39-1 TD, P.Harvin 1-5, T.Gerhart 1-3, C. Ponder 1-8, J. Webb 1-1, L. Booker 1-(-3)

Bears – M. Forte 17-87, M. Barber 11-32-1 TD

### RECEIVING

Vikings – P.Harvin 7-78, B. Berrian 5-54, V.Shiancoe 5-45, M. Jenkins 4-45, K. Rudolph 2-20, T. Gerhart 2-7, G. Camarillo 1-23, J. Kleinsasser 1-4, A. Peterson 1-0

Bears – M. Forte 6-36, D. Hester 5-91, R. Williams 3-50, J. Knox 2-41, K. Davis 2-27, D. Sanzenbacher 1-13, T. Clutts 1-6, M. Barber 1-3

### SACKS

Vikings – J. Allen 1.0

Bears – J.Peppers 2.0, I. Idonije 1.0, S. Paea 1.0, A. Okoye 1.0

### TACKLES

Vikings – E. Henderson 5-5-10, J. Sanford 4-5-9, C. Greenway 4-3-7, H. Abdullah 5-1-6, EJ Henderson 3-3-6, F. Evans 1-5-6, J. Allen 3-2-5, C. Griffin 2-1-3, B. Robison 1-1-2, K. Williams 2-0-2, C. Cook 2-0-2, R. Ayodele 1-0-1, C. Ballard 1-0-1, L. Guion 1-0-1, L. Dean 1-0-1, A. Allen 1-0-1, E. Frampton 2-0-2, K. Onatolu 1-0-1, D. Aromashodu 1-0-1, M. Sherels 0-1-1

Bears – C. Tillman 10-1-11, C. Conte 3-3-6, B. Urlacher 5-0-5, L. Briggs 3-1-4, T. Jennings 3-1-4, M. Wright 3-1-4, J. Peppers 3-0-3, N. Roach 3-0-3, I. Idonije 2-0-2, S. Paea 2-0-2, A. Adams 2-0-2, A. Okoye 1-1-2

### INTERCEPTIONS

Vikings – none

Packers – none

### GAME NOTES

- Percy Harvin tied a team record for career rushing attempts by a WR with 46 (A. Carter 46).
- Jared Allen tied a team record for most consecutive games with a sack with 8, tying him with Carl Eller and Jim Marshall.
- Jared Allen moved into 6th place for most sacks in first 8 NFL seasons with 92.5.
- Adrian Peterson moved into 14th place for most yards rushing in first five NFL seasons. Peterson now has 6,319 surpassing Thurman Thomas' 6,316.
- Jared Allen moved into 9th place in team history for career QB sacks with 49.5 which ties him with Kevin Williams.
- Christian Ponder played in his first NFL game. He completed 9 of 17 for 99 yards, all in the fourth quarter. His 9 completions rank second most by a rookie in first NFL game played in team history, behind only Fran Tarkenton.
- Adrian Peterson moved into 5th place for most rushing touchdowns in first five NFL seasons. He currently has 59 TDs.

# 2011 SEASON AT A GLANCE - GAME 7



## GREEN BAY 33, VIKINGS 27

at Mall of America Field at HHH Metrodome, October 23, 2011  
Attendance 63,946

	1	2	3	4	OT	Total
Green Bay	7	6	20	0	-	33
Minnesota	7	10	0	10	-	27

Vikings – V. Shiancoe 2 yd. pass from C. Ponder (R.Longwell kick) (1st – 13:58)

Packers – J. Kuhn 2 yd. pass from A. Rodgers (M. Crosby kick) (1st – 8:34)

Vikings – A. Peterson 1 yd. run (R. Longwell kick) (2nd – 11:43)

Packers – M. Crosby 39 yd. Field Goal (2nd – 4:55)

Vikings – R. Longwell 52 yd. Field Goal (2nd – 0:55)

Packers – M. Crosby 45 yd. Field Goal (2nd – 0:00)

Packers – G. Jennings 79 yd. pass from A. Rodgers (M. Crosby kick) (3rd – 14:09)

Packers - J. Finley 2 yd. pass from A. Rodgers (M. Crosby kick) (3rd -10:29)

Packers - M. Crosby 24 yd. Field Goal (3rd - 3:18)

Packers - M. Crosby 58 yd. Field Goal (3rd 0:18)

Vikings - R. Longwell 46 yd. Field Goal (4th - 13:48)

Vikings - M. Jenkins 24 yd. pass from C. Ponder (4th - 7:49)

	PACKERS	VIKINGS
First Downs	25	22
Rushes/Yards	26/114	31/218
Passing Yards	335	219
Punt Return/Yards	2/42	2/12
KO Return/Yards	3/71	3/76
Passes (A-C-I)	30-24-0	32-13-2
Times Sacked/Yards	2/2	4/28
Punts	3/59.3	4/40.3
Fumbles/Lost	1/1	0/0
Penalties/Yards	6/44	9/91
Possession Time	32:06	27:54

### PASSING

Vikings – C. Ponder 13-32-217, 40.6%, 2TDs - 59.2 rating.

Packers – A. Rodgers 24-30-335, 80%, 3 TDs – 146.5 rating.

### RUSHING

Vikings – A.Peterson 24-175-1 TD, C. Ponder 4-31, P. Harvin 2-8, T. Gerhart 1-4

Packers – J. Starks 13-75, R. Grant 9-29, A. Rodgers 2-8, R. Cobb 1-1, J. Kuhn 1-1

### RECEIVING

Vikings – V. Shiancoe 4-45-1TD, M. Jenkins 3-111-1TD, G. Camarillo 2-35, P. Harvin 2-15, D. Aromashodu 1-13, A. Peterson 1-1

Packers – G. Jennings 7-147-1TD, J. Jones 4-63, J. Nelson 4-52, J. Starks 3-24, J. Finley 2-13-1TD, A. Quarless 1-21, R. Cobb 1-7, D. Driver 1-6

J. Kuhn 1-2

### SACKS

Vikings – J. Allen 2.0, M. Sherels 1.0, E. Griffen 1.0

Packers – C. Matthews 1.0, B. Raji 1.0

### TACKLES

Vikings – C. Greenway 7-6-13, A. Allen 10-2-12, E. Henderson 6-4-10, J. Allen 5-2-7, C. Griffin 4-3-7, F. Evans 5-1-6, T. Johnson 2-4-6, M. Sherels 5-0-5, H. Abdullah 5-0-5, E.J. Henderson 3-2-5, E. Griffen 5-0-5, B. Robison 2-1-3, K. Williams 1-1-2, L. Guion 0-1-1, K. Onatolu 1-0-1, R. Longwell 0-1-1

Packers – D. Bishop 6-2-8, C. Peprah 7-0-7, C. Matthews 4-2-6, A. Hawk 2-4-6, C. Woodson 3-1-4, M. Burnett 3-0-3, R. Pickett 3-0-3, B. Raji 1-2-3, J.

Bush 2-0-2, T. Williams 2-0-2, E. Walden 1-1-2, C. Wilson 1-0-1, J. Nelson 1-0-1, R. Taylor 1-0-1, P. Lee 1-0-1, D. Smith 1-0-1, D. Williams 1-0-1

### INTERCEPTIONS

Vikings – None.

Packers – Charles Woodson, 2

### GAME NOTES

- Christian Ponder set a team record for longest pass completion by a rookie QB with his 72 yard completion to M. Jenkins.
- Christian Ponder set a team record for most passing yards by a rookie in first start. Tallying 219 yards on the day.
- Christian Ponder, with 2 touchdown passes, set a team record for most touchdowns passing by a rookie in first start.
- Jared Allen set a team record for consecutive games with a sack, successfully reaching the quarterback in 9 straight games.
- Jared Allen moves into 3rd place for most sacks in first 8 NFL seasons with 94.5.
- Percy Harvin set a team record for a career rushing attempts by a WR with 49.
- Ryan Longwell set a new team record for most 50+ yard field goals in a career vs. the Packers with 2 (52).
- Adrian Peterson set a new team record for most rushing yards in a career vs. the Packers with 982 yards.
- Michael Jenkins had his first 100 yard game receiving in his career with 111 yards.
- Marcus Sherels had his first career sack.
- Adrian Peterson moved into 3rd place for most rushing yards in a game vs. the Packers with his 175 yard effort.
- Adrian Peterson had his 11th career run of 50+ yards.
- Adrian Peterson is tied for 7th for most 50+ yard runs in a career with 11 (Barry Sanders leads the category with 24).
- Adrian Peterson moves into 5th place for most rushing TDs in his first 5 seasons with 60.
- Jared Allen moves into 9th place in team history for QB sacks with 51.5.
- Percy Harvin moved into 4th place for most kickoff return yards in a career with 2,369 yards.
- Christian Ponder becomes only the 6th Vikings QB to start a game in rookie season.
- Christian Ponder's passing attempts rank 6th best in team history by a rookie in his first start. Ponder had 32 attempts.

# 2011 SEASON AT A GLANCE - GAME 8



## VIKINGS 24 , CAROLINA 21

at Bank of America Stadium, October 30, 2011

Attendance –

	1	2	3	4	OT	Total
Minnesota	7	7	7	3	-	24
Carolina	0	14	7	0	-	21

Vikings – P. Harvin 10 yd. run (R.Longwell kick) (1st – 12:34)  
 Panthers – J. Shockey 1 yd. pass from C. Newton (O. Mare kick) (2nd – 13:22)  
 Panthers – G. Olsen 39 yd. pass from C. Newton(O. Mare kick) (2nd – 10:18)  
 Vikings – A.Peterson 19 yd. pass from C. Ponder (O. Mare kick) (2nd – 0:42)  
 Panthers – S. Smith 22 yd. pass from C. Newton (O. Mare kick) (3rd – 11:07)  
 Vikings – A.Peterson 9 yd. run (R.Longwell kick) (3rd – 1:58)  
 Vikings – Ryan Longwell 31 yd. Field Goal (4th – 2:43)

	VIKINGS	PANTHERS
First Downs	22	21
Rushes/Yards	33/132	27/140
Passing Yards	236	290
Punt Return/Yards	3/2	3/19
KO Return/Yards	1/78	3/61
Passes (A-C-I)	28-18-0	35-22-0
Times Sacked/Yards	3/25	4/7
Punts	4/44.8	4/43.5
Fumbles/Lost	2/1	3/2
Penalties/Yards	4/43	6/60
Possession Time	32:05	27:55

### PASSING

Vikings – C. Ponder 18-28-236, 64.2%, 1 TDs – 102.7 rating.  
 Panthers – C. Newton 22-35-290, 62.8%, 3 TD – 117.6 rating.

### RUSHING

Vikings – A.Peterson 21-86-1 TD, T.Gerhart 5-26, P. Harvin 3-16-1 TD, C. Ponder 4-4  
 Panthers – C. Newton 6-53, J. Stewart 13-49, D. Williams 7-26, S. Smith 1-12

### RECEIVING

Vikings – A. Peterson 5-76-1 TD, P.Harvin 4-58, V.Shiancoe 3-37, M. Jenkins 2-30, D. Aromashodu 2-20, K Rudolph 2-15  
 Panthers – S. Smith 7-100-1 TD, L. Naanee 5-49, G. Olsen 4-73-1 TD, D. Williams 2-13, J. Stewart 2-10, B. LaFell 1-44, J. Shockey 1-1-1 TD

### SACKS

Vikings – J.Allen 1.0, EJ Henderson 1.0, H. Abdullah 1.0  
 Panthers – O. Gaither 1.0, C. Munnerlyn 1.0, C. Johnson 1.0, T. McClain 1.0

### TACKLES

Vikings – C. Greenway 6-5-11, E. Henderson 6-3-9, C. Griffin 4-2-6, H. Abdullah 5-0-5, J. Allen 5-0-5, A. Allen 5-0-5, J. Sanford 3-3-6, EJ Henderson 2-2-4, B. Robison 0-3-3, K. Williams 3-0-3, M. Sherels 2-1-3, T. Johnson 1-1-2, R. Ayodele 0-1-1, F. Evans 1-0-1, E. Frampton 2-1-3, R. D’Imperio 2-0-2, E. Griffen 1-1-2, M. Raymond 1-0-1, B. Burton 0-1-1, T. Gerhart 0-1-1, C. Loeffler 0-1-1  
 Panthers –C. Godfrey 7-2-9, O. Gaither 7-0-7, C. Munnerlyn 5-2-7, J. Anderson 4-3-7, C. Johnson 3-2-5, S. Martin 3-2-5, T. McClain 3-1-4, A. Applewhite 3-1-4, C. Gamble 3-1-4, A. Neblett 2-1-3, D. Connor 2-0-2, T. Williams 2-0-2, R. Stanford 0-2-2, G. Hardy 1-0-1, R. Fields 0-1-1

### INTERCEPTIONS

Vikings – None.  
 Panthers - None.

### GAME NOTES

- Jared Allen tied a NFL record for most consecutive games with a sack, sacking the quarterback in 10 straight games
- Percy Harvin set a team record for most rushing attempts by a WR in a season with 19.
- Ryan Longwell set a new team record for most career game-winning field goals, nothcing his 10th career game winner.
- Adrian Peterson moves into 4th place for most rushing touchdowns in first five seasons (61).
- Adrian Peterson’s total rushing yards thru the first 8 games of any season ranks 4th highest (798).
- Adrian Peterson tied a team record for most rushing touchdowns thru first 8 games of any season (9).
- Marcus Sherels’ 78 yard kickoff return was his career longest and is a new team record for longest in Carolina series.
- Christian Ponder becomes only the second rookie to have a 100+ QB Rating Game in rookie season with a minimum of 20 attempts.
- Christian Ponder’s 18 passing completions rank 4th most in team history by a rookie.
- Christian Ponder’s 236 passing yards rank 4th highest in team history by a rookie.



# 2011 SEASON AT A GLANCE - GAME 9



## VIKINGS 7, GREEN BAY 45

at Lambeau Field, November 14, 2011  
Attendance 70,519

	1	2	3	4	OT	Total
Minnesota	0	0	7	0	-	7
Green Bay	14	3	14	14	-	45

Packers – R. Cobb 80 yd. punt return (1st – 13:42)  
Packers – G. Jennings 24 yd. pass from A. Rodgers (M.Crosby kick) (1st – 5:02)  
Packers – M. Crosby 25 yd. Field Goal (2nd – 12:04)  
Packers – J. Nelson 17 yd. pass from A. Rodgers (M. Crosby kick) (3rd – 10:45)  
Vikings – A. Peterson 3 yd. run (R. Longwell kick) (3rd – 8:41)  
Packers – J. Kuhn 9 yd. pass from A. Rodgers (M. Crosby kick) (3rd – 6:21))  
Packers – J. Nelson 4 yd. pass from A. Rodgers (M. Crosby kick) (4th – 10:59)  
Packers - M. Flynn 3 yd. run (M. Crosby kick) (4th -4:27)

	VIKINGS	PACKERS
First Downs	14	23
Rushes/Yards	22/104	31/90
Passing Yards	190	288
Punt Return/Yards	2/13	4/80
KO Return/Yards	4/56	2/76
Passes (A-C-I)	34-16-1	32-25-0
Times Sacked/Yards	3/28	3/22
Punts	6/43.8	2/49.5
Fumbles/Lost	1/0	3/1
Penalties/Yards	10/80	1/5
Possession Time	26:42	33:18

### PASSING

Vikings – C. Ponder 16-34-190 47.1%, 1 INT – 52.3 rating.  
Packers – A. Rodgers 23-30-250, 76.6%, 4 TDs – 140.3 rating.  
Packers - M. Flynn 2-2-38, 100%, 118.8 rating.

### RUSHING

Vikings – A.Peterson 14-51 1TD, P. Harvin 3-18, C. Ponder 2-17, L. Booker 2-12 J. Webb 1-6  
Packers – J. Starks 13-63, A. Rodgers 6-21, R. Grant 8-6, M. Flynn 4-0 1 TD

### RECEIVING

Vikings – P.Harvin 6-52, M. Jenkins 3-49, K. Rudolph 2-37, V.Shiancoe 1-33, L. Booker 1-9, J. Webb 1-9, R. D’Imperio 1-1  
Packers – J. Nelson 5-63 2TDs, J. Finley 3-67, D. Driver 3-36, R. Cobb 3-36, G. Jennings 3-32 1TD, J. Starks 3-11, J. Kuhn 2-9 1TD, R. Grant 1-17, J. Jones 1-9, A. Quarless 1-8

### SACKS

Vikings – J.Allen 1.0, A. Winfield 1.0, Team Sack, 1.0  
Packers – C. Matthews 2.0, D. Bishop 1.0

### TACKLES

Vikings – C. Greenway 7-1-8, J. Allen 6-1-7, C. Griffin 6-0-6, A. Winfield 5-0-5, EJ. Henderson 4-0-4, Ty. Johnson 3-1-4, J. Sanford 1-3-4, A. Allen 4-0-4, H. Abdullah 3-0-3, F. Evans 3-0-3, C. Ballard 2-2-4, K. Williams 2-0-2, B. Robison 1-1-2, K. Onatolu 3-0-3, L. Guion 1-0-1, E. Henderson1-0-1, R. Ayodele 1-0-1, E. Griffen 0-2-2, R. D’Imperio 1-0-1, L. Dean 1-0-1  
Packers – C. Woodson 8-1-9, D. Bishop 6-2-8, A. Hawk 3-4-7, M. Burnett 1-4-6, C. Peprah 2-4-6, C. Matthews 4-1-5, C. Wilson 3-1-4, E. Walden 1-1-2, V. So’oto 1-0-1, J. Bush 1-0-1, R. Pickett 1-0-1, S. Shields 1-0-1, B. Jones 0-1-1

### INTERCEPTIONS

Vikings – none  
Packers – T. Williams 21 yds.

### GAME NOTES

- With 13.5 sacks, Jared Allen set a new team record for most sacks after the first 9 games.
- Jared Allen moved into 5th place in the NFL for most sacks after the first 9 games since 1982 (13.5).
- Jared Allen moved into 8th place in team history for career QB sacks with 53.5 (Carl Eller holds current Vikings record with 130.0)
- Adrian Peterson tied a team record for most career games with aushing touchdown with 42.
- Adrian Peterson moved into 9th place for most yards rushing in first five NFL seasons (6,628).
- Adrian Peterson moved into 3rd place for most rushing touchdowns in first five seasons with 62.
- Adrian Peterson had his 5th consecutive season with 10+ rushing touchdowns.
- Adrian Peterson’s becomes only the 2nd Vikings player to gain 1,000 yards vs. an opponent in a career (1,033).
- Antoine Winfield becomes only the fourth cornerback in team history to start 100 games at cornerback.
- Percy Harvin becomes the first WR in team history to gain 200+ rushing yards in a season.

# 2011 SEASON AT A GLANCE - GAME 10



## OAKLAND 27, VIKINGS 21

at Mall of America Field at HHH Metrodome, November 20, 2011  
Attendance 62, 748

	1	2	3	4	OT	Total
Oakland	3	21	3	0	-	27
Minnesota	7	0	0	14	-	21

Vikings – A. Peterson 12 yd. run (R. Longwell kick) (1st - 5:17)  
Raiders – S. Janikowski 29 yd. Field Goal (1st - 0:57)  
Raiders – C. Schillens 11 yd. pass from C. Palmer (S. Janikowski kick) (2nd - 9:10)  
Raiders – M. Bush 2 yd. run (S. Janikowski kick) (2nd - 1:20)  
Raiders – C. Palmer 1 yd. run (S. Janikowski kick) (2nd - 0:08)  
Raiders – S. Janikowski 26 yd. Field Goal (3rd - 0:51)  
Vikings - P. Harvin 26 yd. pass from C. Ponder (R. Longwell kick) (4th 14:52)  
Vikings - K. Rudolph 1 yd. pass from C. Ponder (R. Longwell kick) (4th 5:08)

	RAIDERS	VIKINGS
First Downs	22	20
Rushes/Yards	41/162	24/124
Passing Yards	164	211
Punt Return/Yards	2/34	5/38
KO Return/Yards	4/124	5/109
Passes (A-C-I)	23-17-0	33-19-3
Times Sacked/Yards	4/25	5/24
Punts/Avg.	6/47.3	3/44.3
Fumbles/Lost	1/1	3/2
Penalties/Yards	12/117	9/50
Possession Time	35:44	24:16

### PASSING

Vikings – C. Ponder 19-33-211, 58% 2TDs, 3INTs, 59.0 rating  
Raiders – C. Palmer 17-23-164, 74%, 1 TD, 0 INT, 107.9 rating

### RUSHING

Vikings – C. Ponder 5-71, A.Peterson 2-27 1 TD, P. Harvin 5-21, T.Gerhart 7-18, C. Kluwe 1-(-12)  
Raiders – M. Bush 30-109, 1 TD, M. Reece 6-45, C. Palmer 3-5, T. Jones 2-3

### RECEIVING

Vikings – P. Harvin 6-73, 1 TD, M. Jenkins 4-30, K. Rudolph 3-7, V. Shiancoe 2-42, D. Aromashodu 1-42, T. Gerhart 1-7, R. D'Imperio 1-6, G. Camarillo 1-4  
Raiders – K. Boss 5-37, D. Heyward-Bey 4-43, B. Myers 2-23, M. Bush 2-20, M. Reece 2-16, D. Moore 1-14, C. Schillens 1-11, 1TD

### SACKS

Vikings – K. Williams, 1.0, B. Robison, 1.0, C. Greenway 1.0, EJ Henderson 1.0  
Raiders – T. Kelly 2.0, D. Bryant 2.0, L. Sheppard, 1.0

### TACKLES

Vikings –C. Greenway 12-8-20, EJ Henderson 8-4-12, K. Williams 7-5-12, J. Sanford 6-4-10, T. Johnson 6-2-8, C. Griffin 6-1-7, B. Sapp 4-0-4, M. Raymond 1-3-4, K Onatolu 3-1-4, F. Evans 3-0-3, E. Griffen 2-1-3, J. Allen 1-1-2, L. Guion 0-2-2, C. Ballard 1-1-2, A. Allen 1-1-2, R. Ayodele 0-1-1, R. Longwell 1-0-1, M. Sherels 1-0-1, L. Dean 1-0-1, X. Adibi 0-1-1, G. Camarillo 1-0-1, E. Frampton 1-0-1

Raiders – L. Sheppard 6-0-6, T. Branch 5-1-6, M. Giordano 4-0-4, M. Huff 4-0-4, A. Curry 2-2-4, K. Wimbley 2-2-4, J. Henderson 1-3-4, T. Kelly 3-0-3, D. Bryant 3-0-3, R. McClain 2-1-3, S. Rountt 2-0-2, L. Houston 1-1-2

### INTERCEPTIONS

Vikings – None.  
Raiders – M. Giordano 42 yds. , T. Kelly 1 yd. , S. Rountt 0 yds.

### GAME NOTES

- Percy Harvin became the first Vikings player to score three different ways multiple times in a career (Kick Return, Rush, Reception).
- Adrian Peterson set a new team record for most career games with a rushing touchdown with 43.
- Adrian Peterson moved into 3rd place for most rushing touchdowns in his first five seasons with 63.
- Adrian Peterson tied a team record for most rushing touchdowns through first 10 games of any season with 11.
- Jim Kleinsasser played in his 175th career game, second-most by a tight end in team history. Trailing only TE Steve Jordan with 178 games.
- Kevin Williams becomes the 10th Vikings player to reach 50 career sacks.
- Percy Harvin moved into 5th for most receptions in first three seasons surpassing Ahmad Rashad's 170, Harvin currently has 173 receptions.
- Christian Ponder's 71 yards rushing ranks second most by a rookie quarterback in a game and 7th highest by any quarterback.
- Letroy Guion blocked his first career FG, and was the first since Pat Williams vs. Chicago, 10/19/08.
- Kyle Rudolph caught his first career TD pass.
- The Vikings set a new team record for most first downs by penalty with 7.

# 2011 SEASON AT A GLANCE - GAME 11



## VIKINGS 14, ATLANTA 24

at Georgia Dome, November 27, 2011

Attendance 68, 115

	1	2	3	4	OT	Total
Minnesota	0	0	7	7	-	14
Atlanta	7	10	0	7	-	24

Falcons – H. Douglass 27 yd. pass from M. Ryan (M. Bryant kick) (1st - 6:08)

Falcons – R. White 6 yd. pass from M. Ryan (M. Bryant kick) (2nd - 4:04)

Falcons – M. Bryant 37 yd. Field Goal (2nd - 0:37)

Vikings – T. Gerhart 1 yd. run (R. Longwell kick) (3rd - 3:58)

Vikings – P. Harvin 38 yd. pass from C. Ponder (R. Longwell kick) (4th - 13:13)

Falcons – M. Palmer 3 yd. pass from M. Ryan (M. Bryant kick) (4th - 6:40)

	VIKINGS	FALCONS
First Downs	12	22
Rushes/Yards	24/64	29/89
Passing Yards	162	246
Punt Return/Yards	3/5	5/54
KO Return/Yards	3/153	2/123
Passes (A-C-I)	25-17-0	34-27-0
Times Sacked/Yards	4/24	2/16
Punts	7/47.3	5/50.4
Fumbles/Lost	0/0	2/1
Penalties/Yards	6/4	4/30
Possession Time	25:21	34:39

### GAME NOTES

- Percy Harvin set a new NFL record for longest non-scoring kickoff return of 104 yards.
- Percy Harvin moved into 4th for most receptions in first three seasons with 182 catches.
- Chris Kluwe tied a team for most consecutive games played by a punter in team history (94).
- Christian Ponder had his second 100+ QB rating game as a rookie (103.1).
- Christian Ponder moved into 2nd place for most passing touchdowns in a season by a rookie with 6 (F. Tarkenton 18).
- Christian Ponder becomes only the second rookie to reach 1,000 yards in a season.
- Percy Harvin had his 7th career game of 200+ combined net yards.

### PASSING

Vikings – C. Ponder 17-25-186, 1 TD 68%, 103.1 rating.

Falcons – M. Ryan 27-34-262, 79%, 3 TDs, 128.2 rating.

### RUSHING

Vikings – T.Gerhart 17-44-1 TD, P.Harvin 5-11, C. Ponder 2-9

Falcons – M. Turner 19-60, J. Rodgers 3-19, J. Snelling 3-7, M. Ryan 4-3

### RECEIVING

Vikings – P.Harvin 8-95 1TD, V.Shiancoe 3-24, M. Jenkins 2-25, T.Gerhart 2-19, D. Aromashodu 1-18, A. Reisner 1-5

Falcons – R. White 10-120 1TD, T. Gonzalez 9-69, H. Douglass 2-45 1TD, J. Rodgers 2-12, M. Palmer 2-8 1TD, M. Turner 1-4, J. Snelling 1-4

### SACKS

Vikings – E. Griffen 1.0, K. Williams 1.0

Falcons – L. Sidbury 2.0, S. Weatherspoon 1.0, C. Owens 1.0

### TACKLES

Vikings – C. Greenway 10-7-17, EJ Henderson 9-4-13, J. Sanford 6-1-7, K. Williams 1-5-6, B. Robison 4-2-6, T. Johnson 3-3-6, M. Raymond 4-1-5, C.

Griffin 4-0-4, J. Allen 4-0-4, B. Sapp 3-2-5 L. Guion 2-1-3, M. Sherels 3-0-3, E. Henderson 1-2-3, A. Allen 2-0-2, K. Onatolu 2-0-2, C. Ballard 0-1-1, R.

D'Imperio 1-0-1, E. Frampton 1-0-1, L. Dean 1-0-1, R. Ayodele 1-0-1

Redskins – S. Weatherspoon 7-3-10, . Lofton 2-7-9, J. Sanders 5-3-8, C. Owens 3-1-4, S. Nicholas 2-2-4, C. Peters 2-2-4, T. Decoud 3-0-3, D. Robinson

2-1-3, J. Abraham 0-3-3, L. Sidbury 2-0-2, D. Franks 0-2-2, R. Edwards 1-0-1

### INTERCEPTIONS

Vikings – None.

Falcons – None.

# 2011 SEASON AT A GLANCE - GAME 12



## DENVER 35, VIKINGS 32

at Mall of America Field at HHH Metrodome, December 4, 2011  
Attendance 62, 939

	1	2	3	4	OT	Total
Denver	7	0	14	14	-	35
Minnesota	5	10	7	10	-	32

Vikings – W. McGahee tackled in end zone by J. Allen for a Safety (1st - 12:39)  
Broncos – M. Haggan 16 yd. interception return (M. Prater Kick) (1st - 5:42)  
Vikings – R. Longwell 40 yd. Field Goal (1st - 1:24)  
Vikings – K. Rudolph 19 yd. pass from C. Ponder (R.Longwell kick) (2nd - 3:33)  
Vikings – R. Longwell 25 yd. Field Goal (2nd - 0:00)  
Broncos - D. Thomas 21 yd. pass from Tim Tebow (M. Prater kick) (3rd - 11:18)  
Vikings – Percy Harvin 52 yd. pass from C. Ponder (R. Longwell kick) (3rd - 3:12)  
Broncos – D. Thomas 41 yd. pass from T. Tebow (M. Prater kick) (3rd - 2:48)  
Vikings – Percy Harvin 48 yd. pass from C. Ponder (R.Longwell kick) (4th - 9:41)  
Broncos - W. McGahee 24 yd. run (M. Prater kick) (4th - 8:52)  
Vikings - R. Longwell 39 yd. Field Goal (4th - 3:06)  
Broncos - M. Prater 46 yd. Field Goal (4th - 1:33)  
Broncos - M. Prater 23 yd. Field Goal (4th - 0:00)

	BRONCOS	VIKINGS
First Downs	35	32
Rushes/Yards	32/150	30/129
Passing Yards	202	389
Punt Return/Yards	3/12	3/14
KO Return/Yards	4/132	5/111
Passes (A-C-I)	15-10-0	48-30-2
Times Sacked/Yards	2/16	3/29
Punts	6/51.2	6/49.5
Fumbles/Lost	3/2	1/1
Penalties/Yards	8/73	6/54
Possession Time	22:09	37:51

### PASSING

Vikings – C. Ponder 29-47-381 62%, 3 TDs, 2 INTs, 90.8 rating.  
J. Webb 1-1-8 100%, 100.0 rating  
Broncos – T. Tebow 10-15-202 66%, 2 TDs, 149.3 rating

### RUSHING

Vikings – T.Gerhart 19-91, P. Harvin 5-19, C. Ponder 1-12, J. Webb 1-4, L. Booker 2-3  
Broncos – W. McGahee 20-111-1 TD, L. Ball 7-25, T. Tebow 4-13, S. Larsen 1-1

### RECEIVING

Vikings – P. Harvin 8-156 2 TDs, T. Gerhart 8-42, D. Aromashodu 6-90, V.Shiancoe 4-36, S. Burton 2-38, K. Rudolph 1-19 1 TD, L. Booker 1-8  
Broncos – D. Thomas 4-144 2 TDs, E. Decker 2-25, L. Ball 2-14, M. Willis 1-12, E. Royal 1-7

### SACKS

Vikings – R. Ayodele 1.0, J. Allen 1.0  
Broncos – B. Dawkins 1.0, E. Dumerville 1.0, R. McBean 1.0

### TACKLES

Vikings – J. Sanford 3-6-9, E. Henderson 5-3-8, J. Allen 5-2-7, C. Griffin 5-2-7, M. Raymond 2-4-6, C. Greenway 4-2-6, R. Ayodele 3-3-6, EJ Henderson 3-2-5, B. Robison 2-2-4, B. Sapp 3-1-4, C. Ballard 1-2-3, K. Williams 2-1-3, L. Guion 0-2-2, R. Longwell 2-0-2, F. Evans 1-0-1, E. Griffen 1-0-1, G. Camarillo 1-0-1, R. D'Imperio 1-0-1, E. Frampton 0-1-1, L. Dean 1-0-1  
Broncos – M. Haggan 7-5-12, D. Williams 5-4-9, A. Goodman 5-2-7, B. Dawkins 4-1-5, C. Harris 4-0-4, J. Mays 4-0-4, E. Dumerville 2-2-4, W. Woodyard 2-2-4, Q. Carter 3-0-3, M. Thomas 2-1-3, B. Bunkley 2-1-3, C. Bailey 2-0-2, R. McBean 1-1-2, R. Ayers 0-2-2, D. Bruton 1-0-1

### INTERCEPTIONS

Vikings – None  
Broncos – M. Haggan 16 yds. , A. Goodman 20 yds.

### GAME NOTES

- Jared Allen tied an NFL record with his fourth career safety.
- Jared Allen tied a team record for most games in a season with 0.5+ QB sacks (11 games)
- Chris Kluwe set a new team for most consecutive games played by a punter in team history (95 games).
- Christian Ponder set a team record 381 yards passing in a game by a rookie. He becomes the first rookie to reach 300.
- Christian Ponder set a team record 47 passing attempts in a game by a rookie.
- Christian Ponder set a team record 29 passing completions in a game by a rookie.
- Christian Ponder's 381 yards passing is the third highest in the month of December (Tommy Kramer - 456 ; Daunte Culpepper 404).
- Jared Allen moved into 10th place in the NFL for most sacks after the first 12 games (14.5).
- Cedric Griffin forced his 14th career fumble, second most in team history among defensive backs (J. Browner 18).
- Ryan Longwell moves into 2nd place in point after touchdowns made (218).
- Kyle Rudolph moved into 3rd place for most receiving touchdowns by a rookie tight end (2).
- Jared Allen moved into 8th place for most forced fumbles in a career (14).
- Jared Allen moved into 7th place for most sacks in a season. He set a team record for most seasons with 14.5+ three times. Chris Doleman and Carl Eller each accomplished twice.
- Ryan Longwell moved into 3rd place for all-time points scored in team history (605). He becomes the third to reach 600.
- Percy Harvin moved into 3rd place for most receptions in first three seasons (190). He surpassed Jermaine Wiggins 186.
- Christian Ponder becomes only the second rookie to have 100 completions in a season.
- Percy Harvin set a personal best 156 yards receiving surpassing his 126 vs. Arizona, 11/7/10.
- Toby Gerhart set a personal best 91 yards rushing surpassing his 77 vs. Chicago, 12/20/10.
- Devin Aromashodu set a personal best 90 yards receiving surpassing his 81 vs. Arizona, 11/9/11.

# 2011 SEASON AT A GLANCE - GAME 13



## VIKINGS 28, DETROIT 34

at Ford Field, December 11, 2011

Attendance 63, 988

	1	2	3	4	OT	Total
Minnesota	7	7	7	7	-	28
Detroit	21	10	0	3	-	34

Lions - S. Tulloch fumble recovery in end zone (J. Hanson kick) (1st - 12:56)  
 Lions - T. Young 57 yd. pass from M. Stafford (J. Hanson kick) (1st - 9:45)  
 Lions - B. Pettigrew 12 yd. pass from M. Stafford (J. Hanson kick) (1st - 5:54)  
 Vikings - V. Shiancoe 7 yd. pass from C. Ponder (R. Longwell kick) (1st - 1:51)  
 Lions - A. Smith 30 yd. interception return (J. Hanson kick) (2nd - 12:33)  
 Vikings - P. Harvin 6 yd. pass from C. Ponder (R. Longwell kick) (2nd - 7:36)  
 Lions - J. Hanson 30 yd. Field Goal (2nd - 1:05)  
 Vikings - J. Webb 65 yd. run (R. Longwell kick) (3rd - 4:21)  
 Lions - J. Hanson 26 yd. Field Goal (4th - 12:17)  
 Vikings - T. Gerhart 2 yd. pass from J. Webb (R. Longwell kick) (4th - 7:54)

	VIKINGS	DETROIT
First Downs	29	13
Rushes/Yards	35/269	21/72
Passing Yards	156	208
Punt Return/Yards	2/22	1/28
KO Return/Yards	2/63	5/119
Passes (A-C-I)	44-23-3	29-20-0
Times Sacked/Yards	4/43	5/19
Punts	2/48.5	6/47.7
Fumbles/Lost	5/3	0/0
Penalties/Yards	5/37	10/76
Possession Time	28:46	31:14

### PASSING

Vikings - C. Ponder 11-21-115, 2 TD 52.2%, 3 INT, 60.7 rating.

J. Webb 12-23-84, 1 TD 52.1%, 75.3 rating

Lions - M. Stafford 20-29-227, 2 TD 68.9%, 115.2 rating.

### RUSHING

Vikings - J. Webb 7-109 1 TD, T. Gerhart 19-90, P. Harvin 4-40, L. Booker 3-17, C. Ponder 2-13

Lions - K. Williams 12-43, M. Morris 4-13, C. Johnson 1-11, M. Stafford 2-4, N. Burleson 1-1, A. Brown 1-0

### RECEIVING

Vikings - P. Harvin 10-69, 1TD, D. Aromashodu 4-47, V. Shiancoe 3-33 1 TD, T. Gerhart 3-19 1 TD, G. Camarillo 2-31, K. Rudolph 1-0

Lions - B. Pettigrew 6-57 1TD, T. Young 4-87 1TD, C. Johnson 3-29, N. Burleson 3-25, K. Williams 2-17, A. Brown 1-9, M. Morris 1-3

### SACKS

Vikings - J. Allen 3.0, K. Williams, R. Ayodele 0.5, B. Robson 0.5

Lions - C. Avril 2.0, D. Levy 1.0, K. Vanden Bosch 1.0

### TACKLES

Vikings - J. Sanford 8-2-10, K. Williams 2-5-7, J. Allen 4-2-6, E. Henderson 3-2-5, C. Greenway 3-2-5, E. J. Henderson 3-2-5, E. Griffen 3-0-3, L. Guion 3-0-3, M. Raymond 2-1-3, M. Sherels 2-1-3, A. Allen 3-0-3, B. Sapp 1-1-2, F. Evans 0-1-1, R. Ayodele 0-1-1, L. Dean 0-1-1, K. Onatolu 1-0-1, G. Camarillo 1-0-1, J. Page 1-0-1, A. Sendejo 1-0-1, B. Burton 1-0-1

Lions - S. Tulloch 6-3-9, C. Avril 7-1-8, B. Carpenter 7-0-7, A. Spivey 4-2-6, A. Smith 5-0-5, C. Harris 4-1-5, D. Carey 2-3-5, D. Levy 4-0-4, E. Wright 4-0-4, A. Fluellen 2-1-3, Sa. Hill 2-0-2, K. Vanden Bosch 1-1-2, C. Williams 1-1-2, J. Haye 0-2-2, A. Berry 1-0-1, K. Dawson 1-0-1

### INTERCEPTIONS

Vikings - none

Lions - A. Smith 2 for 34 yds., E. Wright 15 yds.

### GAME NOTES

- Joe Webb set a team record most rushing yards in a game by a QB. Previous record was held by Fran Tarkenton at 99 yards.
- Joe Webb set a team record longest run in a game by a QB, with his 65 yard TD run in the 3rd quarter.
- Joe Webb's run of 65 yards ranks 6th longest in NFL history in a game by a QB.
- Jared Allen moved into 3rd place in the NFL for most sacks after the first 13 games (17.5)
- Jared Allen moved into 7th place for most sacks in a season and his career high.
- Jared Allen moved into 2nd place for most sacks in first 8 NFL seasons. He becomes only the second player in NFL history to reach 100 in a career in eight seasons (100.5).
- Jared Allen moves into 7th place in team history for career QB sacks. (57.5) He surpasses Henry Thomas' 56.
- Percy Harvin becomes the third player to reach 200 receptions in first three seasons. His 10 receptions is a career high.
- Toby Gerhart caught his first career TD pass.
- Joe Webb threw his first career TD pass.
- This is only the second time in team history two QB's each attempted 20+ passes, both are vs. Detroit.



# 2011 SEASON AT A GLANCE - GAME 14



## NEW ORLEANS 42, VIKINGS 20

at Mall of America Field at HHH Metrodome, December 18 2011  
Attendance 62,623

	1	2	3	4	OT	Total
New Orleans	7	14	14	7	-	42
Minnesota	3	10	0	7	-	20

Vikings – R.Longwell 44 yd. Field Goal (1st - 12:20)  
 Saints – L. Moore 5 yd. pass from D. Brees (J. Kasay kick) (1st - 2:51)  
 Vikings - R. Longwell 49 yd. Field Goal (2nd - 13:13)  
 Saints – J. Graham 1 yd. pass from D. Brees (J. Kasay kick) (2nd - 10:04)  
 Vikings – T. Gerhart 10 yd. pass from C. Ponder (R. Longwell kick) (2nd - 6:59)  
 Saints – D. Sproles 13 yd. pass from D. Brees (J. Kasay kick) (2nd - 1:33)  
 Saints – J. Gilmore 2 yd. pass from D. Brees (J. Kasay kick) (3rd - 12:15)  
 Saints – L. Moore 47 yd. pass from D. Brees (J. Kasay kick) (3rd - 10:18)  
 Saints – P.Thomas 1 yd. run (J.Kasay kick) (4th - 12:50)  
 Vikings – T. Gerhart 16 yd. pass from C. Ponder (R. Longwell) (4th - 5:12)

	SAINTS	VIKINGS
First Downs	36	12
Rushes/Yards	38/161	18/105
Passing Yards	412	120
Punt Return/Yards	3/45	0/0
KO Return/Yards	4/90	1/28
Passes (A-C-I)	32-41-0	14-32-1
Times Sacked/Yards	4/18	0/0
Punts	1/51.0	7/48.1
Fumbles/Lost	2/2	0/0
Penalties/Yards	6/65	8/84
Possession Time	38:49	21:11

### PASSING

Vikings – C. Ponder 14-32-120 44%, 1 INT 63.9 rating.  
 J. Webb 0-1-0, 0%, 39.6 rating  
 Saints – D. Brees 32-40-412, 5TDs, 80%, 149.2 rating.  
 C. Daniel 0-1-0, 0%, 39.6 rating.

### RUSHING

Vikings – A. Peterson 10-60, C. Ponder 3-34, T.Gerhart 2-12, J.Webb 2-0  
 Saints – C. Ivory 18-74, P. Thomas 8-44-1TD, D. Sproles 8-33, D. Brees 2-4, R. Meachem 1-4, J. Collins 1-2

### RECEIVING

Vikings – T. Gerhart 4-46-2TDs, P. Harvin 3-8, D. Aromashodu 2-29, K. Rudolph 2-15, E. Arceneaux 1-10, L. Booker 1-7, G. Camarillo 1-5  
 Saints – M. Colston 8-91, J. Graham 7-70-1TD, L. Moore 5-91-2TDs, D. Sproles 5-79-1D, P. Thomas 2-41, R. Meachem 2-22, D. Henderson 1-4, J. Gilmore 1-2-1TD

### SACKS

Vikings – none  
 Saints – R. Harper 1.0, T. Johnson 1.0, J. Galette 1.0, J. Charleston 1.0

### TACKLES

Vikings – J. Sanford 11-5-16, EJ Henderson 9-6-15, C. Greenway 8-5-13, E. Henderson 5-3-8, M. Raymond 3-4-7, M. Sherels 5-1-6, J. Allen 2-3-5, F. Evans 2-3-5, B. Sapp 4-0-4, L. Guion 2-2-4, K. Williams 4-0-4, B. Robison 2-2-4, B. Burton 2-1-3, A. Allen 3-0-3, K. Onatolu 2-0-2, E. Frampton 2-0-2, L. Dean 1-0-1, R. Ayodele 1-0-1, L. Booker 1-0-1, M. Katula 1-0-1, R. D’Imperio 0-1-1  
 Saints – J. Greer 3-1-4, J. Greer 3-1-4, J. Vilma 2-1-3, S. Ellis 1-2-3, T. Johnson 2-0-2, J. Galtter 2-0-2, J. Dunbar 2-0-2, M. Jenkins 2-0-2, J. Charleston 1-1-2, P. Robinson 1-1-2, J. Patrick 1-1-2, M. Wilson 1-0-1, S. Shanle 1-0-1, C. Jordan 1-0-1, W. Smith 1-0-1, R. Humber 1-0-1, W. Herring 1-0-1, J. Amaya 1-0-1

### INTERCEPTIONS

Vikings – none.  
 Saints – P. Robinson 0 yds.

### GAME NOTES

- Toby Gerhart tied a team record for most receiving touchdowns in a game by a RB (2).
- Adrian Peterson's 60 yards gives him his fifth season with 1,000 yards from scrimmage.
- Adrian Peterson moved into 8th place for most yards rushing in first five NFL seasons (6,714).
- Adrian Peterson is only the 6th Vikings player to gain 8,000 yards from scrimmage in a career (8,009).
- Jim Kleinsasser set a new team record for most games played by a tight end (179).
- Christian Ponder moved into 2nd place for most rushing yards by a QB in his first season (186).

# 2011 SEASON AT A GLANCE - GAME 15



## VIKINGS 33, WASHINGTON 26

at FedEx Field, December 24, 2011

Attendance 68,370

	1	2	3	4	OT	Total
Minnesota	3	7	13	10	-	33
Washington	0	10	10	6	-	26

Vikings – R. Longwell 36 yd. Field Goal (1st - 7:11)  
 Vikings – A. Peterson 1 yd. run (R.Longwell kick) (2nd - 14:56)  
 Redskins – D. Stallworth 5 yd. pass from R. Grossman (G. Gano Kick) (2nd - 10:46)  
 Redskins – G. Gano 26 yd. Field Goal (2nd - 1:02)  
 Redskins – G. Gano 53 yd. Field Goal (3rd - 10:40)  
 Vikings – J. Webb 9 yd. run (R.Longwell kick) (3rd - 9:23)  
 Redskins – J. Gaffney 4 yd. pass from R. Grossman (G. Gano kick) (3rd - 5:57)  
 Vikings – K. Rudolph 17 yd. pass from J. Webb (kick failed, wr) (3rd - 2:41)  
 Redskins – G. Gano 25 yd. Field Goal (4th - 12:41)  
 Vikings – P. Harvin 8 yd. pass from J. Webb (R. Longwell kick) (4th - 10:06)  
 Vikings – R. Longwell 23 yd. Field Goal (4th - 4:05)  
 Redskins – G. Gano 47 yd. Field Goal (4th - 1:25)

	VIKINGS	REDSKINS
First Downs	20	23
Rushes/Yards	38/241	24/141
Passing Yards	148	256
Punt Return/Yards	1/4	3/14
KO Return/Yards	7/145	3/80
Passes (A-C-I)	18-12-0	41-26-1
Times Sacked/Yards	2/4	3/28
Punts	3/44.3	2/39.5
Fumbles/Lost	2/0	1/1
Penalties/Yards	4/40	8/64
Possession Time	39:34	30:26

### GAME NOTES

- Toby Gerhart set a new team record for most rushing yards in a game in the Redskins series. This is his first career 100 yard game rushing. Gerhart ran for 109 yards on the day including a career-long 67 yard effort.
- Toby Gerhart's 67 yard run set a new team record for longest run in the Redskins series and his career longest run.
- Adrian Peterson set a new team record for most seasons with 200+ rushing attempts (5).
- Christian Ponder set a new team record for most games started by a rookie QB with 9.
- Jared Allen moved into second place in Vikings history for most sacks in a single season. Allen has 18.5 sacks, 2.5 shy of tying Chris Doleman's mark of 21.0.
- Adrian Peterson becomes only the second Vikings player to rush for 1,300+ yards in the month of December for a career.
- Adrian Peterson becomes the 9th player in team history to reach 400 career points, he now has 402.
- Mistral Raymond intercepts his first career pass which also ends the Vikings drought for most consecutive games without an interception and NFL record of 9 straight.
- Joe Webb's 5 passing attempts ranks 2nd for fewest pass attempts needed in a game in throwing two touchdown passes.
- Joe Webb rushed for his second rushing touchdown of the season. He now ranks 4th for most rushing touchdowns in first two seasons by a quarterback.

### PASSING

Vikings – C. Ponder 8-13-68 0 TDs, 0 INTs, 61.5%, 75.2 rating, J.Webb 4-5-84 2TDs, 0 INTs, 80%, 158.3 rating.  
 Redskins – R. Grossman 26-41-284 2 TDs, 1 INT, 63.4% 89.9 rating.

### RUSHING

Vikings – A.Peterson 12-38-1 TD, T. Gerhart 11-109, J.Webb 4-34-1 TD, P.Harvin 4-39, L. Booker 2-1, C. Ponder 4-20  
 Redskins – E. Royster 19-132, R. Torain 4-8, B. Banks 1-1

### RECEIVING

Vikings – P. Harvin 5-65 1TD, D. Aromashodu 2-36, K. Rudolph 2-23 1 TD, A. Peterson 2-14, G. Camarillo 1-14  
 Redskins – J. Gaffney 6-77 1 TD, D. Stallworth 5-59 1 TD, S. Moss 4-46, T. Austin 3-39, D. Young 2-33, E. Royster 2-15, R. Torain 2-4, A. Armstrong 1-6, L. Paulsen 1-5

### SACKS

Vikings – J. Allen, 1.0, B. Robison, 1.0, K. Williams 1.0  
 Redskins – P. Riley 1.0, L. Fletcher 0.5, A. Carriker 0.5

### TACKLES

Vikings – E.J. Henderson 8-7-15, C. Greenway 7-5-12, J. Sanford 5-4-9, C. Griffin 3-4-7, K. Williams 4-3-7, M. Raymond 2-5-7, B. Sapp 5-1-6, J. Allen 3-2-5, M. Sherels 3-1-4, B. Robison 2-2-4, E. Frampton 2-1-3, L. Guion 3-0-3, B. Burton 2-0-2, E. Henderson 1-1-2, L. Booker 1-0-1, C. Ballard 1-0-1, R. Ayodele 0-1-1, A. Sendejo 0-1-1  
 Redskins – L. Fletcher 7-10-17, R. Doughty 3-6-9, J. Wilson 5-1-6, O. Atogwe 3-3-6, B. Orakpo 1-5-6, P. Riley 3-2-5, A. Carriker 3-2-5, S. Bowen 3-0-3, D. Hall 2-0-2, D. Gomes 2-0-2, R. Kerrigan 2-0-2, D. Scott 1-0-1, R. McIntosh 0-1-1

### INTERCEPTIONS

Vikings – M. Raymond 31 yards.  
 Redskins – None.

# 2011 SEASON AT A GLANCE - GAME 16



## CHICAGO 17 , VIKINGS 13

at Mall of America Field at HHH Metrodome, January 1, 2012  
Attendance 62,867

	1	2	3	4	OT	Total
Chicago	0	14	0	3	-	17
Minnesota	10	3	0	0	-	13

Vikings – R. Longwell 26 yd. Field Goal (1st - 8:53)

Vikings – P. Harvin 5 yd. run (R. Longwell kick) (1st - 3:42)

Bears – R. Williams 22 yd. pass from J. McCown (R. Gould kick) (2nd - 14:19)

Bears – C. Tillman 22 yd. interception return (R. Gould kick) (2nd - 13:37)

Vikings – R. Longwell 26 yd. Field Goal (2nd - 0:55)

Bears – R. Gould 27 yd. Field Goal (4th - 10:19)

	BEARS	VIKINGS
First Downs	10	16
Rushes/Yards	25/92	27/79
Passing Yards	117	222
Punt Return/Yards	2/4	0/0
KO Return/Yards	3/39	2/58
Passes (A-C-I)	25-15-1	42-21-3
Times Sacked/Yards	7/43	2/6
Punts	7/45.0	6/45.3
Fumbles/Lost	4/2	1/0
Penalties/Yards	4/20	5/38
Possession Time	28:46	31:14

### PASSING

Vikings – C. Ponder 4-10-28, 40%, 0 TD, 1 INT - 8.3 rating,

J. Webb 17-32-200, 53.1%, 0 TD, 2 INTs - 46.4 rating.

Bears – J. McCown 15-25-160, 60%, 1 TD, 1 INT - 75.4 rating.

### RUSHING

Vikings – T. Gerhart 15-67, P. Harvin 5-13, 1 TD, J. Webb 4-2, C. Kluwe 1-0, L. Booker 2-(-3)

Bears – K. Bell 17-54, J. McCown 4-30, A. Allen 4-8

### RECEIVING

Vikings – P. Harvin 10-115, D. Aromashodu 3-53, L. Booker 3-33, K. Rudolph 3-15, G. Camarillo 1-9, T. Gerhart 1-3

Bears – K. Bell 5-28, R. Williams 4-60 1 TD, D. Sanzenbacher 2-27, D. Hester 1-14

### SACKS

Vikings – J. Allen 3.5, C. Greenway 1.0, B. Robison 1.0, K. Williams 1.0, E. Henderson 0.5

Bears – I. Idonijie, J. Peppers 0.5, M. Toeaina 0.5

### TACKLES

Vikings – EJ Henderson 6-4-10, C. Greenway 5-4-9, J. Sanford 5-4-9, J. Allen 6-1-7, L. Guion 4-3-7, M. Raymond 2-3-5, E. Henderson 2-2-4, A. Allen 2-2-4, C. Griffin 3-1-4, E. Frampton 3-0-3, B. Sapp 2-1-3, B. Robison 3-0-3, K. Williams 1-1-2, K. Onatolu 2-0-2, R. Ayodele 1-0-1, E. Griffen 1-0-1, L. Dean 0-1-1, Jarrad Page 0-1-1, M. Katula 0-1-1, A. Sendejo 1-0-1, C. Ballard 1-0-1

Bears – B. Urlacher 7-3-10, M. Wright 4-5-9, T. Jennings 6-0-6, C. Tillman 2-4-6, I. Idonijie 4-1-5, L. Briggs 4-1-5, C. Steltz 4-0-4, C. Graham 1-1-2, N. Roach 1-1-2, H. Melton 0-2-2, A. Okoye 0-2-2, D. Moore 1-0-1, A. Adams 1-0-1, J. Peppers 0-1-1, M. Toeaina 0-1-1

### INTERCEPTIONS

Vikings – C. Griffin 0 yds.

Bears – T. Jennings 1 yd., C. Tillman 22 yds., D. Moore 1 yd.

### GAME NOTES

- This was the Vikings fifth game played on New Year's Day. The first three were playoff games.
- Jared Allen finishes the season with 22.0 sacks which ranks 2nd-most in NFL history for a season. He becomes only the 7th player to reach 20 sacks.
- Jared Allen set a team record for most sacks in a season.
- Jared Allen becomes the 7th Vikings player to reach 60 career sacks.
- Jared Allen and Brian Robison finish the season in 2nd place for most DE duo sacks in a season (30 - Allen 22.0, Robison 8).
- Percy Harvin set a team record for most rushing touchdowns by a WR in a career (3).
- Percy Harvin set a team record for most rushing touchdowns by a WR in a season (2).
- Percy Harvin set a team record for most combined net yards after first three seasons (Harvin - 5,821 , Peterson 5,741).
- Percy Harvin's 128 combined net yards give him a season total of 1,704 which ranks 6th best in team history.
- Christian Ponder set a team record by a rookie for most completions in a season. (158).
- Chris Kluwe set a new team record for most games with a 50+ yard punt in a season (14).
- Jim Kleinsasser played in his 181st, and final, career game, all with the Vikings and most ever by a tight end.
- Jim Kleinsasser ends his career in 2nd place for most receptions by a tight end (192).
- Adrian Peterson and Toby Gerhart become the 12th RB tandem to each gain 500+ yards rushing in a season.
- Marcus Sherels tied a team record for most punt fair catches in a game (5).
- Ryan Longwell moved into 2nd in Viking team history for most field goals in a career (Longwell - 135, Cox - 282).



**SHOW YOUR  
HORNS**

**UPDATED PLAYER BIOS**

# **UPDATED PLAYER BIOS**

- **Includes Updated Career Statistics**

# 2011 VIKINGS PLAYER BIOS



**#39 HUSAIN ABDULLAH • S**  
4th Year Vikings/4th Year NFL • Washington State

**PLACED ON INJURED RESERVE ON NOVEMBER 29TH**

**2011 REGULAR SEASON HIGHLIGHTS**

- Abdullah led the team with 16 tackles in the season opening loss at San Diego. The 16 tackles set a career high.
- In the 2011 home opener against Tampa Bay, Abdullah recorded his first INT of the season to go with 8 tackles and 1 pass defended.
- Abdullah earned his first TFL of the season in the 26-23 OT loss to Detroit.
- Recorded a team-high 12 tackles in the loss to KC.
- Finished the Arizona game with 5 tackles, 1 for a loss.
- Tallied 6 tackles, 1 for a loss, against Chicago.
- Recorded 5 solo tackles in the Week 7 loss vs. Green Bay.
- Caught Cam Newton for his 1st sack of the season, 2nd of his career. Added 5 tackles in the win over the Panthers.
- Started his 9th straight game of the season against Green Bay before leaving with a concussion.

**CAREER NOTES**

- Stepped into starting role in 2010 and tied for Vikings lead in interceptions with 3.
- One of 3 rookie free agents to make the Vikings opening day roster in 2008 and was the only one to play in all 16 games.
- Led the Vikings in special teams tackles as a rookie (2008) with 24.
- Brother, Hazma, plays safety for the Arizona Cardinals.

2011 GP/GS	Career GP/GS	Playoffs GP/GS
9/9	54/24	3/0

**Abdullah's 2011 Season Highs**

Tackles..... 16..... at San Diego, 9/11/11  
 QB Pressures..... 1..... at San Diego, 9/11/11  
 Interceptions..... 1..... vs Tampa Bay, 9/18/11  
 Pass breakups..... 1..... vs Tampa Bay, 9/18/11, vs Detroit, 9/25/11  
 Tackles for Loss..... 1..... vs Detroit, 9/25/11, vs Arizona, 10/9/11, at Chicago, 10/16/11  
 QB Sack ..... 1..... at Carolina, 10/30/11

**Abdullah's Career Highs (Special Teams)**

Tackles..... 4..... vs NY Giants, 1/3/10

**Abdullah's Career Highs**

Tackles..... 16..... at San Diego, 9/11/11  
 Pass breakups..... 3..... at Philadelphia, 12/28/10  
 QB Sack..... 1..... vs Seattle, 11/22/09, at Carolina, 10/30/11  
 Interceptions..... 2..... at Chicago, 11/14/10

**ABDULLAH'S SEASON AND CAREER STATS**

OPPONENT	U	A	T	TFL	SK	QH	FF	FR	INT	PD
at SD - 9/11	7	9	16	0.0	0.0	1	0	0	0	0
vs TB - 9/18	8	0	8	0.0	0.0	0	0	0	1	1
vs DET - 9/25	3	2	5	1.0	0.0	0	0	0	0	1
at KC - 10/2	8	4	12	0.0	0.0	0	0	0	0	0
vs ARI - 10/9	4	1	5	1.0	0.0	0	0	0	0	0
at CHI - 10/16	5	1	6	1.0	0.0	0	0	0	0	0
vs GB - 10/23	5	0	5	0.0	0.0	0	0	0	0	0
at CAR - 10/30	5	0	5	0.0	1.0	0	0	0	0	0
at GB - 11/14	3	0	3	0.0	0.0	0	0	0	0	0
vs OAK - 11/20						INACTIVE				
at ATL - 11/27						INACTIVE				
vs DEN - 12/4						INJURED RESERVE				
vs DET - 12/11						INJURED RESERVE				
vs NO - 12/18						INJURED RESERVE				
at WAS - 12/24						INJURED RESERVE				
vs CHI - 1/1						INJURED RESERVE				
2011 TOTALS	48	17	65	3.0	1.0	1	0	0	1	2
CAREER	111	56	167	6.0	2.0	2	0	0	4	11

**#57 XAVIER ADIBI • LB**  
1st Year Vikings/4th Year NFL • Virginia Tech

**2011 REGULAR SEASON HIGHLIGHTS**

- Was inactive during the Week 1 contest at San Diego.
- Adibi saw his first action as a Viking versus Tampa Bay on 9/18/11 but did not record any stats.
- Was inactive during Weeks 3-6.
- Dressed for the Packers game but did not see the field.
- Was inactive during the Week 8 contest at Carolina.
- Was inactive during the Week 10 contest at Green Bay.
- Dressed for the Raiders game and picked up 1 special teams tackle.
- Was active for the Atlanta contest but did not record any stats.
- Was active for the Denver contest but did not record any stats.
- Was inactive during Weeks 14-17.

**CAREER NOTES**

- Acquired by Vikings the day after final roster cuts after being waived by Houston.
- Started 8 games for Texans including career-high 5 games as a rookie in 2008.
- Notched career-best 14 tackles in his 1st career start at Indianapolis (11/16).

2011 GP/GS	Career GP/GS	Playoffs GP/GS
4/0	37/8	0/0

**Adibi's Career Highs**

Tackles..... 14..... at Indianapolis, 11/16/08  
 Forced Fumble..... 1..... at Miami, 12/27/09; at Denver, 12/26/10  
 Fumble Recovery ..... 1..... at Cleveland, 11/23/08

**ADIBI'S SEASON AND CAREER STATS**

OPPONENT	U	A	T	TFL	SK	QH	FF	FR	INT	PD
at SD - 9/11			INACTIVE							
vs TB - 9/18	0	0	0	0.0	0.0	0	0	0	0	0
vs DET - 9/25			INACTIVE							
at KC - 10/2			INACTIVE							
vs ARI - 10/9			INACTIVE							
at CHI - 10/16			INACTIVE							
vs GB - 10/23			DID NOT PLAY							
at CAR - 10/30			INACTIVE							
at GB - 11/14			INACTIVE							
vs OAK - 11/20	0	0	0	0.0	0.0	0	0	0	0	0
at ATL - 11/27	0	0	0	0.0	0.0	0	0	0	0	0
vs DEN - 12/4	0	0	0	0.0	0.0	0	0	0	0	0
vs DET - 12/11			INACTIVE							
vs NO - 12/18			INACTIVE							
at WAS - 12/24			INACTIVE							
vs CHI - 1/1			INACTIVE							
2011 TOTALS	0	0	0	0.0	0.0	0	0	0	0	0
CAREER	41	14	55	2.0	1.0	0	2	1	1	5

**ADIBI'S SPECIAL TEAMS STATS**

OPPONENT	U	A	T	FF	FR	BK
at SD - 9/11			INACTIVE			
vs TB - 9/18	0	0	0	0	0	0
vs DET - 9/25			INACTIVE			
at KC - 10/2			INACTIVE			
vs ARI - 10/9			INACTIVE			
at CHI - 10/16			INACTIVE			
vs GB - 10/23			DNP			
at CAR - 10/30			INACTIVE			
at GB - 11/14			INACTIVE			
vs OAK - 11/20	-	1	1	0	0	0
at ATL - 11/27	0	0	0	0	0	0
vs DEN - 12/4	0	0	0	0	0	0
vs DET - 12/11			INACTIVE			
vs NO - 12/18			INACTIVE			
at WAS - 12/24			INACTIVE			
vs CHI - 1/1			INACTIVE			
2011 TOTALS	0	1	1	0	0	0



# 2011 VIKINGS PLAYER BIOS



## #21 ASHER ALLEN • CB 3rd Year Vikings/3rd Year NFL • Georgia

### 2011 REGULAR SEASON HIGHLIGHTS

- Played as the nickel back against Tampa Bay after Chris Cook left with a groin injury. Allen finished the contest with 3 tackles.
- Suited up for his second game in 2011. Allen recorded 1 ST tackle, his first of the season against Detroit.
- Earned his first start of the 2011 season and responded with his best performance of the season. Allen intercepted Kevin Kolb and led the secondary with 9 tackles.
- Recorded 1 tackle and 2 PBU against Chicago. The 2 PBUs tied a career-high.
- Allen had a career-high in tackles when starting against the Packers. He finished the game with 12 total tackles. 10 solo, 2 assisted.
- Started at Carolina and lined up against Steve Smith for most of the day. Allen finished with 5 solo tackles and 1 PBU.
- Earned the start against Green Bay and finished with 3 defensive tackles and 1 special teams tackle.
- Made his 4th straight start against the Raiders and finished with 2 tackles and 1 PD.
- Posted 2 tackles in his return to Georgia but left the game with a shoulder injury.
- Finished the Lions contest with 3 tackles and 2 PBUs, which tied a career high.
- Started against the Saints before leaving with a concussion. Allen had 3 tackles.
- In Week 17 against Chicago, Allen had 4 tackles.

### CAREER NOTES

- Grabbed INTs in consecutive games in 2010 vs. NY Giants and vs. Chicago and led team with 10 passes defended on season.
- Had a sack and forced fumble in his 1st career game played at Pittsburgh.
- Started a career-high 11 games in 2010.

2011 GP/GS	Career GP/GS	Playoffs GP/GS
13/9	37/21	2/0

#### Asher Allen's 2011 Season Highs

Tackles.....12.....vs Green Bay, 10/23/11  
 Interceptions.....1.....vs Arizona, 10/9/11  
 Pass Breakups.....2.....at Chicago, 10/16/11, at Detroit, 12/11/11

#### Asher Allen's Career Highs

Tackles.....12.....vs NYG, 12/13/10  
 Pass Breakups.....2.....at NYJ, 10/11/10, at Wash, 11/28/10, at Chicago, 10/16/11, at Detroit, 12/11/11  
 Tackle for Loss.....1.....vs. Detroit, 11/15/09  
 Sacks.....1.0.....at Pittsburgh, 10/25/09  
 Interceptions.....1.....vs. Seattle, 11/22/09, vs NYG, 12/13/10, vs CHI, 12/20/10, vs Arizona, 10/9/11  
 Forced Fumbles.....1.....at Pittsburgh, 10/25/09

#### Asher Allen's Career Highs (Special Teams)

Tackles.....2.....at Green Bay, 11/1/09

#### ASHER ALLEN'S SEASON AND CAREER STATS

OPPONENT	U	A	T	TFL	SK	QH	FF	FR	INT	PD
at SD - 9/11										
vs TB - 9/18	2	1	3	0.0	0.0	0	0	0	0	0
vs DET - 9/25	0	0	0	0.0	0.0	0	0	0	0	0
at KC - 10/2	0	0	0	0.0	0.0	0	0	0	0	0
vs ARI - 10/9	7	2	9	0.0	0.0	0	0	0	1	1
at CHI - 10/16	1	0	1	0.0	0.0	0	0	0	0	2
vs GB - 10/23	10	2	12	0.0	0.0	0	0	0	0	0
at CAR - 10/30	5	0	5	0.0	0.0	0	0	0	0	1
at GB - 11/14	3	0	3	0.0	0.0	0	0	0	0	0
vs OAK - 11/20	1	1	2	0.0	0.0	0	0	0	0	1
at ATL - 11/27	2	0	2	0.0	0.0	0	0	0	0	0
vs DEN - 12/4										
at DET - 12/11	3	0	3	0.0	0.0	0	0	0	0	2
vs NO - 12/18	3	0	3	0.0	0.0	0	0	0	0	0
at WAS - 12/24										
vs CHI - 1/1	2	2	4	0.0	0.0	0	0	0	0	0
2011 TOTALS	39	8	47	0.0	0.0	0	0	0	1	7
CAREER	100	29	129	1.0	1.0	0	1	0	4	18

#### SPECIAL TEAMS

OPPONENT	U	A	T	FF	FR	BK
vs DET - 9/25	1	0	1	0	0	0
at GB - 11/14	1	0	1	0	0	0
2011 TOTALS	2	0	2	0	0	0

## #69 JARED ALLEN • DE 4th Year Vikings/8th Year NFL • Idaho State

### 2011 REGULAR SEASON HIGHLIGHTS

- Displayed a complete effort in Week 1 at San Diego with 7 total tackles, shared a sack with Brian Robison, applied 3 QB pressures and snagged 1 interception near the Vikings red zone.
- Was able to sack Josh Freeman on the first play of the game against Tampa Bay. Finished the game with 6 tackles and 6 QB hurries.
- Dominated the Lions OL which lead to the benching of their LT. Allen had one of his best games as a Viking; 3 sacks, 2 TFLs, 1 FF, 3 QBP and 7 solo tackles.
- Picked up 2 sacks in his return to KC.
- Continued his dominate season against Arizona with 2 sacks, 5 QB hurries, 1 fumble recovery and 1 PBU.
- Put together a complete stat line against Chicago; 5 tackles, 1 TFL, 1 sack, 3 QB hurries, 1 FF and 1 FR against Jay Cutler and the Bears.
- Another game, another dominating performance by Jared Allen. He finished the Packers game with 7 tackles, 2 TFLs, 2 sacks and 2 QB hurries.
- Was all over the field in the win at Carolina; recorded 1 sack on Cam Newton, 1 FF, 1 FR, 5 solo tackles, 2 QBPs and 1 PBU.
- Continues his superb play, this time coming against Green Bay on MNF. Allen finished with 7 tackles (tying a season high) 3 TFLs and 1 sack.
- Recorded 2 tackles in the loss to Oakland. Allen failed to record a sack for the 1st time in 11 games.
- Put up 3 tackles in the loss to Atlanta. Allen was forced into emergency long snapping duty after Cullen Loeffler was injured. Allen handled all snaps cleanly and ended up making 1 special teams tackle.
- Displayed another dominant performance, this time against the Broncos. Allen picked up 7 tackles, tied for season best, had 1 sack, 2 TFLs, 3 QBPs, 1 FF and 1 FR.
- Allen tackled Willis McGahee in the end zone for his 4th career safety. This ties an NFL record with Ted Hendricks and Doug English.
- Allen is 1st the NFL in sacks with 22.0 after 16 games. It marks his 6th season with double digit sacks. He also leads the NFL with 4 fumble recoveries.
- For the second time this season, Jared Allen recorded 3 sacks in one game. Against Detroit, Allen recorded 6 tackles and 1 QBP to go with his 3 sacks.
- Put up 5 tackles and 4 QB pressures in the loss to New Orleans.
- Allen registered 5 tackles, 1 sack and 8 (season high) QBPs in the win over Washington. Allen's 18.5 sacks rank 2nd all-time in Vikings single-season history. Doleman leads with 21 in the 1989 campaign.
- Allen finished the season in true form, getting 3.5 sacks (season-high) against Chicago to finish the season with 22.0 and setting a new Vikings single-season sack record.
- Was voted Defensive MVP by his teammates for the 2011 season.

### CAREER NOTES

- Allen recorded a sack in 11 straight games, a personal best and a Vikings record. He passes Jim Marshall and Carl Eller who held the franchise record with 8 consecutive games.
- 2011 was a banner year for Jared Allen, 22 sacks to lead the NFL (2nd all-time), led the League with 4 FRs and tied an NFL record after recording his 4th safety.
- Leads the NFL in sacks since 2004 with 105. He ranks 2nd on the all-time list for most sacks in first 8 NFL seasons trailing Reggie White with 124.0.
- Through 8 seasons, only 1 player has more sacks than Jared Allen (100.5) and that is Reggie White (124.0). Derrick Thomas is 3rd with 98.0.

# 2011 VIKINGS PLAYER BIOS



## JARED ALLEN CONTINUED:

- Allen set a new team record for most sacks after the first 9 games with 13.5. He tops Keith Millard (13) and Alan Page (13).
- Allen is in 7th place in team history for career QB sacks with 57.5. His 17.5 sacks in a season rank as 4th best in franchise history. Chris Doleman leads with 21.0.
- Joins Kevin Williams for tops on the Vikings interception list for a defensive line man with 4 INTs since joining the team in 2008.
- Posted 4.5 sacks vs. GB (10/5/09), the 2nd-most in a game in Vikings history.
- Has 4 career TDs...2 on defense (INT, FR) and 2 on offense (2 Rec.)
- Was named to the 50 Greatest Vikings team during the 2010 season.
- Led the Vikings with 14.5 sacks in his 1st season with the club in 2008 to earn a 2nd consecutive trip to the Pro Bowl and AP 1st Team All-Pro recognition...His 14.5 sacks in 2008 were the most since John Randle's 15.5 in 1997.
- Shares Vikings team record for safeties in a season (2 in 2008) with Alan Page (1971) and has the most safeties in a career with 4.
- Joined Alan Page and Carl Eller as the only Vikings in history to post back-to-back seasons of 13.0-plus sacks (14.5 in 2008 and 2009).
- Became just the 2nd player in NFL history to have 3 straight seasons of at least 14.0 sacks, joining Hall of Famer Reggie White.
- Set a career high with a team-best 8 forced fumbles in 2009.

<b>2011 GP/GS</b>	<b>Career GP/GS</b>	<b>Playoffs GP/GS</b>
16/16	125/119 (61/55-KC; 64/64-MIN)	4/4 (1/1-KC; 3/3-MIN)

### Jared Allen's 2011 Season Highs

Tackles.....	7.....	5 times, most recently vs Denver, 12/4/11
Sacks.....	3.5.....	vs Chicago, 1/1/12
QB Hurries.....	8.....	at Washington, 12/24/11
INT.....	1.....	at San Diego, 9/11/11
Forced Fumble.....	1.....	vs Detroit, 9/25/11, at Chicago, 10/16/11, at Carolina, 10/30/11, vs Denver, 12/4/11
Fumble Recovery.....	1.....	vs Arizona, 10/9/11, at Chicago, 10/16/11, at Carolina, 10/30/11, vs Denver, 12/4/11

### Jared Allen's Career Highs

Tackles.....	10.....	vs. Denver, 9/26/05; vs. Baltimore, 10/18/09
Sacks.....	4.5.....	vs. Green Bay, 10/5/09
INT.....	5.....	5 times; most recently, at San Diego, 9/11/11
Forced Fumbles.....	2.....	vs. Washington, 10/16/05
Fumble Recoveries.....	2.....	vs. Washington, 10/16/05; at Oakland, 12/23/06; at St. Louis, 10/11/09
Blocked FG.....	1.....	at Indianapolis, 11/18/07
QB Hurries.....	10.....	at Chicago, 11/14/10
Safety.....	1.....	vs. Detroit, 10/12/08; vs. Green Bay, 11/9/08, vs. Green Bay, 10/5/09

### JARED ALLEN'S SEASON AND CAREER STATS

OPPONENT	U	A	T	TFL	SK	QH	FF	FR	INT	PD
at SD - 9/11	4	3	7	0.0	0.5	3	0	0	1	0
vs TB - 9/18	5	1	6	1.0	1.0	6	0	0	0	0
vs DET - 9/25	7	0	7	3.0	3.0	2	1	0	0	1
at KC - 10/2	2	0	2	1.0	2.0	0	0	0	0	0
vs ARI - 10/9	5	0	5	2.0	2.0	5	0	1	0	1
at CHI - 10/16	3	2	5	2.0	1.0	3	1	1	0	0
vs GB - 10/23	5	2	7	3.0	2.0	2	0	0	0	0
at CAR - 10/30	5	0	5	1.0	1.0	2	1	1	0	1
at GB - 11/14	6	1	7	3.0	1.0	1	0	0	0	0
vs OAK - 11/20	1	1	2	0.0	0.0	0	0	0	0	0
at ATL - 11/27	3	0	3	0.0	0.0	2	0	0	0	0
vs DEN - 12/4	5	2	7	2.0	1.0	3	1	1	0	0
at DET - 12/11	4	2	6	3.0	3.0	1	0	0	0	0
vs NO - 12/18	2	3	5	0.0	0.0	4	0	0	0	0
at WAS - 12/24	3	2	5	1.0	1.0	8	0	0	0	0
vs CHI - 1/1	6	1	7	3.0	3.5	3	0	0	0	0
2011 TOTALS	66	20	86	25.0	22.0	45	4	4	1	3
CAREER	443	131	574	55.0	105.0	313	29	16	5	41

## #19 DEVIN AROMASHODU • WR 1st Year Vikings/4th Year NFL • Auburn

### 2011 REGULAR SEASON HIGHLIGHTS

- Snagged his first reception as a Viking, a 5-yard pass from McNabb against the Lions.
- Made a diving catch against Kansas City for a 34-yard TD. His first as a Viking, 5th of his career.
- Led the Vikings receivers with 81 yards on 2 receptions. Had a career long catch of 60 yards against the Cardinals. Also added 1 special teams tackle.
- Earned his first start as a Viking versus the Packers and had 1 catch for 13 yards.
- Started for the second straight game and recorded 2 receptions for 20 yards in the win at Carolina.
- Got the start in Green Bay and was targeted 6 times but ended with 0 receptions.
- Connected with Ponder on a 42-yard reception, the longest play of the day in the loss to Oakland. It was Devin's only catch of the day.
- Finished the Atlanta contest with 1 reception for 18 yards.
- Had the best receiving game of his Vikings career against Denver on 12/4/11. Aromashodu caught 6 passes for 90 yards. He was targeted 15 times.
- Produced 4 receptions for 47 yards in the loss at Detroit.
- Brought in 2 receptions for 29 yards in the New Orleans matchup.
- Caught 2 passes for 36 yards in the win over Washington.
- Finished the season finale vs. Chicago with 3 receptions for 53 yards.
- Finished the 2011 season with career highs in receptions (26) and receiving yards (468).

### CAREER NOTES

- Enjoyed the best game of his career vs. Minnesota on 12/28/09 when he racked up 150 yards and caught the longest pass of his career with a 39-yard TD for the Bears.
- Played in a career-high 14 games in 2010.
- Caught 4 TDs in the final 4 games of the 2009 season.
- Has appeared in 2 playoff games; 1 with Indianapolis and 1 with Chicago.

<b>2011 GP/GS</b>	<b>Career GP/GS</b>	<b>Playoffs GP/GS</b>
16/6	46/11 (6/1-Ind, 24/4 Chi, 16/6-MIN)	2/0 (1/0 Ind., 1/0 Chi.)

### Aromashodu's Career Highs

Receptions.....	8.....	vs. Green Bay, 12/13/09
Receiving Yards.....	150.....	vs. Minnesota, 12/28/09
Long Catch.....	60.....	vs. Arizona, 10/9/11
TD Catch.....	2.....	at Detroit, 1/3/10

### AROMASHODU'S SEASON AND CAREER STATS

OPPONENT	No	Yds	Avg	Lg	TD
at SD - 9/11	0	0	0.0	0	0
vs TB - 9/18	0	0	0.0	0	0
vs DET - 9/25	1	5	5.0	5	0
at KC - 10/2	1	34	34.0	34	1
vs ARI - 10/9	2	81	40.5	60	0
at CHI - 10/16	0	0	0.0	0	0
vs GB - 10/23	1	13	13.0	13	0
at CAR - 10/30	2	20	10.0	15	0
at GB - 11/14	0	0	0.0	0	0
vs OAK - 11/20	1	42	42.0	42	0
at ATL - 11/27	1	18	18.0	18	0
vs DEN - 12/4	6	90	15.0	20	0
vs DET - 12/11	4	47	11.8	28	0
vs NO - 12/18	2	29	14.5	15	0
at WAS - 12/24	2	36	18.0	23	0
vs CHI - 1/1	3	53	18.0	19	0
2011 TOTALS	26	468	20.2	60	1
CAREER	67	1011	15.1	60	5

### SPECIAL TEAMS STATS

OPPONENT	U	A	T	FF	FR	BK
vs ARI - 10/9	1	0	1	0	0	0
at CHI - 10/16	1	0	1	0	0	0
2011 TOTALS	2	0	2	0	0	0

# 2011 VIKINGS PLAYER BIOS



## #92 REMI AYODELE • DT 1st Year Vikings/5th Year NFL • Oklahoma

### 2011 REGULAR SEASON HIGHLIGHTS

- Started his first game for the Vikings during Week 1 at San Diego recording 1 tackle.
- Made his first appearance as a Viking at MOA Field and recorded 2 tackles.
- Started his 3rd consecutive game for the Vikings but did not record any stats.
- Made his 4th start against Kansas City, picking up 2 tackles and 1 QB pressure.
- Added 2 tackles against the Cardinals in a Week 5 win.
- Recorded 1 tackle at Chicago. The Vikings run defense is 4th in the NFL.
- Started against Green Bay but failed to record any stats.
- Had 1 tackle and 1 QBP in the win over Carolina.
- Didn't start against the Packers and saw action late in the game. Recorded 1 tkl.
- Added 1 defensive tackle in the matchup against Oakland.
- Finished the Atlanta game with 1 tackle while making his 10th start of the season.
- Ayodele registered his first sack as a Viking when taking down Tim Tebow on 12/4/11. Remi put up a season high 6 tackles in the Denver contest.
- Was in on a sack for the second straight week when teaming up with Brian Robison to bring down Matt Stafford in the loss at Detroit.
- Started his 12th game of the season and recorded 1 tackle against his former team, the New Orleans Saints.
- Recorded 1 tackle in the win over the Redskins.
- Finished the season finale vs. Chicago with 1 tackle recorded.

### CAREER NOTES

- Was a member of the Saints when they won Super Bowl XLIV against the Colts.
- Scored his lone TD against the NY Jets when recovering a Mark Sanchez fumble in the end zone.
- Earned his way to the NFL after being a rookie free agent, practice squad player and spending time in NFL Europe.

2011 GP/GS	Career GP/GS	Playoffs GP/GS
16/13	60/32 (7/0-Dal; 37/19-NO; 16/13-MIN)	4/2 (4/2-NO)

### Ayodele's 2011 Season Highs

Tackles..... 6..... vs Denver, 12/4/11  
 QB Pressure..... 1..... at Kansas City, 10/2/11, at Carolina, 10/30/11  
 Sacks..... 1..... vs Denver, 12/4/11

### Ayodele's Career Highs

Tackles..... 11..... vs. Atlanta, 9/26/10  
 Sacks..... 1.0..... vs. NYG, 10/18/09, @ Arizona, 10/10/10  
 Fumble Recovery . 1 (0)..... vs. NYJ, 10/4/09  
 TD..... 1 (0)..... vs. NYJ, 10/4/09  
 Blocked PAT ..... 1..... vs. Minnesota, 9/9/10

### AYODELE'S SEASON AND CAREER STATS

OPPONENT	U	A	T	TFL	SK	QH	FF	FR	INT	PD
at SD - 9/11	0	1	1	0.0	0.0	0	0	0	0	0
vs TB - 9/18	1	1	2	0.0	0.0	0	0	0	0	0
vs DET - 9/25	0	0	0	0.0	0.0	0	0	0	0	0
at KC - 10/2	1	1	2	0.0	0.0	1	0	0	0	0
vs ARI - 10/9	1	1	2	0.0	0.0	0	0	0	0	0
at CHI - 10/16	1	0	1	0.0	0.0	0	0	0	0	0
vs GB - 10/23	0	0	0	0.0	0.0	0	0	0	0	0
at CAR - 10/30	0	1	1	0.0	0.0	1	0	0	0	0
at GB - 11/14	1	0	1	0.0	0.0	0	0	0	0	0
vs OAK - 11/20	0	1	1	0.0	0.0	0	0	0	0	0
at ATL - 11/27	1	0	1	0.0	0.0	0	0	0	0	0
vs DEN - 12/4	3	3	6	1.0	1.0	0	0	0	0	0
at DET - 12/11	0	1	1	0.0	0.5	0	0	0	0	0
vs NO - 12/18	1	0	1	0.0	0.0	0	0	0	0	0
at WAS - 12/24	0	1	1	0.0	0.0	0	0	0	0	0
vs CHI - 1/1	1	0	1	0.0	0.0	0	0	0	0	0
2011 TOTALS	11	11	22	1.0	1.5	2	0	0	0	0
CAREER	60	95	155	1.0	4.0	2	2	1	0	2

## #99 CHRISTIAN BALLARD • DL Rookie • Iowa

### 2011 REGULAR SEASON HIGHLIGHTS

- Appeared in his first NFL game during Week 1 at San Diego. Ballard's first and only stat of the game was 1 QB pressure on Phil Rivers.
- Made his home debut on 9/18/11 against Tampa Bay but did not record any stats.
- Rotated between numerous spots along the D-Line while facing the Lions.
- Continues to see playing time but failed to record any stats against KC.
- Contributed 1 tackle and 1 QB pressure in his first win as a Viking against Arizona. Added 2 special teams tackles, his first as a pro.
- Recorded 1 tackle and 1 QB hurry against Chicago.
- Recorded 1 tackle and 1 QB hurry against Green Bay.
- Played in the win over Carolina but didn't record any stats.
- Earned his 1st career start against the Packers on MNF. Ballard posted the best numbers of his young career; 3 tackles and 1 tackle for a loss. Also added 1 ST tkl.
- Picked up his 1st career forced fumble against Michael Bush and the Raiders. Ballard added 2 tackles, once of which was a TFL. He has 2 TFLs on the season.
- Put up 1 tackle and 3 QB pressures, a career high, against Matt Ryan and Atlanta.
- Tied a career high against Denver with 3 tackles. Ballard added 1 QBP.
- Earned his second career start but failed to produce any stats in Detroit.
- Saw action in the win over Washington and picked up 1 special teams tackle.
- Recorded 1 tackle in the season finale vs. Chicago in Week 17.

### CAREER NOTES

- Was selected in the 4th round, 106th overall in the 2011 Draft.
- Becomes the 1st Hawkeye drafted by the Vikings since Chad Greenway.

2011 GP/GS	Career GP/GS	Playoffs GP/GS
16/2	16/2	0/0

### Ballard's 2011 Season and Career Highs

QB Pressures ..... 3..... at Atlanta, 11/27/11  
 Tackles..... 3..... at Green Bay, 11/14/11, vs Denver, 12/4/11  
 Tackles for Loss..... 1..... at Green Bay, 11/14/11, vs Oakland, 11/20/11  
 Forced Fumbles..... 1..... vs Oakland, 11/20/11  
 Special Teams Tkls..... 2..... vs Arizona, 10/9/11

### BALLARD'S SEASON AND CAREER STATS

OPPONENT	U	A	T	TFL	SK	QH	FF	FR	INT	PD
at SD - 9/11	0	0	0	0.0	0.0	1	0	0	0	0
vs TB - 9/18	0	0	0	0.0	0.0	0	0	0	0	0
vs DET - 9/25	0	0	0	0.0	0.0	0	0	0	0	0
at KC - 10/2	0	0	0	0.0	0.0	0	0	0	0	0
vs ARI - 10/9	0	1	1	0.0	0.0	1	0	0	0	0
at CHI - 10/16	1	0	1	0.0	0.0	1	0	0	0	0
vs GB - 10/23	0	0	0	0.0	0.0	1	0	0	0	0
at CAR - 10/30	0	0	0	0.0	0.0	0	0	0	0	0
at GB - 11/14	2	1	3	1.0	0.0	0	0	0	0	0
vs OAK - 11/20	1	1	2	1.0	0.0	0	1	0	0	0
at ATL - 11/27	0	1	1	0.0	0.0	3	0	0	0	0
vs DEN - 12/4	1	2	3	0.0	0.0	1	0	0	0	0
at DET - 12/11	0	0	0	0.0	0.0	0	0	0	0	0
vs NO - 12/18	0	0	0	0.0	0.0	0	0	0	0	0
at WAS - 12/24	0	0	0	0.0	0.0	0	0	0	0	0
vs CHI - 1/1	1	0	1	1.0	0.0	0	0	0	0	0
2011 TOTALS	6	6	12	3.0	0.0	8	1	0	0	0
CAREER	6	6	12	3.0	0.0	8	1	0	0	0

### SPECIAL TEAMS STATS

OPPONENT	U	A	T	FF	FR	BK
vs ARI - 10/9	2	0	2	0	0	0
at GB - 11/14	0	1	1	0	0	0
vs NO - 12/18	-	-	-	-	-	-
at WAS - 12/24	-	-	-	-	-	-
vs CHI - 1/1	-	-	-	-	-	-
2011 TOTALS	2	1	3	0	0	0

# 2011 VIKINGS PLAYER BIOS



**#61 JOE BERGER • C**  
1st Year Vikings/6th Year NFL • Michigan Tech

## 2011 REGULAR SEASON HIGHLIGHTS

- Dressed against Tampa Bay on 9/18/11 but did not see the field.
- Dressed against Detroit on 9/25/11 but did not see the field.
- Saw his first playing action as a Viking on 10/2/11 at Kansas City.
- Appeared in the Arizona game, his first victory as a Viking.
- Replaced John Sullivan in the second half against Chicago after Sullivan left with a concussion. Worked with both McNabb and Ponder during the game.
- Started his first game as a Viking, at center, and helped Adrian Peterson rush for 175 against the Packers.
- Started at right guard in place of the injured Anthony Herrera in the win over Carolina. Berger helped the Vikings average 4.0 YPC and finish the game with 132 yards.
- Lined up as the starting right guard for the second straight week, this time against the Green Bay Packers on Monday Night Football.
- Remained in the starting lineup for the 4th straight week when taking on the Raiders. Berger has filled in at right guard for Anthony Herrera.
- The Vikings have the 4th ranked rushing attack in the NFL.
- Appeared in the Denver contest but did not start at guard with the return of Anthony Herrera.
- Saw the field at Detroit during special teams plays.
- Got the start at left guard with the injury to Steve Hutchinson and helped the Vikings rack up 241 rushing yards in the win over Washington.
- Started a second consecutive week at left guard vs. Chicago in Week 17 after Steve Hutchinson was put on injured reserve.
- Helped the Vikings rush for 144.9 yards per game, ranked 4th in the NFL.
- The Vikings rushed for 18 touchdowns in 2011, ranked 3rd in the NFL.

## CAREER NOTES

- Joined the NFL as a 6th round draft pick of the Carolina Panthers in 2005.
- Signed by the Vikings on 9/12/11. 6th year veteran has spent time with Carolina, Dallas and Miami.

2011 GP/GS	Career GP/GS	Playoffs GP/GS
13/7	51/27 (4/0-Dal; 34/20-Mia; 13/7 MIN)	0/0

**#27 LORENZO BOOKER • RB**  
2nd Year Vikings/4th Year NFL • Florida State

## 2011 REGULAR SEASON HIGHLIGHTS

- Set a career-high with a 68-yard kick return against the Lions. The 3rd longest in Vikings history against Detroit.
- Saw an increase in playing time against Arizona. Booker ripped off a 25-yard run, the longest of his career. Added 2 receptions for 25 yards.
- Returned 4 kickoffs for 98 yards with a long return of 30 yards. Had 1 rush for -3 yards against Chicago.
- Rushed twice against Green Bay for 12 yards. Added 1 catch for 9 yards.
- Returned 3 kickoffs for 60 yards against the Raiders. Booker fumbled 1 kickoff which led to an Oakland TD before half.
- Saw action in the Atlanta contest but failed to record any stats.
- Received 3 touches against Denver for a total of 11 yards.
- Rushed the ball 3 times for 17 yards at Detroit.
- Added a special teams tackle in the Saints contest to go along with 7 receiving yds.
- Recorded a special teams tackle for the second straight week in the win over Wash.
- Finished the season finale vs. Chicago in Week 17 with 2 rushing attempts for -3 yards.

## CAREER NOTES

- Joined the Vikings on 12/7/10 after spending time in the UFL.
- Entered the NFL as a 3rd-round pick (#71) by Miami in 2007. Was later traded to the Eagles.

2011 GP/GS	Career GP/GS	Playoffs GP/GS
15/0	36/2 (7/1-Mia, 10/1 Phi., 19/0-MIN)	0/0

## Booker's Career Highs

Rushing Attempts ..... 8 ..... vs. Baltimore, 12/16/07  
 Receiving Yards..... 56 ..... at New England, 12/23/07  
 Long Rush ..... 25 ..... vs. Arizona, 10/9/11  
 Receptions..... 7 ..... vs. Cincinnati, 12/30/07  
 Receiving Yards..... 63 ..... vs. New York Jets, 12/2/07  
 Long Catch ..... 22 ..... at New England, 12/23/07  
 Kickoff Returns ..... 8 ..... vs. Chicago, 12/20/10  
 Long Kickoff Return.. 68 ..... vs. Detroit, 9/25/11

## KICK RETURNS

OPPONENT	No	Yds	Avg	FC	Lg	TD
at SD - 9/11	1	20	20.0	0	20	0
vs TB - 9/18	1	15	15.0	0	15	0
vs DET - 9/25	3	113	37.7	0	68	0
at KC - 10/2	1	30	30.0	0	30	0
vs ARI - 10/9	2	43	21.5	0	28	0
at CHI - 10/16	4	98	24.5	0	30	0
vs GB - 10/23	1	21	21.0	0	21	0
at CAR - 10/30			INACTIVE			
at GB - 11/14	3	50	16.7	0	27	0
vs OAK - 11/20	3	60	20.0	0	28	0
2011 TOTALS	19	450	23.7	0	68	0
CAREER	37	650	17.6	0	68	0

## RUSHING

OPPONENT	No	Yds	Avg	Lg	TD
vs ARI - 10/9	1	25	25.0	25	0
at CHI - 10/16	1	-3	-3.0	-3	0
at GB - 11/14	2	12	6.0	7	0
vs DEN - 12/4	2	3	1.5	6	0
at DET - 12/11	3	17	5.7	13	0
at WAS - 12/24	2	1	0.5	2	0
vs CHI - 1/1	2	-3	-1.5	0	0
2011 TOTALS	13	52	4.0	25	0
CAREER	49	203	4.1	25	1

## RECEIVING

OPPONENT	No	Yds	Avg	Lg	TD
vs ARI - 10/9	1	25	25.0	25	0
at GB - 11/14	1	9	9.0	9	0
vs DEN - 12/4	1	8	8.0	8	0
vs NO - 12/18	1	7	7.0	7	0
vs CHI - 1/1	3	33	11.0	13	0
2011 TOTALS	7	82	11.7	25	0
CAREER	46	362	7.9	22	0

# 2011 VIKINGS PLAYER BIOS



## #79 PAT BROWN • T 2nd Year Vikings/2nd Year NFL • Central Florida

### 2011 REGULAR SEASON HIGHLIGHTS

- Appeared in his first NFL game on 9/11/11 at San Diego where he saw action on the special teams unit.
- Entered the home game against Tampa Bay on goal line situations.
- Played in his 3rd career game on 9/25/11 against the Lions.
- Replaced Charlie Johnson late in the Kansas City game to see his first offensive action as an NFL player. Brown lined up at left tackle.
- Earned his first NFL victory while seeing limited action against Arizona.
- Saw action on special teams and on offense against Chicago after Phil Loadholt left the game with a leg injury.
- Suited up for the Green Bay game but did not get on the field.
- Saw action in the win over Carolina.
- Saw action in the Monday Night Football contest in Green Bay.
- Appeared in the Raiders game during the special teams plays.
- Lined up on special teams against the Falcons in the Georgia Dome.
- Saw action on special teams against Denver.
- Saw action on special teams against Detroit.
- Saw action on special teams versus New Orleans.
- Saw special teams action in the win over Washington.
- Saw special teams action versus Chicago in Week 17.
- Helped the Vikings rush for 144.9 yards per game, ranked 4th in the NFL.
- The Vikings rushed for 18 touchdowns in 2011, ranked 3rd in the NFL.

### CAREER NOTES

- Climbed from the practice squad to the active roster during the 2009 and 2010 seasons.
- Played at UCF under former Vikings defensive coordinator George O'Leary.
- Originally signed as a rookie free agent by Carolina in 2009.

2011 GP/GS	Career GP/GS	Playoffs GP/GS
15/0	15/0	0/0

## #36 BRANDON BURTON • CB Rookie • Utah

### 2011 REGULAR SEASON HIGHLIGHTS

- Made his NFL debut on 10/9/11 against Arizona appearing on special teams.
- Suited up for the Packers game and played on special teams.
- Appeared in his 3rd NFL game, a win over Carolina, and recorded his first special teams tackle of his career.
- Played on both defense and special teams against the Broncos. Burton recorded his 2nd special teams tackle of the season and picked up his 1st defensive tackle.
- Received his first start against New Orleans on 12/18/11 and finished the game with 2 tackles. He added 1 special teams assist.
- Recorded 2 (career high) special teams tackles in the win over Washington.
- Helped the Vikings finish with a 26.9 kick return average, a team record and ranked 2nd in the NFL.

### CAREER NOTES

- Selected in the 5th round by the Vikings (#139) in the 2011 Draft.

2011 GP/GS	Career GP/GS	Playoffs GP/GS
10/1	10/1	0/0

### BURTON'S SPECIAL TEAMS STATS

OPPONENT	U	A	T	FF	FR	BK
at CAR - 10/30	0	1	1	0	0	0
vs DEN - 12/4	1	0	1	0	0	0
at DET - 12/11	1	0	1	0	0	0
vs NO - 12/18	0	1	1	0	0	0
at WAS - 12/24	2	0	2	0	0	0
2011 TOTALS	4	2	6	0	0	0

### BURTON'S SEASON AND CAREER STATS

OPPONENT	U	A	T	TFL	SK	QH	FF	FR	INT	PD
vs DEN - 12/4	0	1	1	0.0	0.0	0	0	0	0	0
vs NO - 12/18	2	0	2	0.0	0.0	0	0	0	0	0
2011 TOTALS	2	1	3	0.0	0.0	0	0	0	0	0
CAREER	2	1	3	0.0	0.0	0	0	0	0	0

## #86 STEPHEN BURTON • WR Rookie • West Texas A&M

### PLACED ON INJURED RESERVE ON 12/12/11

### 2011 REGULAR SEASON HIGHLIGHTS

- Made his NFL debut on 10/30/11 at Carolina. Saw action but failed to record any stats in the win.
- Hauled in his first 2 NFL receptions (21,17) against Denver on 12/4/11.

### CAREER NOTES

- Was drafted by the Vikings in the 7th round of the 2011 NFL Draft. Burton was the 236th player chosen. He is the 4th West Texas A&M player drafted in the past 3 seasons.
- Spent the first 7 weeks of the season on the practice squad.

2011 GP/GS	Career GP/GS	Playoffs GP/GS
3/0	3/0	0/0

### Burton's Career Highs

Receptions.....	2	vs Denver, 12/4/11
Receiving Yards.....	39	vs Denver, 12/4/11
Long Reception.....	21	vs Denver, 12/4/11

### BURTON'S SEASON AND CAREER STATS

OPPONENT	No	Yds	Avg	Lg	TD
vs DEN - 12/4	2	38	19.0	21	0
vs DET - 12/11	0	0	0.0	0	0
2011 TOTALS	2	38	19.0	21	0
CAREER	2	38	19.0	21	0



# 2011 VIKINGS PLAYER BIOS



## #85 GREG CAMARILLO • WR 2nd Year Vikings/6th Year NFL • Stanford

### 2011 REGULAR SEASON HIGHLIGHTS

- Appeared in the Week 1 contest at San Diego but did not record any stats.
- Was inactive during the home opener against Tampa Bay.
- Inactive for the second straight week against Detroit.
- Was inactive during Week 4 at Kansas City.
- Saw playing time against Arizona but did not record any stats.
- Had 1 reception for 23 yards against Chicago.
- Had two explosive plays against the Packers when hauling in catches for 19 and 16 yards.
- Saw action in the win over Carolina but did not record any stats.
- Saw action in the loss at Green Bay but failed to record any stats.
- Picked up 1 reception for 4 yards in the loss against Oakland. Added 1 ST tackle.
- Appeared in the Falcons game but failed to record any stats.
- Was credited with 1 special teams tackle in the Denver contest.
- Had 2 receptions (tying a season high) for 31 yards in Detroit. Added 1 ST tackle.
- Brought in 1 catch for 5 yards in the loss to New Orleans.
- Hauled in 1 pass for 14 yards in the victory over the Redskins.
- Caught 1 pass for 9 yards in the season finale vs. Chicago.

### CAREER NOTES

- Made the San Diego Chargers roster as an undrafted free agent back in 2005 to start his NFL career.
- Has 3 career games in which he surpassed 100 receiving yards.
- Was second on the Dolphins in receptions (50) and receiving yards (552) in 2009 while starting in all 16 regular season games.

2011 GP/GS	Career GP/GS	Playoffs GP/GS
13/0	75/28 (4/0-SD; 42/27-MIA; 29/1-MIN)	1/1

#### Camarillo's 2011 Season Highs

Receptions..... 2..... vs Green Bay, 10/26/11, at Detroit, 12/11/11  
 Receiving Yards..... 35..... vs Green Bay, 10/26/11

#### Camarillo's Career Highs

Receptions..... 11..... at Denver, 11/2/08  
 Receiving Yards..... 111..... at Denver, 11/2/08  
 Long Catch ..... 64t..... vs Baltimore, 12/16/07  
 TD Catch ..... 1..... 5 times; Most recently, vs Dallas, 10/17/10  
 Punt Returns..... 7..... vs Arizona, 11/7/10  
 Long Punt Return..... 52..... vs NYG, 12/13/10

#### CAMARILLO'S SEASON AND CAREER STATS

##### RECEIVING

OPPONENT	No	Yds	Avg	Lg	TD
at SD - 9/11	0	0	0.0	0	0
vs TB - 9/18		INACTIVE			
vs DET - 9/25		INACTIVE			
at KC - 10/2		INACTIVE			
vs ARI - 10/9	0	0	0.0	0	0
at CHI - 10/16	1	23	23.0	23	0
vs GB - 10/23	2	35	17.5	19	0
at CAR - 10/30	0	0	0	0	0
at GB - 11/14	0	0	0	0	0
vs OAK - 11/20	1	4	4.0	4	0
at ATL - 11/27	0	0	0	0	0
vs DEN - 12/4	0	0	0	0	0
vs DET - 12/11	2	31	15.5	17	0
vs NO - 12/18	1	5	5.0	5	0
at WAS - 12/24	1	14	14.0	14	0
vs CHI - 1/1	1	9	9.0	9	0
2011 TOTALS	9	121	13.4	23	0
CAREER	142	1686	11.9	64t	5

## #31 CHRIS COOK • CB 2nd Year Vikings/2nd Year NFL • Virginia

### 2011 REGULAR SEASON HIGHLIGHTS

- Registered 3 tackles in Week 1 at San Diego to go with 2 passes defended, a new career high.
- In Week 1, Cook made 2 special teams tackles. He had 1 ST tackle in all of 2010.
- Recorded 1 tackle against Tampa Bay before leaving with a groin injury.
- Was lined up against Calvin Johnson for a good portion of the game and performed well during Week 3 versus Detroit. Cook earned the start and finished the contest with 4 tackles, 1 TFL and 2 PBUs. It was his first career TFL.
- Finished the Kansas City contest with 3 tackles.
- Earned his 2nd start of the 2011 season against Arizona. Cook tallied 6 tackles, a season high, and 2 PBUs. Helped hold Larry Fitzgerald to 66 yards.

- Started against Chicago, his second straight start, and finished with 2 tackles and 1 PBU.

### CAREER NOTES

- Appeared in 6 games, starting 5, during his rookie season. Would go on IR after 2 knee surgeries during the 2010 season.
- The highest drafted CB (#34) by the Vikings since 1994.
- Becomes the first ever player selected out of the University of Virginia by the Vikings.

2011 GP/GS	Career GP/GS	Playoffs GP/GS
6/3	12/8	0/0

#### Cook's 2011 Season and Career Highs

Tackles..... 6..... vs. Arizona, 10/9/11  
 Pass breakups..... 2..... at San Diego, 9/11/11, vs. Detroit, 9/25/11, vs. Arizona, 10/9/11  
 Special Teams Tkls..... 2..... at San Diego, 9/11/11  
 Tackles For Loss..... 1..... vs. Detroit, 9/25/11

#### Cook's Career Highs

Tackles..... 6..... vs Detroit, 9/26/10, at Chicago, 11/14/10, vs. Arizona, 10/9/11  
 Pass breakups..... 2..... at San Diego, 9/11/11, vs. Detroit, 9/25/11, vs. Arizona, 10/9/11  
 Special Teams Tkls..... 2..... at San Diego, 9/11/11  
 Tackles For Loss..... 1..... vs. Detroit, 9/25/11

#### COOK'S SEASON AND CAREER STATS

OPPONENT	U	A	T	TFL	SK	QH	FF	FR	INT	PD
at SD - 9/11	2	1	3	0.0	0.0	0	0	0	0	2
vs TB - 9/18	0	1	1	0.0	0.0	0	0	0	0	0
vs DET - 9/25	3	1	4	1.0	0.0	0	0	0	0	2
at KC - 10/2	3	0	3	0.0	0.0	0	0	0	0	0
vs ARI - 10/9	4	2	6	0.0	0.0	0	0	0	0	2
at CHI - 10/16	2	0	2	0.0	0.0	0	0	0	0	1
vs GB - 10/23				INACTIVE						
at CAR - 10/30				SUSPENDED						
at GB - 11/14				INACTIVE						
vs OAK - 11/20				INACTIVE						
at ATL - 11/27				INACTIVE						
vs DEN - 12/4				INACTIVE						
vs DET - 12/11				INACTIVE						
vs NO - 12/18				INACTIVE						
at WAS - 12/24				INACTIVE						
vs CHI - 1/1				INACTIVE						
2011 TOTALS	14	5	19	1.0	0.0	0	0	0	0	7
CAREER	34	9	43	1	0	0	0	0	0	10

#### COOK'S SEASON SPECIAL TEAMS STATS

OPPONENT	U	A	T	FF	FR	BK
at SD - 9/11	2	0	2	0	0	0
2011 TOTALS	2	0	2	0	0	0

# 2011 VIKINGS PLAYER BIOS



**#51 LARRY DEAN • LB**  
Rookie • Valdosta State

## 2011 REGULAR SEASON HIGHLIGHTS

- Appeared in his first NFL game at San Diego on 9/11/11 making 3 special teams tackles.
- Made his MOA Field debut recording 1 special teams tackle versus Tampa Bay.
- For the third straight week was able to made a special teams tackle. Dean had 1 solo ST tackle against Detroit.
- Finished the Kansas City game with 2 special teams tackles. Dean leads the team with 7 special teams tackles after 4 games.
- Earned his first NFL victory over Arizona while seeing action on special teams.
- Saw his first action on defense in Chicago, finished with 1 tackle.
- Played in his first Green Bay/Minnesota game but did not record any stats.
- Saw action in the win over Carolina but did not record any special teams stats.
- Recorded 1 special teams tackle in his 1st ever Monday Night Football contest in Green Bay.
- Was credited with 1 special teams tackle in the loss to Oakland.
- Returned to his home state of Georgia and made 1 special teams tackle in the game against the Falcons.
- Made 1 special teams tackle in the loss to Denver.
- Recorded an assisted tackle in Detroit to bring his season total 12 ST tackles.
- Made 1 special teams tackle against the Saints and now has 13 on the season.
- Recorded an assisted tackle on special teams vs. Chicago in Week 17.
- Helped the Vikings finish with a 26.9 kick return average, a team record and ranked 2nd in the NFL.
- The Vikings special teams had 4 kick returns of 50+ yards in 2011, tied for 1st in the NFL.
- Vikings special teams helped the team finish 7th in opponent starting inside the 20 yard line. It happened 19 times.

## CAREER NOTES

- The lone defensive rookie free agent to make the Vikings roster out of training camp.
- Joins teammates Jimmy Kleinsasser, Kenny Onatolu and Brandon Fusco as Division II players on the Vikings roster.

2011 GP/GS 16/0 Career GP/GS 16/0 Playoffs GP/GS 0/0

### DEAN'S SEASON SPECIAL TEAMS STATS

OPPONENT	U	A	T	FF	FR	BK
at SD - 9/11	2	1	3	0	0	0
vs TB - 9/18	0	1	1	0	0	0
vs DET - 9/25	1	0	1	0	0	0
at KC - 10/2	1	1	2	0	0	0
vs ARI - 10/9	0	0	0	0	0	0
at CHI - 10/16	0	0	0	0	0	0
vs GB - 10/23	0	0	0	0	0	0
at CAR - 10/30	0	0	0	0	0	0
at GB - 11/14	1	0	1	0	0	0
vs OAK - 11/20	1	0	1	0	0	0
at ATL - 11/27	1	0	1	0	0	0
vs DEN - 12/4	1	0	1	0	0	0
vs DET - 12/11	0	1	1	0	0	0
vs NO - 12/18	1	0	1	0	0	0
at WAS - 12/24	0	0	0	0	0	0
vs CHI - 1/1	0	1	1	0	0	0
2011 TOTALS	9	5	14	0	0	0

### DEAN'S SEASON DEFENSIVE STATS

OPPONENT	U	A	T	TFL	SK	QH	FF	FR	INT	PD
at CHI - 10/16	1	0	1	0.0	0.0	0	0	0	0	0
2011 TOTALS	1	0	1	0.0	0.0	0	0	0	0	0
CAREER	1	0	1	0.0	0.0	0	0	0	0	0

**#44 RYAN D'IMPERIO • FB**  
2nd Year Vikings/1st Year NFL • Rutgers

## 2011 REGULAR SEASON HIGHLIGHTS

- Had 1 special teams tackle against Arizona in his NFL debut. Saw action at FB.
- Saw action on offense and special teams in Chicago but failed to record any stats.
- His 3rd career game was against the Packers and he helped lead Adrian Peterson to a 175-yard performance. The Vikings have the 4th ranked rushing attack in the League.
- Set a career-high in special teams tackles against Carolina with 2.
- D'Imperio recorded some career firsts in the loss at Green Bay; 1 reception for 1 yard and 1 fumble recovery on a Randall Cobb fumbled punt. D'Imperio added 1 tkl.
- Caught 1 pass for 7 yards in the contest against Oakland.
- Performed well on special teams; finished with 1 tackle and 1 fumble recovery, his second FR of the year. The recovered fumble lead to a Vikings TD.
- Added another special teams tackle against Denver.
- Saw action on offense and special teams in Detroit but failed to record any stats.
- Received the first start of his career against New Orleans on 12/18/11 and added 1 special teams tackle.
- Helped the Vikings finish with a 26.9 kick return average, a team record and ranked 2nd in the NFL.
- The Vikings special teams had 4 kick returns of 50+ yards in 2011, tied for 1st in the NFL.
- Vikings special teams helped the team finish 7th in opponent starting inside the 20 yard line. It happened 19 times.

## CAREER NOTES

- Made his NFL debut on 10/9/11 against the Arizona Cardinals.
- Spent the 2010 season, and part of the 2011 season on the practice squad before joining the 53-man roster during Week 5 of the 2011 NFL season.

2011 GP/GS 12/1 Career GP/GS 12/1 Playoffs GP/GS 0/0

### D'IMPERIO'S SEASON SPECIAL TEAMS STATS

OPPONENT	U	A	T	FF	FR	BK
at SD - 9/11	PRACTICE SQUAD					
vs TB - 9/18	PRACTICE SQUAD					
vs DET - 9/25	PRACTICE SQUAD					
at KC - 10/2	PRACTICE SQUAD					
vs ARI - 10/9	1	0	1	0	0	0
at CHI - 10/16	0	0	0	0	0	0
vs GB - 10/23	0	0	0	0	0	0
at CAR - 10/30	2	0	2	0	0	0
at GB - 11/14	1	0	1	0	1	0
vs OAK - 11/20	0	0	0	0	0	0
at ATL - 11/27	1	0	1	0	1	0
vs DEN - 12/4	1	0	1	0	0	0
vs DET - 12/11	0	0	0	0	0	0
vs NO - 12/18	0	1	1	0	0	0
at WAS - 12/24	0	0	0	0	0	0
vs CHI - 1/1	0	0	0	0	0	0
2011 TOTALS	6	1	7	0	2	0

# 2011 VIKINGS PLAYER BIOS



**#90 FRED EVANS • DT**  
5th Year Vikings/6th Year NFL • Texas State

## 2011 REGULAR SEASON HIGHLIGHTS

- Against San Diego in Week 1 Evans made 4 tackles, including 1 for a loss. The 2011 season opener was Evans' 50th career game.
- Had 2 solo tackles against Tampa Bay during Week 2, his 50th game as a Viking.
- Recorded 1 tackle against Detroit during Week 3.
- Played against the Chiefs but did not record any stats.
- Tallied 2 tackles and 1 TFL (2nd of season) in the win over Arizona.
- In his return to Chicago, Evans set a career-high with 6 tackles. He added 1 QB pressure while playing in his hometown.
- Turned in another strong performance for the second week in a row...made 6 tackles, 1 TFL and 1 QBP in the loss to Green Bay.
- Had 1 tackle and 2 QB pressures in the win at Carolina. The 2 QBPs were a season high for Evans.
- Finished the Green Bay game with 3 total tackles.
- Showed up against Oakland, finished with 3 tackles, 2 TFLs and 2 QB pressures.
- Recorded 1 tackle and 1 QBP in the Denver contest.
- Had 1 assisted tackle in the loss at Detroit.
- Ended the Saints contest with 5 tackles and 1 QB hurry.
- Recorded 3 QB pressures in the season finale vs. Chicago.

## CAREER NOTES

- Started the final 2 regular season games of 2009, filling in for the injured Pat Williams, and the Wild Card game against Philadelphia.
- Played in all 16 games for the Vikings top-ranked rush defense in 2009.
- Sister, Aja Evans won the 2008 and 2009 Big Ten shot put titles at Illinois, earning All-America honors and setting school records in the process.
- Cousin of Major League outfielder Gary Matthews.

<b>2011 GP/GS</b>	<b>Career GP/GS</b>	<b>Playoffs GP/GS</b>
16/0	65/2 (64/2-MIN; 1/0-MIA)	3/1 (3/1-MIN)

### Evans' 2011 Season Highs

Tackles..... 6..... at Chicago, 10/16/11, vs Green Bay, 10/23/11  
Tackles For Loss..... 2..... vs Oakland, 11/20/11  
QB Pressure..... 2..... at Carolina, 10/30/11

### Evans' Career Highs

Tackles..... 6..... at Chicago, 10/16/11, vs Green Bay, 10/23/11  
Solo Tackles ..... 3..... vs. Philadelphia, 10/28/07; vs. Atlanta, 12/21/08  
Sack..... 1.0..... at N.Y. Giants, 11/25/07  
Tackle For Loss ..... 1.0..... 4 times, most recently, at San Diego, 9/11/11  
QB Hurries..... 5..... vs. Houston, 11/2/08

### EVANS' SEASON AND CAREER STATS

OPPONENT	U	A	T	TFL	SK	QH	FF	FR	INT	PD
at SD - 9/11	3	1	4	1.0	0.0	0	0	0	0	0
vs TB - 9/18	2	0	2	0.0	0.0	0	0	0	0	0
vs DET - 9/25	0	1	1	0.0	0.0	0	0	0	0	0
at KC - 10/2	0	0	0	0.0	0.0	0	0	0	0	0
vs ARI - 10/9	2	0	2	1.0	0.0	0	0	0	0	0
at CHI - 10/16	1	5	6	0.0	0.0	1	0	0	0	0
vs GB - 10/23	5	1	6	1.0	0.0	1	0	0	0	0
at CAR - 10/30	1	0	1	0.0	0.0	2	0	0	0	0
at GB - 11/14	3	0	3	0.0	0.0	0	0	0	0	0
vs OAK - 11/20	3	0	3	2.0	0.0	2	0	0	0	0
at ATL - 11/27	0	0	0	0.0	0.0	0	0	0	0	0
vs DEN - 12/4	1	0	1	0.0	0.0	1	0	0	0	0
at DET - 12/11	0	1	1	0.0	0.0	0	0	0	0	0
vs NO - 12/18	2	3	5	0.0	0.0	1	0	0	0	0
at WAS - 12/24	0	0	0	0.0	0.0	0	0	0	0	0
vs CHI - 1/1	0	0	0	0.0	0.0	3	0	0	0	0
2011 TOTALS	23	12	35	5.0	0.0	11	0	0	0	0
CAREER	48	27	75	8.0	1.0	33	0	0	0	0

**#37 ERIC FRAMPTON • S**  
5th Year Vikings/5th Year NFL • Washington State

## 2011 REGULAR SEASON HIGHLIGHTS

- Set a new career high with 4 special teams tackles during Week 1 at San Diego.
- Had 1 special teams tackle against Tampa Bay during Week 2 play.
- For the first time of the 2011 season Frampton did not record a tackle on special teams while playing the Lions.
- Failed to record any stats during the Kansas City game.
- Picked up 1 special teams tackle in the win over Arizona.
- Led the team with 2 special teams tackles during the loss at Chicago.
- Saw action on special teams against the Packers but did not record any stats.
- Led the Vikings with 3 special teams tackles against Carolina.
- Played on special teams against Green Bay but didn't record any stats.
- Added 1 special teams tackle against Oakland.
- Finished the Atlanta contest with 1 special teams tackle.
- Was tied for the team lead with 2 special teams tackles against New Orleans.
- Led the team with 3 special teams tackles in the win over the Redskins.
- Led the team in special teams tackles for a second consecutive week with 3 vs. Chicago.
- Led the team in special teams tackles for the 2011 season with 22.
- Has 83 special teams tackles in 73 games as a Viking, most on the team.
- Was voted Special Teams MVP by his teammates for the 2011 season.
- Helped the Vikings finish with a 26.9 kick return average, a team record and ranked 2nd in the NFL.
- The Vikings special teams had 4 kick returns of 50+ yards in 2011, tied for 1st in the NFL.
- Vikings special teams helped the team finish 7th in opponent starting inside the 20 yard line. It happened 19 times.

## CAREER NOTES

- Has recorded the most special teams tackles for the Vikings over the past 5 seasons with 74 in only 63 games with the club.

<b>2011 GP/GS</b>	<b>Career GP/GS</b>	<b>Playoffs GP/GS</b>
16/0	76/0 (71/0-MIN; 5/0-DET)	3/0 (3/0-MIN)

### Frampton's Career Highs (Special Teams)

Tackles..... 4..... at San Diego, 9/11/11

### FRAMPTON'S SEASON SPECIAL TEAMS STATS

OPPONENT	U	A	T	FF	FR	BK
at SD - 9/11	2	2	4	0	0	0
vs TB - 9/18	1	0	1	0	0	0
vs DET - 9/25	0	0	0	0	0	0
at KC - 10/2	0	0	0	0	0	0
vs ARI - 10/9	1	0	1	0	0	0
at CHI - 10/16	2	0	2	0	0	0
vs GB - 10/23	0	0	0	0	0	0
at CAR - 10/30	2	1	3	0	0	0
at GB - 11/14	0	0	0	0	0	0
vs OAK - 11/20	1	0	1	0	0	0
at ATL - 11/27	1	0	1	0	0	0
vs DEN - 12/4	0	1	1	0	0	0
vs DET - 12/11	0	0	0	0	0	0
vs NO - 12/18	2	0	2	0	0	0
at WAS - 12/24	2	1	3	0	0	0
vs CHI - 1/1	3	0	3	0	0	0
2011 TOTALS	17	5	22	0	0	0

# 2011 VIKINGS PLAYER BIOS



**#63 BRANDON FUSCO • C**  
Rookie • Slippery Rock

## 2011 REGULAR SEASON HIGHLIGHTS

- Was inactive during Week 1 at San Diego.
- Was inactive during Week 2 versus Tampa Bay.
- Was inactive during Week 3 versus Detroit.
- Was inactive during Week 4 at Kansas City.
- Was inactive during Week 5 versus Arizona.
- Was inactive during Week 6 at Chicago.
- Made his NFL debut on 10/23/11 against the Green Bay Packers. Fusco replaced an injured Anthony Herrera and helped Adrian Peterson reach 175 rushing yards.
- Suited up for the Panthers game but did not see the field.
- Suited up for the Packers game but did not see the field.
- Suited up for the Raiders game but did not see the field.
- Suited up for the Falcons game but did not see the field.
- Inactive for weeks 13, 14 and 15.
- Filled in for Anthony Herrera at offensive guard when he left the Redskins game for a short time. It was only the 2nd game Fusco has appeared in.
- Helped the Vikings rush for 144.9 yards per game, ranked 4th in the NFL.
- The Vikings rushed for 18 touchdowns in 2011, ranked 3rd in the NFL.

## CAREER NOTES

- Becomes the highest-drafted player from Slippery Rock in school history after being selected in the 6th round (#172).
- Joins teammates Larry Dean, Jimmy Kleinsasser and Kenny Onatolu as Division II players on the Vikings roster.

2011 GP/GS	Career GP/GS	Playoffs GP/GS
3/0	3/0	0/0

**#32 TOBY GERHART • RB**  
2nd Year Vikings/2nd Year NFL • Stanford

## 2011 REGULAR SEASON HIGHLIGHTS

- Set career highs in longest rush (31) and longest reception (42) against Tampa Bay during the Week 2 contest. Also helped out with 1 special teams tackle.
- Started against the Falcons and had 44 rushing yds, 1 rush TD and 19 rec yds.
- Turned out the best rushing performance of his career against the Denver Broncos. Gerhart rushed 21 times for 91 yards, a 4.3 average. Added 42 receiving yards on a career high 8 receptions.
- Gerhart posted his second 90+ rushing game in a row when playing Detroit. He rushed 19 times for 90 yards and caught 3 passes for 19 yards including his 1st ever receiving TD which came from Joe Webb.
- Toby tied a franchise record with 2 receiving TDs from a RB when he scored from 10 and 16 yards out. He finished with 12 rushing yards and 46 receiving yards when playing against the Saints.
- Set a career high with 109 rushing yards against the Redskins including a career long rush of 67 yards after filling in for the injured Adrian Peterson.
- Rushed for 67 yards on 15 attempts in the season finale vs. Chicago.

## CAREER NOTES

- Gerhart finished the 2009 season 2nd on the team in rushing with 322 yards on 81 carries and added 1 TD during his rookie campaign. He averaged 4.0 YPC. Gerhart added 21 receptions for 167 yards, good for an 8.0 average.
- Gerhart earned his first TD on a 5-yard plunge in a 17-13 win against Washington on 11/28/10.

2011 GP/GS	Career GP/GS	Playoffs GP/GS
16/5	31/6	0/0

### Gerhart's 2011 Season Highs

Rushing Attempts ..... 21 ..... vs Denver, 12/4/11  
 Rushing Yards ..... 109 ..... at Washington, 12/24/11  
 Long Rush ..... 67 ..... at Washington, 12/24/11  
 Long Reception ..... 42 ..... vs Tampa Bay, 9/18/11  
 Receptions ..... 8 ..... vs Denver, 12/4/11  
 Special Teams Tkl ..... 1 ..... at Kansas City, 10/2/11

### Gerhart's Career Highs

Rushing Attempts ..... 22 ..... at Washington, 11/28/10  
 Rushing Yards ..... 109 ..... at Washington, 12/24/11  
 Long Rush ..... 67 ..... at Washington, 12/24/11  
 Receptions ..... 8 ..... vs Denver, 12/4/11  
 Receiving Yards ..... 67 ..... at New England, 10/31/10  
 Long Reception ..... 42 ..... vs Tampa Bay, 9/18/11  
 Rushing TDs ..... 1 ..... at Washington, 11/28/10, at Atlanta, 11/27/11  
 Receiving TDs ..... 2 ..... vs New Orleans, 12/18/11

## GERHART'S SEASON AND CAREER STATS

### RUSHING

OPPONENT	No	Yds	Avg	Lg	TD
at SD - 9/11	2	16	8	12	0
vs TB - 9/18	2	36	18	31	0
vs DET - 9/25	2	2	1.0	2	0
at KC - 10/2	2	4	2.0	3	0
vs ARI - 10/9	2	9	4.5	5	0
at CHI - 10/16	1	3	3.0	3	0
vs GB - 10/23	1	4	4.0	4	0
at CAR - 10/30	5	26	5.2	11	0
at GB - 11/14	0	0	0	0	0
vs OAK - 11/20	7	18	2.6	8	0
at ATL - 11/27	17	44	2.6	12	1
vs DEN - 12/4	21	91	4.3	16	0
at DET - 12/11	19	90	4.7	15	0
vs NO - 12/18	2	12	6.0	9	0
at WAS - 12/24	11	109	9.9	67	0
vs CHI - 1/1	15	67	4.5	24	0
2011 TOTALS	109	531	4.9	67	1
CAREER	190	853	4.5	67	2

### RECEIVING

OPPONENT	No	Yds	Avg	Lg	TD
vs TB - 9/18	1	42	42.0	42	0
vs DET - 9/25	1	5	5.0	5	0
at CHI - 10/16	2	7	3.5	4	0
vs OAK - 11/20	1	7	7.0	7	0
at ATL - 11/27	2	19	9.5	11	0
vs DEN - 12/4	8	42	5.3	14	0
vs DET - 12/11	3	19	6.3	9	1
vs NO - 12/18	4	46	11.5	16t	2
vs CHI - 1/1	1	3	3.0	3	0
2011 TOTALS	23	190	8.3	42	3
CAREER	44	357	8.1	42	3

# 2011 VIKINGS PLAYER BIOS



**#52 CHAD GREENWAY • LB**  
6th Year Vikings/6th Year NFL • Iowa

## 2011 REGULAR SEASON HIGHLIGHTS

- Started strong at San Diego with 13 total tackles during the Week 1 contest.
- Finished the Lions game with 9 tackles while making his 3rd start of the season.
- Recorded 10 tackles and 1 PBU in a win over Arizona.
- Led the team with 13 tackles against Green Bay which tied a season high.
- For the second week in a row, Greenway leads the team in tackles. He posted 11 total tackles and 1 fumble recovery in the win over Carolina.
- Posted a team high 8 tackles in the loss at Green Bay.
- Put up a career high 22 tackles in the loss against Oakland. Greenway added his 1st sack of the 2011 season on Carson Palmer. The 22 tackles rank as 2nd best in Vikings history.
- Led the team with 17 tackles against Atlanta.
- Put up 6 tackles in the loss to Denver. Recorded 5 tackles in the loss to Detroit.
- Greenway recorded 13 tackles against New Orleans and that was enough to break his career high in tackles (150, 2008) and set his new high at 153.
- In the win over Washington, Greenway recorded 12 tackles and 2 PBUs.
- Recorded 7 tackles, 1 TFL, 1 sack, 3 QB pressures, and 1 FR vs. Chicago.

## CAREER NOTES

- Led Vikings in tackles from 2008-10 and was selected by teammates in 2010 as Vikings Defensive MVP. Led team with 10.0 TFL.
- Earned 1st career NFC Defensive Player of the Week honors at Detroit (9/20/09), a day he had 3 takeaways (2 INT, 1 FR) and recovered an onside kick.
- Had a career-best and team-leading 150 tackles in 2008.
- Scored 1st career TD on a 37-yard INT return at NY Giants (11/25/07).
- Recognized by teammates as the 2007 winner of the Ed Block Courage Award for his effort in coming back from a knee injury that landed him on injured reserve his entire rookie campaign in 2006.

2011 GP/GS	Career GP/GS	Playoffs GP/GS
16/16	80/79	3/3

### Greenway's 2011 Season Highs

Tackles.....22..... vs Oakland, 11/20/11  
Solo Tackles.....12..... vs Oakland, 11/20/11  
Sacks.....1..... vs Oakland, 11/20/11

### Greenway's Career Highs

Tackles.....22..... vs Oakland, 11/20/11  
Solo Tackles.....15..... at Tampa Bay, 11/16/08  
Sack.....1.0..... 7 times, last vs Oakland, 11/20/11  
QB Hurries.....3..... at Arizona, 12/14/08  
Passes Defensed.....3..... at Arizona, 12/14/08; at Cleveland, 9/13/09  
Interceptions.....2..... at Detroit, 9/20/09  
Long INT Return.....37t..... at N.Y. Giants, 11/25/07  
Forced Fumbles.....2..... vs. Green Bay, 9/30/07  
Fumble Recovery.....1..... 7 times, last vs Cincinnati, 12/13/09  
Tackles for Loss.....3.0..... at Green Bay, 10/24/10

### GREENWAY'S SEASON AND CAREER STATS

OPPONENT	U	A	T	TFL	SK	QH	FF	FR	INT	PD
at SD - 9/11	8	5	13	2.0	0.0	0	0	0	0	0
vs TB - 9/18	3	2	5	1.0	0.0	0	0	0	0	0
vs DET - 9/25	6	3	9	2.0	0.0	0	0	0	0	0
at KC - 10/2	4	3	7	1.0	0.0	0	0	0	0	0
vs ARI - 10/9	6	4	10	0.0	0.0	0	0	0	0	1
at CHI - 10/16	6	5	11	0.0	0.0	0	0	0	0	0
vs GB - 10/23	7	6	13	0.0	0.0	0	0	0	0	1
at CAR - 10/30	6	5	11	1.0	0.0	0	0	1	0	0
at GB - 11/14	7	1	8	1.0	0.0	0	0	0	0	0
vs OAK - 11/20	12	10	22	4.0	1.0	0	0	0	0	1
at ATL - 11/27	10	7	17	0.0	0.0	1	0	0	0	0
vs DEN - 12/4	4	2	6	0.0	0.0	0	0	0	0	0
at DET - 12/11	5	3	8	0.0	0.0	0	0	0	0	0
vs NO - 12/18	8	5	13	0.0	0.0	0	0	0	0	0
at WAS - 12/24	7	5	12	0.0	0.0	0	0	0	0	2
vs CHI - 1/1	5	4	7	1.0	1.0	3	0	1	0	0
2011 TOTALS	104	70	174	13.0	2.0	4	0	2	0	5
CAREER	484	246	730	38.0	8.5	27	9	9	5	27

**#97 EVERSON GRIFFEN • DE**  
2nd Year Vikings/2nd Year NFL • Southern California

## 2011 REGULAR SEASON HIGHLIGHTS

- Was credited with 2 special teams tackles in the Week 1 contest at San Diego.
- Griffen recorded his first ever NFL sack against Josh Freeman on 9/18/11. He added 1 special teams tackle against Tampa Bay.
- Led the special teams charge with 3 tackles (career high) against Kansas City. Picked up his second career sack on Matt Cassel.
- Had a strong all around performance against the Packers. Griffen tallied 3 special teams tackles and recorded 2 tackles and 1 sack on defense. He now has 3 sacks on the season.
- Recorded his 4th sack of the season, a career high, against Atlanta. Griffen also added 1 special teams tackle. He leads the team with 15 ST tackles.
- Finished the Saints game with 1 special teams tackle and added 1 defensive tackle and 1 fumble recovery on a Drew Brees bad snap.
- Helped the Vikings finish with a 26.9 kick return average, a team record and ranked 2nd in the NFL.
- The Vikings special teams had 4 kick returns of 50+ yards in 2011, tied for 1st in the NFL.
- Vikings special teams helped the team finish 7th in opponent starting inside the 20 yard line. It happened 19 times.

## CAREER NOTES

- Set a career high with 5 defensive tackles against Green Bay.
- Made his NFL debut at Lambeau Field on 10/24/10 and recorded 1 special teams tackle.

2011 GP/GS	Career GP/GS	Playoffs GP/GS
16/0	27/0	0/0

### Griffen's Season and Career Highs

Tackles.....5..... vs. Green Bay, 11/21/10  
Solo Tackles.....3..... vs. Green Bay, 11/21/10  
QB Hurries.....2..... vs. Buffalo, 12/5/10, vs. Detroit, 9/25/11, vs Green Bay, 10/23/11  
Sacks.....1..... vs. Tampa Bay, 9/18/11, at Kansas City, 10/2/11, vs Green Bay, 10/23/11, at Atlanta  
Special Teams Tkls.....3..... at Kansas City, 10/2/11, vs Green Bay, 10/23/11

### GRIFFEN'S SEASON AND CAREER STATS

OPPONENT	U	A	T	TFL	SK	QH	FF	FR	INT	PD
at SD - 9/11	0	0	0	0.0	0.0	0	0	0	0	0
vs TB - 9/18	1	0	1	1.0	1.0	0	0	0	0	0
vs DET - 9/25	1	0	1	0.0	0.0	2	0	0	0	0
at KC - 10/2	1	0	1	1.0	1.0	1	0	0	0	0
vs ARI - 10/9	0	1	1	0.0	0.0	0	0	0	0	1
at CHI - 10/16	0	0	0	0.0	0.0	1	0	0	0	0
vs GB - 10/23	2	0	1	1.0	1.0	2	0	0	0	0
at CAR - 10/30	0	0	0	0.0	0.0	1	0	0	0	0
at GB - 11/14	0	1	1	0.0	0.0	0	0	0	0	0
vs OAK - 11/20	2	1	3	0.0	0.0	1	0	0	0	0
at ATL - 11/27	1	0	1	1.0	1.0	0	0	0	0	0
vs DEN - 12/4	1	0	1	0.0	0.0	0	0	0	0	0
at DET - 12/11	2	0	2	0.0	0.0	0	0	0	0	0
vs NO - 12/18	1	0	1	0.0	0.0	0	0	1	0	1
at WAS - 12/24	0	0	0	0.0	0.0	0	0	0	0	0
vs CHI - 1/1	0	0	0	0.0	0.0	0	0	0	0	0
2011 TOTALS	12	3	14	4.0	4.0	8	0	1	0	2
CAREER	17	5	21	4.0	4.0	13	0	1	0	2

### GRIFFEN'S SPECIAL TEAMS STATS

OPPONENT	U	A	T	FF	FR	BK
at SD - 9/11	1	1	2	0	0	0
vs TB - 9/18	1	0	1	0	0	0
vs DET - 9/25	0	0	0	0	0	0
at KC - 10/2	1	2	3	0	0	0
vs ARI - 10/9	1	1	2	0	0	0
at CHI - 10/16	0	0	0	0	0	0
vs GB - 10/23	3	0	3	0	0	0
at CAR - 10/30	1	1	2	1	0	0
at GB - 11/14	0	1	1	0	0	0
vs OAK - 11/20	0	0	0	0	0	0
at ATL - 11/27	1	0	1	0	0	0
vs DEN - 12/4	0	0	0	0	0	0
vs DET - 12/11	1	0	1	0	0	0
vs NO - 12/18	1	0	1	0	0	0
at WAS - 12/24	0	0	0	0	0	0
vs CHI - 1/1	1	0	1	0	0	0
2011 TOTALS	12	6	18	1	0	0



# 2011 VIKINGS PLAYER BIOS



**#23 CEDRIC GRIFFIN • CB**  
6th Year Vikings/6th Year NFL • Texas

## 2011 REGULAR SEASON HIGHLIGHTS

- Returned to the Vikings starting lineup during Week 1 at San Diego. Compiled 5 solo tackles and 1 pass defended against the Chargers.
- Finished the Tampa Bay contest with 2 tackles and 2 passes defended.
- Had a season-high 9 tackles against Detroit to go with 1 PBU.
- Recorded 7 tackles and 2 PBU at Kansas City.
- In the win over Arizona, Griffin tallied 7 tackles, 1 FF and 1 PBU.
- Tallied 7 tackles and his first TFL of the season against Green Bay.
- Finished the Carolina contest with 6 tackles and 1 PBU.
- Had 6 solo tackles and 1 forced fumble in the loss at Green Bay.
- Posted 7 tackles, 6 solo, in the loss to Oakland.
- Recorded 7 tackles, 2 forced fumbles and 1 PBU against Denver. The 2 FFs set a career high.
- Finished the win over Washington with 7 tackles while getting the start.
- With 3 FF in 2011, he now has 14 over his career which ranks 8th in team history.

## CAREER NOTES

- Winner of the 2010 Ed Block Courage Award for his effort in coming back from a torn ACL that was suffered during the 2009 NFC Championship game in New Orleans. Griffin pushed hard to come back this season and started 2 games before tearing the ACL in his opposite knee.
- Led the team with a career-high 4 INTs in 2009.
- Led the Vikings secondary with a career-best 100 tackles in 2008. Is one of only 5 Vikings CBs ever to record at least 100 tackles in a season.
- Has 14 career FF, which ranks 2nd all-time among Vikings DBs (Joey Browner, 18, 1983-91). Griffin has posted 2 seasons with 3+ FFs.

2011 GP/GS	Career GP/GS	Playoffs GP/GS
16/14	80/70	3/3

### Griffin's 2011 Season Highs

Tackles..... 9..... vs Detroit, 9/25/11  
Pass Defended..... 2..... at Tampa Bay, 9/18/11, at Kansas City, 10/2/11  
Forced Fumble..... 2..... vs Denver, 12/4/11  
Tackle For Loss..... 1..... vs Green Bay, 10/23/11

### Griffin's Career Highs

Tackles..... 10..... at Tampa Bay, 11/16/08  
Solo Tackles..... 8..... 4 times, last at Tampa Bay, 11/16/08  
Passes Defended..... 4..... at Arizona, 12/14/08  
Fumble Recovery..... 1..... at Detroit, 12/10/06; vs. Green Bay, 9/30/07  
Long Fumble Rec. ... 28t..... at Dallas, 10/21/07  
Touchdown..... 1..... at Dallas, 10/21/07  
Interceptions..... 1..... 7 times, last at Chicago, 12/28/09  
Forced Fumbles..... 2..... vs Denver, 12/4/11  
Tackle for Loss..... 1..... 10 times, last vs Green Bay, 10/23/11

### GRIFFIN'S SEASON AND CAREER STATS

OPPONENT	U	A	T	TFL	SK	QH	FF	FR	INT	PD
at SD - 9/11	5	0	5	0.0	0.0	0	0	0	0	1
vs TB - 9/18	0	2	2	0.0	0.0	0	0	0	0	2
vs DET - 9/25	6	3	9	0.0	0.0	0	0	0	0	1
at KC - 10/2	5	2	7	0.0	0.0	0	0	0	0	2
vs ARI - 10/9	5	2	7	0.0	0.0	0	1	0	0	1
at CHI - 10/16	2	1	3	1.0	0.0	0	0	0	0	1
vs GB - 10/23	4	3	7	1.0	0.0	0	0	0	0	0
at CAR - 10/30	4	2	6	0.0	0.0	0	0	0	0	1
at GB - 11/14	6	0	6	0.0	0.0	0	1	0	0	0
vs OAK - 11/20	6	1	7	0.0	0.0	0	0	0	0	0
at ATL - 11/27	4	0	4	0.0	0.0	0	0	0	0	0
vs DEN - 12/4	5	2	7	0.0	0.0	0	1	0	0	1
at DET - 12/11	0	0	0	0.0	0.0	0	0	0	0	0
vs NO - 12/18	0	0	0	0.0	0.0	0	0	0	0	0
at WAS - 12/24	3	4	7	0.0	0.0	0	0	0	0	0
vs CHI - 1/1	3	1	4	0.0	0.0	0	0	0	1	1
2011 TOTALS	58	23	81	2.0	0.0	0	3	0	1	11
CAREER	290	93	383	11.0	0.0	1	14	2	8	58

**#98 LETROY GUION • DT**  
4th Year Vikings/4th Year NFL • Florida State

## 2011 REGULAR SEASON HIGHLIGHTS

- Earned his first NFL start during Week 1 at San Diego. Guion had 6 total tackles and 1 QB pressure. The 6 tackles are a new career high.
- Started in place of Kevin Williams for the second time, recording 1 QB hurry against Tampa Bay.
- With Kevin Williams back from suspension Guion will now rotate along the D-Line. The Florida State product applied 2 QB pressures against Detroit.
- Recorded 2 tackles, 1 tackle for loss and 1 QB pressure at Kansas City.
- Had 1 QB pressure in a win over Arizona.
- Had 1 tackle in the loss to the Bears.
- Recorded just 1 tackle in the Green Bay game but helped pave the way for Adrian Peterson's rushing TD when lining up at FB.
- Guion was credited with 1 tackle during the MNF contest with Green Bay.
- Blocked the first Vikings FG since 2008 when getting a paw on Janikowski's FG attempt at Mall of America Field. Guion added 2 defensive tackles.
- Guion was a constant force in the Atlanta backfield, he recorded 3 tackles and 2 tackles for loss, which is a career high.
- Put up 2 tackles and 1 QBP in the Denver contest.
- Recorded 3 tackles in the Detroit matchup.
- Guion finished the Saints game with 4 tackles and 1 QB pressure.
- Earned his 3rd start of the season and posted 3 tackles and 1 QBP in the win over Washington.
- Recorded 7 tackles, 1 TFL, 3 QB pressures, and a FR in Week 17 vs. Chicago.

## CAREER NOTES

- After seeing the field for a career-high 15 games, Guion posted his best numbers to date. He finished with 19 tackles including 3 TFLs, 2 sacks, and 8 QB hurries.
- Guion was able to sack the elusive Mike Vick in Philadelphia, it was his second sack of the 2009 season and second of his career.
- Guion registered his first NFL sack against Donovan McNabb along with 3 tackles and a forced fumble at Washington on 11/28/10.

2011 GP/GS	Career GP/GS	Playoffs GP/GS
16/3	40/3	0/0

### Guion's Career Highs

Tackles..... 6..... at San Diego, 9/11/11  
Solo Tackles..... 2..... Many times, most recently at Kansas City, 10/2/11  
QB Hurries..... 2..... at Cleveland, 9/13/09, vs. Seattle, 11/22/09; vs. N.Y. Giants, 1/3/10, vs Detroit, 9/25/11  
Tackles for Loss..... 2..... at Atlanta, 11/27/11  
Forced Fumble..... 1..... at Washington, 11/28/10  
Sacks..... 1..... at Washington, 11/28/10, at Philadelphia, 12/28/10  
Blocked FG..... 1..... vs Oakland, 11/20/11

### GUION'S SEASON AND CAREER STATS

OPPONENT	U	A	T	TFL	SK	QH	FF	FR	INT	PD
at SD - 9/11	2	4	6	0.0	0.0	2	0	0	0	0
vs TB - 9/18	0	0	0	0.0	0.0	1	0	0	0	0
vs DET - 9/25	0	0	0	0.0	0.0	2	0	0	0	0
at KC - 10/2	2	0	2	1.0	0.0	1	0	0	0	0
vs ARI - 10/9	0	0	0	0.0	0.0	1	0	0	0	0
at CHI - 10/16	1	0	1	0.0	0.0	0	0	0	0	0
vs GB - 10/23	0	1	1	0.0	0.0	0	0	0	0	0
at CAR - 10/30	0	0	0	0.0	0.0	0	0	0	0	0
at GB - 11/14	1	0	1	0.0	0.0	0	0	0	0	0
vs OAK - 11/20	0	2	2	0.0	0.0	0	0	0	0	0
at ATL - 11/27	2	1	3	2.0	0.0	0	0	0	0	0
vs DEN - 12/4	0	2	2	0.0	0.0	1	0	0	0	0
at DET - 12/11	3	0	3	0.0	0.0	0	0	0	0	0
vs NO - 12/18	2	2	4	0.0	0.0	1	0	0	0	0
at WAS - 12/24	3	0	3	0.0	0.0	1	0	0	0	0
vs CHI - 1/1	4	3	7	1.0	0.0	3	0	1	0	0
2011 TOTALS	20	15	35	4.0	0.0	13	0	1	0	0
CAREER	33	24	57	7.0	2.0	28	1	1	0	0

# 2011 VIKINGS PLAYER BIOS



## #12 PERCY HARVIN • WR 3rd Year Vikings/3rd Year NFL • Florida

### 2011 REGULAR SEASON HIGHLIGHTS

- Harvin returned the 2011 opening kickoff 103 yards for a TD against San Diego. He becomes the 1st Viking to return a kickoff for a TD in a season opener in team history.
- Ripped off a career-long rush of 39 yards against Detroit. Harvin finished with 41 rushing yards and 47 receiving yards on 3 receptions.
- Set a career high, and franchise high, with 67 rushing yards by a WR while playing at Kansas City. Added 42 receiving yards.
- Helped spring AP for 122 yards with his critical blocking on the outside in the win over Arizona.
- Found his way back into the end zone with a 10-yard rush against the Panthers. Harvin finished with 16 rushing yards and 58 receiving yards in the win.
- Reeled in 6 passes for 52 yards while leading the Vikings in receiving against the Packers. Harvin added 3 rushes for 18 yards.
- Caught his 1st receiving TD of the season on a 26-yard screen pass from Ponder. Harvin finished the game with 6 receptions for 73 yards. Harvin added 21 rushing yards on 5 carries.
- Led the charge in Atlanta; had a season high 8 catches for 95 yards and 1 39-yard TD. Added 11 rushing yards and had a 104-yard KR but was stopped at the 3.
- Had a career day with 156 receiving yards and 2 TDs on 8 catches. Adding 19 rushing yards in the Denver contest.
- Put up 156 total yards, (40 rush, 47 return, 69 receiving) in Detroit. Harvin caught his 5th receiving TD from Ponder.
- Reached the end zone on a 8-yard pass from Joe Webb and added 65 rec yds and 39 rush yds.
- Put up his second highest receiving yards total of the season with 115 vs. Chicago in Week 17.
- Was voted Offensive MVP by his teammates for the 2011 season.
- Finished 2011 ranked 6th in the NFL with 87 receptions.

### CAREER NOTES

- Harvin is the 1st Vikings player to score 3 different ways multiple times in a career...2011: 1 rush, 1 rec, 1 return TD...2010: 1 rush, 3 rec, 1 return TD.
- Harvin becomes the 3rd player in Vikings history to reach 200 receptions during their first 3 seasons...Moss (226), Rickey Young (224) and Harvin with 200.
- His 104-yard return in Atlanta is the longest play in NFL history that didn't go for a score.
- Has 7 games with 200+ total yards in his 3 NFL seasons. A Viking record.
- Is the new record holder for rushing yards by a Vikings WR. Harvin (587) passed Anthony Carter (290) in Week 3 of the 2011 season against Detroit.
- Moved into 3rd place for most receptions in his first 3 seasons with 218 receptions. Moss (226) and Rickey Young (224) are 1st and 2nd.
- Holds the Vikings record for rushing attempts by a WR with 85 all time. Also holds the team record for rushing attempts by a WR in a season with 47. Harvin becomes the 1st WR in team history to gain 300+ rush yards in a season.
- Harvin's 4 KR for TDs is a Vikings' record. His 104 yard return in Atlanta ties the team record for longest return. Oddly, his 104-yard return didn't go for a TD.
- Harvin becomes the youngest player in franchise history to lead the team in receiving. He was 22 years and 7 months when the 2010 season ended.
- Harvin's second year was a career year and ended with 71 catches for 871 yards and 5 TDs. He added 107 rushing yards and 1 rushing TD to go with a 95-yard kickoff return for a TD.
- Harvin set the team record for most combined net yards in his first 2 seasons with 3,992 yards. He bests Adrian Peterson who had compiled 3,922 yards.
- 2009 Offensive Rookie of the Year and was a Pro Bowler (KR).
- Set the team record for combined net yards with 2,081 in 2009.

## PERCY HARVIN CONTINUED:

2011 GP/GS	Career GP/GS	Playoffs GP/GS
16/14	45/34	2/1

### Harvin's 2011 Season Highs

Receptions.....	8	at Atlanta, 11/27/11, vs Denver, 12/4/11
Receiving Yards.....	156	vs Denver, 12/4/11
Long Catch.....	52	vs Denver, 12/4/11
TD Catches.....	2	vs Denver, 12/4/11
Rushing Attempts.....	5	vs Oakland, 11/20/11, at Atlanta, 11/27/11, vs Denver, 12/4/11
Rushing Yards.....	67	at Kansas City, 10/2/11
Rushing TDs.....	1	at Carolina, 10/30/11
Long Rush.....	39	vs Detroit, 9/25/11
Kickoff Returns.....	2	vs Detroit, 9/25/11, at Chicago, 10/16/11
Kickoff Return Yds..	104	at Atlanta, 11/27/11
Long Kickoff.....	104	at Atlanta, 11/27/11

### Harvin's Career Highs

Receptions.....	9	vs Arizona, 11/7/10
Receiving Yards.....	156	vs Denver, 12/4/11
Long Catch.....	53	at Chicago, 11/14/10
TD Catches.....	2	at NYJ, 10/11/10, vs Denver, 12/4/11
Rushing Attempts.....	5	vs Oakland, 11/20/11, at Atlanta, 11/27/11, vs Denver, 12/4/11
Rushing Yards.....	67	at Kansas City, 10/2/11
Rushing TDs.....	1	at Green Bay, 10/24/10, at Carolina, 10/30/11
Long Rush.....	39	vs Detroit, 9/25/11
Kickoff Returns.....	7	at NYJ, 10/11/10
Kickoff Return Yards	180	vs. San Francisco, 9/27/09
Long Kickoff.....	104	at Atlanta, 11/27/11
Kickoff Return TD.....	1	4 times, most recently, at San Diego, 9/11/11

### HARVIN'S SEASON AND CAREER STATS

#### RECEIVING

OPPONENT	No	Yds	Avg	Lg	TD
at SD - 9/11	2	7	3.5	5	0
vs TB - 9/18	7	76	10.9	19	0
vs DET - 9/25	3	47	15.7	21	0
at KC - 10/2	5	42	8.4	22	0
vs ARI - 10/9	1	11	11.0	11	0
at CHI - 10/16	7	78	11.1	20	0
vs GB - 10/23	2	15	7.5	9	0
at CAR - 10/30	4	58	14.5	22	0
at GB - 11/14	6	52	8.7	12	0
vs OAK - 11/20	6	73	12.2	26	1
at ATL - 11/27	8	95	11.9	39	1
vs DEN - 12/4	8	156	19.5	52	2
vs DET - 12/11	10	69	6.9	16	1
vs NO - 12/18	3	8	2.7	5	0
at WAS - 12/24	5	65	13.0	36	1
vs CHI - 1/1	10	115	11.5	23	0
2011 TOTALS	87	967	11.1	52	6
CAREER	218	2628	12.1	53	17

#### RUSHING

OPPONENT	No	Yds	Avg	Lg	TD
at SD - 9/11	4	15	4	8	0
vs TB - 9/18	2	18	9	10	0
vs DET - 9/25	2	41	20.5	39	0
at KC - 10/2	4	67	16.8	23	0
vs ARI - 10/9	1	12	12.0	12	0
at CHI - 10/16	1	5	5.0	5	0
vs GB - 10/23	2	8	4.0	6	0
at CAR - 10/30	3	16	5.3	10	1
at GB - 11/14	3	18	6.0	11	0
vs OAK - 11/20	5	21	4.2	18	0
at ATL - 11/27	5	11	2.2	3	0
vs DEN - 12/4	5	19	3.8	13	0
at DET - 12/11	4	40	10.0	32	0
vs NO - 12/18	1	-1	-1.0	-1	0
at WAS - 12/24	4	39	9.8	31	0
vs CHI - 1/1	5	13	2.6	13	1
2011 TOTALS	52	345	6.6	39	2
CAREER	85	587	6.9	39	3

#### KICK RETURNS

OPPONENT	No	Yds	Avg	FC	Lg	TD
at SD - 9/11	1	103	103.0	0	103	1
vs TB - 9/18	1	2	2.0	0	2	0
vs DET - 9/25	2	47	23.5	0	25	0
at KC - 10/2	1	25	25.0	0	25	0
vs ARI - 10/9	0	0	0	0	0	0
at CHI - 10/16	2	48	24.0	0	25	0
vs GB - 10/23	2	55	27.5	0	28	0
at CAR - 10/30	0	0	0	0	0	0
at GB - 11/14	0	0	0	0	0	0
vs OAK - 11/20	1	14	14.0	0	14	0
at ATL - 11/27	1	104	104	0	104	0
vs DEN - 12/4	0	0	0	0	0	0
vs DET - 12/11	1	47	47.0	0	47	0
vs NO - 12/18	1	28	28	0	28	0
at WAS - 12/24	3	47	15.7	0	23	0
vs CHI - 1/1	0	0	0	0	0	0
2011 TOTALS	16	520	32.5	0	104	1
CAREER	98	2609	26.6	0	104	4

# 2011 VIKINGS PLAYER BIOS



**#56 E.J. HENDERSON • LB**  
9th Year Vikings/9th Year NFL • Maryland

**#50 ERIN HENDERSON • LB**  
4th Year Vikings/4th Year NFL • Maryland

## 2011 REGULAR SEASON HIGHLIGHTS

- Started at MLB in the 2011 season opener at San Diego. Finished with 8 total tackles. Started next to his brother Erin, the first LB duo to start the same game in NFL history.
- Recorded 7 total tackles in the 24-20 loss against Tampa Bay.
- Led the Vikings in tackles against Detroit with 11 total. 7 of those being solo tackles.
- Totaled 6 tackles and 1 PBU against Chicago.
- Picked up his first sack of the 2011 season against Cam Newton and the Panthers. EJ added 4 tackles and 1 forced fumble, which came on the sack, in the win.
- Tallied 12 total tackles, a season high, to go with 1 sack in the loss to Oakland. Henderson added 4 QB pressures.
- Put up 13 tackles in Atlanta, a season-high. EJ added 2 QBPs.
- Was credited with 5 tackles in the Denver and Detroit contests.
- Led the linebackers with 15 tackles (season high) against New Orleans.
- Led team in tackles against Washington (15) and Chicago (10) to finish the season.

## CAREER NOTES

- Earned his first Pro Bowl bid after the 2010 season.
- Played in his 100th career game against New England in 2010, only 8th LB in Vikings history to accomplish that feat.
- Recovered one fumble, forced one fumble against the Dolphins. E.J.'s brother, Erin, recovered the forced fumble.
- Made inspirational return to the MLB position on Week 1 after breaking his feumr during the 2009 season. Recorded 10 total tackles (7 solo) against New Orleans including a TFL.
- Voted the 2007 Vikings Defensive MVP by his teammates and selected as a defensive captain in 2008.
- Selected as the Vikings 2009 Community Man of the Year.

2011 GP/GS	Career GP/GS	Playoffs GP/GS
16/14	125/105	2/2

### E.J. Henderson's 2011 Season Highs

Tackles..... 15..... vs New Orleans, 12/18/11, at Washington, 12/24/11  
Solo Tackles ..... 9..... at Atlanta, 11/27/11  
Sacks..... 1..... at Carolina, 10/31/11, vs Oakland, 11/20/11  
Forced Fumbles..... 1..... at Carolina, 10/31/11

### E.J. Henderson's Career Highs

Tackles..... 17..... vs. Carolina, 9/21/08  
Solo Tackles ..... 15..... vs. Carolina, 9/21/08  
Sacks..... 1.0..... 15 times, last vs Oakland, 11/20/11  
Interceptions..... 2..... vs Dallas, 10/17/10  
Long INT Return ..... 45t..... vs. Detroit, 10/8/06  
Tackle for Loss..... 3..... vs. Detroit, 11/21/04, at Chicago, 10/14/07  
Passes Defensed ..... 2..... vs. Dallas, 9/12/04  
QB Hurries..... 4..... vs Oakland, 11/20/11  
Blocked FG..... 1..... at Green Bay, 12/21/06  
Forced Fumble ..... 1..... 7 times, last at Carolina, 10/31/11  
Fumble Recovery ..... 2..... at San Francisco, 12/9/07

### E.J. HENDERSON'S SEASON AND CAREER STATS

OPPONENT	U	A	T	TFL	SK	QH	FF	FR	INT	PD
at SD - 9/11	5	3	8	2.0	0.0	0	0	0	0	0
vs TB - 9/18	4	3	7	2.0	0.0	0	0	0	0	0
vs DET - 9/25	7	4	11	0.0	0.0	0	0	0	0	0
at KC - 10/2	4	2	6	0.0	0.0	0	0	0	0	0
vs ARI - 10/9	3	1	4	0.0	0.0	0	0	0	0	0
at CHI - 10/16	3	3	6	1.0	0.0	0	0	0	0	1
vs GB - 10/23	3	2	5	1.0	0.0	0	0	0	0	0
at CAR - 10/30	2	2	4	2.0	1.0	0	1	0	0	0
at GB - 11/14	4	0	4	1.0	0.0	0	0	0	0	0
vs OAK - 11/20	8	4	12	3.0	1.0	4	0	0	0	0
at ATL - 11/27	9	4	13	1.0	0.0	0	0	0	0	0
vs DEN - 12/4	3	2	5	1.0	0.0	0	0	0	0	0
at DET - 12/11	3	2	5	0.0	0.0	0	0	0	0	0
vs NO - 12/18	9	6	15	1.0	0.0	0	0	0	0	0
vs WAS - 12/24	8	7	15	0.0	0.0	0	0	0	0	1
vs CHI - 1/1	6	4	10	1.0	0.0	0	2	0	0	0
2011 TOTALS	81	49	130	16.0	2.0	6	3	0	0	2
CAREER	662	293	955	61.0	15.5	65	9	9	5	30

## 2011 REGULAR SEASON HIGHLIGHTS

- Earned his first ever NFL start Week 1 at San Diego. Finished the contest with 7 tackles. Picked up his first NFL sack against Phil Rivers.
- Recorded 3 tackles during the Tampa Bay game.
- With the Lions in town Erin's snaps were reduced due to the defense playing a lot of nickel coverage. Erin had 1 solo tackle during the Week 3 contest.
- Led the linebackers with 9 tackles, 6 solo against Kansas City. Added 1 PBU. Both tackle stats are career highs.
- Set a new career high in tackles with 11 while earning the win over Arizona.
- Led the Vikings defense with 10 tackles against Chicago. Tacked on a FF.
- Recorded 10 tackles against the Packers, his 3rd straight double digit outing.
- Had 9 tackles and 1 PBU in the win at Carolina.
- Had 1 tackle in the loss at Green Bay.
- Put up 3 tackles in the loss to the Falcons.
- Led the linebackers with 8 tackles against the Broncos.
- Finished the Detroit contest with 5 tackles.
- Produced 8 tackles against New Orleans.
- In the win over Washington, Erin had 2 tackles on the day.
- Recorded 4 tackles, 1 TFL, 0.5 sack, and 1 FF in the season finale vs. Chicago.

## CAREER NOTES

- Entered NFL Draft following his junior season at Maryland.

2011 GP/GS	Career GP/GS	Playoffs GP/GS
15/11	36/11	1/0

### Erin Henderson's Season and Career Highs

Tackles..... 11..... vs Arizona, 10/9/11  
Solo Tackles ..... 8..... vs Arizona, 10/9/11  
Sack ..... 1.0..... at San Diego, 9/11/11  
Forced Fumble ..... 1..... at Tennessee, 9/28/08, at Chicago, 10/16/11  
Fumble Recovery..... 1..... vs Miami, 9/19/10  
Special Teams Tkl's..... 4..... at Jacksonville, 11/23/08

### ERIN HENDERSON'S SEASON AND CAREER STATS

OPPONENT	U	A	T	TFL	SK	QH	FF	FR	INT	PD
at SD - 9/11	5	2	7	3.0	1.0	0	0	0	0	0
vs TB - 9/18	1	2	3	0.0	0.0	0	0	0	0	0
vs DET - 9/25	1	0	1	0.0	0.0	0	0	0	0	0
at KC - 10/2	6	3	9	1.0	0.0	0	0	0	0	1
vs ARI - 10/9	8	3	11	1.0	0.0	1	0	0	0	0
at CHI - 10/16	5	5	10	0.0	0.0	0	1	0	0	0
vs GB - 10/23	6	4	10	0.0	0.0	0	0	0	0	0
at CAR - 10/30	6	3	9	1.0	0.0	0	0	0	0	1
at GB - 11/14	1	0	1	0.0	0.0	0	0	0	0	0
vs OAK - 11/20	INACTIVE									
at ATL - 11/27	1	2	3	1.0	0.0	0	0	0	0	0
vs DEN - 12/4	5	3	8	0.0	0.0	0	0	0	0	0
at DET - 12/11	3	2	5	0.0	0.0	1	0	0	0	0
vs NO - 12/18	5	3	8	0.0	0.0	0	0	0	0	0
at WAS - 12/24	1	1	2	0.0	0.0	0	0	0	0	0
vs CHI - 1/1	2	2	4	1.0	0.5	0	1	0	0	0
2011 TOTALS	56	35	91	8.0	1.5	2	2	0	0	2
CAREER	60	36	96	8.0	1.5	2	3	1	0	2

# 2011 VIKINGS PLAYER BIOS



**#64 ANTHONY HERRERA • G**  
8th Year Vikings/8th Year NFL • Tennessee

**#76 STEVE HUTCHINSON • G**  
11th Year Vikings/11th Year NFL • Michigan

## 2011 REGULAR SEASON HIGHLIGHTS

- Battled back from a 2010 torn ACL to start Week 1 at San Diego.
- Helped the Vikings amass 186 rushing yards against Tampa Bay.
- Helped Adrian Peterson set a new franchise record in career touchdowns with 54 when he scored twice against Tampa Bay.
- Through Week 16, the Vikings have the 4th ranked rushing attack in the NFL.
- Herrera, who left early with an injury, helped Adrian Peterson to his best rushing performance of the season when he went for 175 yards against Green Bay.
- Returned to the starting lineup against the Denver Broncos after missing 4 games with a knee injury.
- Left the Washington game with an injury but returned to help the Vikings rack up 241 rushing yards in the 2nd road victory of the year.
- Helped the Vikings rush for 144.9 yards per game, ranked 4th in the NFL.
- The Vikings rushed for 18 touchdowns in 2011, ranked 3rd in the NFL.

## CAREER NOTES

- Was honored as the Vikings 2011 Ed Block Courage Award Winner for overcoming his injuries late in the 2010 season. Herrera has bounced back and was the opening day starter day for the Vikings in San Diego.
- Since joining the starting lineup in 2007, has helped Adrian Peterson to 4 straight Pro Bowl berths and 4 seasons over the 1,000-yard mark.
- Led Adrian Peterson to a team record 1,760 yards in 2008 while also becoming the first Viking to lead the NFL in rushing.
- Earned a spot on the *USA Today* All-Joe Team in 2008.
- Born in Trinidad and Tobago, came to the U.S. when he was 14 and became a U.S. citizen in 2008 in a ceremony in the Twin Cities.

2011 GP/GS  
12/12

Career GP/GS  
80/70

Playoffs GP/GS  
3/3

## 2011 REGULAR SEASON HIGHLIGHTS

- Returned to the starting lineup in San Diego after missing the final games of the 2010 season with a broken thumb.
- Led the charge for Adrian Peterson's big game against Tampa Bay. The RB followed Hutchinson and the rest of the offensive line for 120 yards and 2 TDs.
- Helped Adrian Peterson set a new franchise record in career touchdowns with 54 when he scored twice against Tampa Bay.
- Hutchinson helped Adrian Peterson to his best rushing performance of the season when he went for 175 yards against Green Bay.
- Through Week 16, the Vikings have the 4th ranked rushing attack in the NFL.
- Missed his first game of the 2011 season with a concussion when the Vikings defeated the Redskins.
- Helped the Vikings rush for 144.9 yards per game, ranked 4th in the NFL.
- The Vikings rushed for 18 touchdowns in 2011, ranked 3rd in the NFL.

## CAREER NOTES

- Serving as a Vikings captain for the 5th straight season.
- Blocked for a 1,000-yard rusher for the 10th time in 10 NFL seasons.
- Elected to seven Pro Bowls.
- Named to the NFL's All-Decade Team joining fellow Viking Kevin Williams.
- Was not flagged for a penalty in 2008.
- Has blocked for 3 200-yard rushing performances in his career, including Adrian Peterson's NFL-record 296 yards against San Diego in 2007. Has also blocked for 60 career 100-yard rushing performances.

2011 GP/GS  
14/14

Career GP/GS  
157/157 (68/68-SEA; 89/89-MIN)

Playoffs GP/GS  
8/8 (5/5-SEA; 3/3-MIN)

# 2011 VIKINGS PLAYER BIOS



**#84 MICHAEL JENKINS • WR**  
1st Year Vikings/8th Year NFL • Ohio State

**PLACED ON INJURED RESERVE ON NOVEMBER 29TH**

### 2011 REGULAR SEASON HIGHLIGHTS

- Jenkins scored his first receiving TD as a Vikings player at San Diego in Week 1. It was the 21st TD of his career.
- Jenkins earned his first start as a Viking and finished with 3 receptions for 29 yards against Tampa Bay.
- Had his best game as a Viking during Week 3 against the Lions. Jenkins hauled in 9 receptions for 88 yards with a long reception of 24 yards.
- Jenkins only catch at Kansas City was good for a 1-yard TD, his 2nd of the season.
- Started and recorded 4 receptions for 32 yards in the win over Arizona.
- Had 4 receptions for 45 yards in the contest against the Bears.
- Jenkins had a career game against the Packers when going for 111 yards and 1 TD on 3 receptions. It was Jenkins first 100+ yard performance in his 8-year NFL career. Hauled in the longest catch of his career...a 72 yarder from Christian Ponder.
- Finished the Carolina contest with 2 receptions for 30 yards.
- Hauled in 3 receptions for 49 yards in the loss at Green Bay.
- Caught 4 passes for 30 yards in the loss to Oakland.
- In his return to face his former team, Jenkins hauled in 2 passes for 25 yards.

### CAREER NOTES

- Joined the Vikings on the first day of training camp in July of 2010.
- 1st-round pick in 2004 by the Atlanta Falcons.
- Had 50+ catches from 2007-09
- Had 7 TD catches in 2006, a career high.

2011 GP/GS	Career GP/GS	Playoffs GP/GS
11/7	113/70 (103/63-Atl., 11/7-MIN)	4/2 (4/2-Atl.)

#### Jenkins' 2011 Season Highs

Receptions..... 9..... vs Detroit, 9/25/11  
 Receiving Yards..... 111..... vs Green Bay, 10/23/11  
 Touchdowns..... 1..... at San Diego, 9/11/11, at Kansas City, 10/2/11, vs Green Bay, 10/23/11  
 Long Reception ..... 72..... vs Green Bay, 10/23/11

#### Jenkins' Career Highs

Receptions..... 9..... vs. Tampa Bay, 11/18/07, vs. New Orleans, 12/10/07, vs Detroit, 9/25/11  
 Receiving Yards..... 111..... vs Green Bay, 10/23/11  
 Receiving TDs ..... 2..... vs. Houston, 9/30/07, at Oakland, 11/2/08  
 Long Reception ..... 72..... vs Green Bay, 10/23/11

#### JENKINS' SEASON AND CAREER STATS

OPPONENT	No	Yds	Avg	Lg	TD
at SD - 9/11	3	26	8.7	12	1
vs TB - 9/18	3	29	9.7	16	0
vs DET - 9/25	9	88	9.8	24	0
at KC - 10/2	1	1	1.0	1	1
vs ARI - 10/9	4	32	8.0	12	0
at CHI - 10/16	4	45	11.3	14	0
vs GB - 10/23	3	111	37.0	72	1
at CAR - 10/30	2	30	15.0	24	0
at GB - 11/14	3	49	16.3	22	0
vs OAK - 11/20	4	30	7.5	15	0
at ATL - 11/27	2	25	12.5	18	0
vs DEN - 12/4					
vs DET - 12/11					
vs NO - 12/18					
at WAS - 12/24					
vs CHI - 1/1					
2011 TOTALS	38	466	12.3	72	3
CAREER	314	3978	12.7	72	23

**#74 CHARLIE JOHNSON • T**  
1st Year Vikings/6th Year NFL • Oklahoma State

### 2011 REGULAR SEASON HIGHLIGHTS

- Made his first start as a Viking on 9/11/11 at San Diego.
- Helped lead Adrian Peterson to his first 100+ rushing game of the season against Tampa Bay.
- Helped Adrian Peterson set a new franchise record in career touchdowns with 54 when he scored twice against Tampa Bay.
- Johnson helped Adrian Peterson to his best rushing performance of the season when he went for 175 yards against Green Bay.
- Through Week 16, the Vikings have the 4th ranked rushing attack in the NFL.
- Helped the Vikings average 6.3 YPC in the win over Washington. On the day, Minnesota had 241 rushing yards.
- Helped the Vikings rush for 144.9 yards per game, ranked 4th in the NFL.
- The Vikings rushed for 18 touchdowns in 2011, ranked 3rd in the NFL.

### CAREER NOTES

- Starter at LT for Colts in Super Bowl XLIV and played in Super Bowl XLI at RT.
- Starter at LT who protected QB Peyton Manning when he won NFL MVP honors in 2008 and 2009.
- During the 2008-2010 seasons, Johnson allowed a sack every 44.4 pass plays. He set a team record in 2009 by allowing 1 sack every 47.2 pass plays.
- Served as the blind-side protector for Colts #1 passing offense in 2010 and #2 in 2009.
- Was a part of 5 straight playoff teams with the Colts. Winning 5 AFC South titles.

2011 GP/GS	Career GP/GS	Playoffs GP/GS
16/16	89/70 (73/55-Ind., 16/16-MIN)	10/5 (10/5-Ind.)



# 2011 VIKINGS PLAYER BIOS



**#25 TYRELL JOHNSON • S**  
4th Year Vikings/4th Year NFL • Arkansas State

**PLACED ON INJURED RESERVE ON NOVEMBER 29TH**

**2011 REGULAR SEASON HIGHLIGHTS**

- Rotated at safety with Jamarca Sanford during the Week 1 contest in San Diego. Finished the game with 3 tackles.
- Had 1 tackle and 1 pass defended while splitting time with Jamarca Sanford against Tampa Bay.
- Set a career-high with 4 special teams tackles against Detroit. Added 2 defensive tackles while coming off the bench during Week 3.
- Played against the Kansas City Chiefs but did not record any stats.
- Had 1 defensive tackle in the win over Arizona.
- Saw action against the Bears but failed to record any stats.
- Earned his first start of the year against Green Bay with Jamarca Sanford sidelined by a concussion. Johnson had 6 tackles in the loss.
- Recorded 2 defensive tackles in the win over the Panthers.
- Put up 4 tackles in the loss at Green Bay.
- Started for the injured H. Abdullah and finished the Oakland contest with 8 tackles. The tackles tied a career high and set a new high with 6 solo tackles.
- Recorded 6 tackles before leaving the Atlanta game with a hamstring injury.

**CAREER NOTES**

- Shined on special teams and set a career-high in tackles with 4 against Detroit.
- Set career-highs with 71 tackles and 6 passes defended during the 2009 season.
- Started a career-high 15 games in 2009.
- Highest-drafted S by the Vikings (#43) since Orlando Thomas in 1995.
- Notched 1st career INT and FR on MNF at New Orleans (10/6/08).

<b>2011 GP/GS</b>	<b>Career GP/GS</b>	<b>Playoffs GP/GS</b>
11/3	48/26	3/2

**Tyrell Johnson's Career Highs**

Tackles.....8..... vs. Carolina, 9/21/08, at Chicago, 12/28/09, vs Oakland, 11/20/11  
Solo Tackles.....6..... vs Oakland, 11/20/11  
ST Tackles.....4..... vs. Detroit, 9/25/11  
Interception.....1..... at New Orleans, 10/6/08; at St. Louis, 10/11/09  
Fumble Recovery.....1..... at New Orleans, 10/6/08; at Arizona, 12/6/09  
QB Hurry.....1..... at New Orleans, 10/6/08  
Passes Defensed.....2..... at St. Louis, 10/11/09  
Tackle For Loss.....1..... at Detroit, 9/20/09, vs. Detroit, 11/15/09

**TYRELL JOHNSON'S SEASON AND CAREER STATS**

OPPONENT	U	A	T	TFL	SK	QH	FF	FR	INT	PD
at SD - 9/11	3	0	3	0.0	0.0	0	0	0	0	0
vs TB - 9/18	1	0	1	0.0	0.0	0	0	0	0	1
vs DET - 9/25	2	0	2	0.0	0.0	0	0	0	0	0
at KC - 10/2	0	0	0	0.0	0.0	0	0	0	0	0
vs ARI - 10/9	1	0	1	0.0	0.0	0	0	0	0	0
at CHI - 10/16	0	0	0	0.0	0.0	0	0	0	0	0
vs GB - 10/23	2	4	6	0.0	0.0	0	0	0	0	0
at CAR - 10/30	1	1	2	0.0	0.0	0	0	0	0	0
at GB - 11/14	3	1	4	0.0	0.0	0	0	0	0	0
vs OAK - 11/20	6	2	8	0.0	0.0	0	0	0	0	0
at ATL - 11/27	3	3	6	0.0	0.0	0	0	0	0	0
vs DEN - 12/4										
vs DET - 12/11										
vs NO - 12/18										
at WAS - 12/24										
vs CHI - 1/1										
2011 TOTALS	22	11	33	0.0	0.0	0	0	0	0	1
CAREER	97	39	136	2.0	0.0	1	0	2	2	11

**SPECIAL TEAMS**

OPPONENT	U	A	T	FF	FR	BK
vs DET - 9/25	2	2	4	0	0	0
2011 TOTALS	2	2	4	0	0	0

**#40 JIM KLEINSASSER • TE**  
13th Year Vikings/13th Year NFL • North Dakota

**2011 REGULAR SEASON HIGHLIGHTS**

- Started Week 1 at San Diego but did not record any stats.
- Helped Adrian Peterson set a new franchise record in career touchdowns with 54 when he scored twice against Tampa Bay. Kleinsasser has been around for every single one of those TDs.
- Earned his second start against Detroit but did not record any stats.
- Becomes just the second Vikings TE to play in 100+ consecutive games. Steve Jordan holds the record of 113 games.
- Hauled in his first reception of the 2011 season. The catch went for 4 yards.
- Helped lead Adrian Peterson to 175 rushing yards in the loss to Green Bay.
- Has helped the Vikings rank 4th in the NFL in rushing through 14 weeks.
- Appeared in his final career NFL game on 1/1/12 vs. Chicago.
- Finished his career with 112 consecutive games played streak.

**CAREER NOTES**

- Appeared in his 179th game on 12/18/11 versus New Orleans passing Steve Jordan (178) for the most games in franchise history by a Vikings tight end. Kleinsasser was a captain for this game.
- Has played in 100 straight games, including playoffs, dating back to 2004.
- Blocked for a 1,000-yard rusher for the 7th time in his career.
- Named to USA Today's All-Joe Team in 2007 and 2008.
- Ranks 2nd in team history for starts by a TE with 120.
- Moved into 2nd place all-time for receptions by a tight end with the Vikings. He now stands at 191 career receptions only trailing Steve Jordan who has 498.
- Is the longest-tenured active member of any Twin Cities pro sports team (Twins, Wild, Timberwolves and Lynx) with 13 years of service for the Vikings.
- Has blocked for 7 of the top 8 single-game rushing performances in Vikings history, including Adrian Peterson's team record and NFL leading 1,760 yards in 2008.

<b>2011 GP/GS</b>	<b>Career GP/GS</b>	<b>Playoffs GP/GS</b>
16/11	181/130	7/3

**Kleinsasser's 2011 Season Highs**

Receptions.....1..... at Chicago, 10/16/11  
Receiving Yards.....4..... at Chicago, 10/16/11  
Long Catch.....4..... at Chicago, 10/16/11

**Kleinsasser's Career Highs**

Receptions.....10..... at St. Louis, 11/30/03  
Receiving Yards.....79..... at St. Louis, 11/30/03  
Long Catch.....39..... at Tampa Bay, 11/3/02  
TD Catch.....2..... vs. Chicago, 9/4/03  
Rushing Attempts.....5..... vs. Green Bay, 10/21/01  
Rushing Yards.....20..... vs. Green Bay, 10/21/01  
Long Rush.....12..... vs. San Francisco, 9/28/03  
Rushing TD.....1..... vs. Green Bay, 10/21/01

**KLEINSASSER'S SEASON AND CAREER STATS**

OPPONENT	No	Yds	Avg	Lg	TD
at SD - 9/11	0	0	0.0	0	0
vs TB - 9/18	0	0	0.0	0	0
vs DET - 9/25	0	0	0	0	0
at KC - 10/2	0	0	0	0	0
vs ARI - 10/9	0	0	0	0	0
at CHI - 10/16	1	4	4.0	4	0
vs GB - 10/23	0	0	0	0	0
at CAR - 10/30	0	0	0	0	0
at GB - 11/14	0	0	0	0	0
vs OAK - 11/20	0	0	0	0	0
at ATL - 11/27	0	0	0	0	0
vs DEN - 12/4	0	0	0	0	0
vs DET - 12/11	0	0	0	0	0
vs NO - 12/18	0	0	0	0	0
at WAS - 12/24	0	0	0	0	0
vs CHI - 1/1	0	0	0	0	0
2011 TOTALS	1	4	4.0	4	0
CAREER	192	1688	8.8	39	6

# 2011 VIKINGS PLAYER BIOS



## #4 CHRIS KLUWE • P 7th Year Vikings/7th Year NFL • UCLA

### 2011 REGULAR SEASON HIGHLIGHTS

- Pinned the Chargers inside the 20-yard line 3 times during Week 1 of the 2011 season.
- Made his first special teams tackle of the season and averaged a net of 38.3 over his 6 punts versus Detroit.
- Appeared in his 100th game as a Viking when defeating Arizona. Kluwe joins Greg Coleman (138) as the only punters to appear in 100+ games as a Viking.
- Sent 4 punts for 161 yards with a net of 29.8 yards against Green Bay. Had a long punt of 49 yards and placed one punt inside the 20.
- Punted 4 times for 179 yards with a 44.8 average and a 40.0 net at Carolina.
- Tied a season high with 6 punts in Green Bay. Also tied a season high with 3 punts inside the 20-yard line.
- Punted 3 times against Oakland, 2 landed inside the 20-yard line.
- Put up 7 punts for 331 yards in Atlanta, both season highs.
- Kluwe's punt landed at the 1-yard line that led to a Vikings safety against Denver.
- Tied season highs with 7 punts (3 inside the 20) against New Orleans and set a new 2011 high with 337 total yards.
- Set a season-high 45.3 net average in the season finale vs. Chicago.
- Out of his 77 punts in 2011, only 3 were touchbacks.

### CAREER NOTES

- Set the team record for most consecutive games played by a punter with 95. Greg Coleman had 94.
- Voted by teammates as the Vikings' 2010 Special Teams MVP. 2008 All Joe Team.
- Holds team records for 174 punts inside the 20.
- Holds the top 3 marks in Vikings history for landing punts inside the 20, including team-record 34 in 2007 and runner-up 32 in 2010.
- Set Vikings records with a 47.6-yard gross punting average and 33 punts of 50+ yards in 2008.

2011 GP/GS	Career GP/GS	Playoffs GP/GS
16/0	111/0	3/0

#### Kluwe's 2011 Season Highs

Punts ..... 7 ..... at Atlanta, 11/27/11, vs New Orleans, 12/18/11  
 Punting Yards ..... 331 ..... vs New Orleans, 12/18/11  
 Long Punt ..... 60 ..... vs Denver, 12/4/11  
 Gross Average ..... 49.5 ..... vs Denver, 12/4/11  
 Net Average ..... 47.5 ..... vs Arizona, 10/9/11  
 Inside the 20 ..... 3 ..... at San Diego, 9/11/11, at Green Bay, 11/14/11, vs New Orleans, 12/18/11  
 Special Teams Tkls..... 1 ..... vs Detroit, 9/25/11, at Kansas City, 10/2/11

#### Kluwe's Career Highs

Punts ..... 9 ..... vs. Chicago, 11/30/08  
 Punting Yards ..... 427 ..... vs. Chicago, 11/30/08  
 Long Punt ..... 70 ..... at Kansas City, 9/23/07  
 Gross Average ..... 55.7 ..... at Detroit, 9/16/07  
 Net Average ..... 47.5 ..... vs Arizona, 10/9/11  
 Inside the 20 ..... 5 ..... vs. Atlanta, 9/9/07  
 Pass Attempt ..... 1 ..... vs. Detroit, 12/2/07

#### KLUWE'S SEASON AND CAREER STATS

OPPONENT	No	Yds	Avg	Ret.Ret.	Yds.Net	Yds.Net	Avg.	TB	I20	LG	BL
at SD - 9/11	6	289	48.2	5	38	251	41.8	0	3	56	0
vs TB - 9/18	4	165	41	2	27	138	35	0	1	52	0
vs DET - 9/25	6	267	44.5	4	37	230	38	0	1	54	0
at KO - 10/2	4	213	53	3	71	142	30.5	1	0	58	0
vs ARI - 10/9	4	190	47.5	0	0	190	47.5	0	2	51	0
at CHI - 10/16	5	186	37	1	27	159	31.8	0	0	55	0
vs GB - 10/23	4	161	40	2	42	119	29.8	0	1	49	0
at CAR - 10/30	4	179	44.8	3	19	160	40.0	0	1	53	0
at GB - 11/14	6	263	43.8	4	80	183	30.5	0	3	53	0
vs OAK - 11/20	3	133	44.3	2	34	99	33.0	0	2	50	0
at ATL - 11/27	7	331	47.3	5	54	277	39.6	0	1	51	0
vs DEN - 12/4	6	297	49.5	4	132	165	44.2	1	1	60	0
vs DET - 12/11	2	97	48.5	1	28	69	24.5	1	0	53	0
vs NO - 12/18	7	337	48.1	3	45	292	41.7	0	3	59	0
at WAS - 12/24	3	133	44.3	3	14	119	39.7	0	1	49	0
vs CHI - 1/1	6	276	46.0	2	4	272	45.3	0	2	52	0
2011 TOTALS	77	3,517	45.7	44	652	2,865	38.0	3	22	60	0
CAREER	551	24,446	44.4	285	3,172	20,294	36.8	52	180	70	1

## #71 PHIL LOADHOLT • T 3rd Year Vikings/3rd Year NFL • Oklahoma

### 2011 REGULAR SEASON HIGHLIGHTS

- Started at RT during Weeks 1 and 2 of the 2011 season.
- Helped lead Adrian Peterson to his first 100+ rushing game of the season against Tampa Bay.
- Helped Adrian Peterson set a new franchise record in career touchdowns with 54 when he scored twice against Tampa Bay.
- Cleared the way for Adrian Peterson to have his best game of the season with 175 yards rusing versus Green Bay.
- Helped the Vikings average 6.3 YPC in the win over Washington. On the day, Minnesota had 241 rushing yards.
- Helped the Vikings rush for 144.9 yards per game, ranked 4th in the NFL.
- The Vikings rushed for 18 touchdowns in 2011, ranked 3rd in the NFL.

### CAREER NOTES

- One of just 2 offensive players to start all 16 games in 2010.
- The 6th OT taken in the 2009 Draft and highest OT selected by the Vikings (2nd Round, 54th overall) since Bryant McKinnie in 2002.
- One of only 4 Vikings' rookie tackles to start at least 15 games, the most of any Vikings rookie T since Korey Stringer started 15 games in 1995.
- Became only the 5th Vikings rookie T to start a season opener and joined Doug Davis (1966) as 1 of only 2 Vikings rookies to start a season opener at RT.
- Blocked for Adrian Peterson's opening-day team record 180 yards rushing in his pro debut at Cleveland (9/13/09).
- Started all but 1 game in 2009 for the NFC's 3rd-ranked offense and the NFL's 5th-ranked offense.

2011 GP/GS	Career GP/GS	Playoffs GP/GS
16/16	47/47	2/2

# 2011 VIKINGS PLAYER BIOS



**#46 CULLEN LOEFFLER • LS**  
8th Year Vikings/8th Year NFL • Texas

**PLACED ON INJURED RESERVE ON NOVEMBER 29TH**

## 2011 REGULAR SEASON HIGHLIGHTS

- Appeared in his 123rd straight game during a Week 12 game versus Atlanta.
- Picked up an assisted special teams tackle against the Chargers to open the season.
- Recorded a special teams tackle for the second week in a row with 1 solo tackle against Tampa Bay.
- Had an assisted special teams tackle in the win against Carolina.

## CAREER NOTES

- Signed a 3-year extension during the 2011 season.
- Won the Vikings' long snapping job as a rookie free agent in 2004 and has handled every special teams snap since.
- Snapped on 4 of the 5 longest FGs in Vikings history.
- The Texas native is only the 2nd long snapper in Vikings history to play in 100 consecutive games.

1. Mke Morris - 144

2. Cullen Loeffler - 123

2011 GP/GS  
11/0

Career GP/GS  
123/0

Playoffs GP/GS  
5/0

### LOEFFLER'S SPECIAL TEAMS STATS

OPPONENT	U	A	T	FF	FR
at SD - 9/11	0	1	1	0	0
vs TB - 9/18	1	0	1	0	0
vs DET - 9/25	0	0	0	0	0
at KC - 10/2	0	0	0	0	0
vs ARI - 10/9	0	0	0	0	0
at CHI - 10/16	0	0	0	0	0
vs GB - 10/23	0	0	0	0	0
at CAR - 10/30	0	1	1	0	0
at GB - 11/14	0	0	0	0	0
vs OAK - 11/20	0	0	0	0	0
at ATL - 11/27	0	0	0	0	0
vs DEN - 12/4		INJURED RESERVE			
vs DET - 12/11		INJURED RESERVE			
vs NO - 12/18		INJURED RESERVE			
at WAS - 12/24		INJURED RESERVE			
vs CHI - 1/1		INJURED RESERVE			
2011 TOTALS	1	2	3	0	0

**#8 RYAN LONGWELL • K**  
6th Year Vikings/15th Year NFL • California

## 2011 REGULAR SEASON HIGHLIGHTS

- Was perfect on the opening weekend of the 2011 season. 2-2 on extra points and 1-1 on field goals (33 yarder).
- Moved to 3-3 on field goal attempts this season after making a 22-yard FG and a 29-yard FG against Tampa Bay.
- During Week 3, Longwell eclipsed the 1,600 point mark and ended the day with 1,607 career points. He is only the 13th player in NFL history to reach that mark.
- Longwell connected on 2 FGs in the win over Arizona including a 53-yarder.
- Connected on 2 long FGs (52, 46) in the loss versus Green Bay. Longwell is 2-2 this season on 50+ yard FG attempts. He is now 10-10 in his last 10 attempts of 50+ yards. Longwell added his first special teams tackle of the season against GB.
- Nailed the game-winning 31-yard FG in the win at Carolina. It was Longwell's 10th game winning FG as a member of the Vikings. That is tops in team history.
- Was credited with 2 special teams tackles against Denver, a career high.
- Was 2-2 in FGs against New Orleans. Longwell connected from 44 and 49 yards.
- Is now ranked 13th in scoring in NFL history with 1,687 points. He also leads the League in scoring since entering in 1997.

## CAREER NOTES

- Longwell's 31-yard 4th quarter field goal against Carolina was his 10th game-winning kick. He outs Fred Cox (9) for the Vikings record.
- Led the NFL over the past 2 seasons with 93.5% FG accuracy (43-of-46).
- 2010 was the first season in which Longwell has not attempted a 50+ yard field goal.
- Ryan Longwell was the 6th player in Vikings history to reach 500+ points.
- The California graduate becomes the 4th player in team history to score in 50+ consecutive games.
- Is the 4th kicker in Vikings history to connect on 100 field goals.
- Elected by teammates as the Vikings 2009 Special Teams MVP.
- His 132 points in 2009 tied for 2nd on the Vikings single-season list
- Holds the Vikings record for 50-plus yard FGs with 11.
- Played in his 200th career game at Green Bay on 11/1/09.
- Made a career-best 6 FGs of 50-plus yards in 2008 and was named 2008 Vikings Special Teams MVP.

2011 GP/GS  
16/0

Career GP/GS  
240/0 (96/0-MIN; 144/0-GB)

Playoffs GP/GS  
13/0 (3-MIN; 10-GB)

### Longwell's 2011 Season Highs

FG Attempts.....	3	vs Detroit, 9/25/11
FG Made.....	3	vs Detroit, 9/25/11
Long FG.....	53	vs Arizona, 10/9/11
PAT Attempts.....	4	vs Arizona, 10/9/11
PAT Made.....	4	vs Arizona, 10/9/11
Points.....	11	vs Detroit, 9/25/11
ST Tackles.....	2	vs Denver, 12/4/11

### Longwell's Career Highs

FG Attempts.....	6	vs Indianapolis, 9/14/08
FG Made.....	5	vs Arizona, 9/24/00; vs Indianapolis, 9/14/08
Long FG.....	55	at Chicago, 10/14/07
PAT Attempts.....	7	vs Arizona, 1/2/00; vs New Orleans, 10/9/05
PAT Made.....	7	vs Arizona, 1/2/00; vs New Orleans, 10/9/05
Points.....	17	vs Arizona, 9/24/00
Punts.....	2	at Tampa Bay, 11/16/03
Punting Yards.....	49	at Tampa Bay, 11/16/03
Long Punt.....	30	at Tampa Bay, 11/16/03
ST Tackles.....	2	vs Denver, 12/4/11

# 2011 VIKINGS PLAYER BIOS



## #75 DeMARCUS LOVE • T Rookie • Arkansas

### 2011 REGULAR SEASON HIGHLIGHTS

- Was inactive during the Week 1 game at San Diego.
- Was inactive during the Week 2 game versus Tampa Bay.
- Was inactive during the Week 3 game versus Detroit.
- Was inactive during the Week 4 game at Kansas City.
- Was inactive during the Week 5 game versus Arizona.
- Was inactive during the Week 6 game at Chicago.
- Was inactive during the Week 7 game against Green Bay.
- Was inactive during the Week 8 game at Carolina.
- Was inactive during the Week 10 game at Green Bay.
- Was inactive during the Week 11 game versus Oakland.
- Was inactive during the Week 12 game versus Atlanta.
- Was inactive during the Week 13 game versus Denver.
- Was inactive during the Week 14 game at Detroit.
- Was inactive during the Week 15 game versus New Orleans.
- Was inactive during the Week 16 game at Washington.
- Was inactive during the Week 17 season finale against Chicago.

### CAREER NOTES

- Selected by the Vikings in the 6th Round (#168 overall) out of Arkansas.

2011 GP/GS  
0/0

Career GP/GS  
0/0

Playoffs GP/GS  
0/0

## #55 KENNY ONATOLU • LB 3rd Year Vikings/3rd Year NFL • Nebraska-Omaha

### 2011 REGULAR SEASON HIGHLIGHTS

- Opened the season with 2 special teams tackles against San Diego.
- Added 1 solo special teams tackle against Tampa Bay.
- Recorded 1 special teams tackle against Detroit in Week 3.
- Played on special teams at Kansas City but did not record any stats.
- Played on special teams in the win over Arizona but did not record any stats.
- Had 1 special teams tackle against Chicago.
- Had 1 special teams tackle against Green Bay.
- Played on special teams at Carolina but did not record any stats.
- Tied a season high with 2 special teams tackles against Green Bay.
- Onatolu made his 1st career NFL start on 11/20/11 against Oakland. The 3rd-year veteran added 4 tackles and 1 QB pressure.
- Led the Vikings with 2 special teams tackles in the loss to Atlanta.
- Put up 1 special teams tackle in the loss to Detroit.
- Tied for the team lead with 2 special teams tackles against New Orleans.
- Recorded 2 special teams tackles in the season finale vs. Chicago.
- Helped the Vikings finish with a 26.9 kick return average, a team record and ranked 2nd in the NFL.
- The Vikings special teams had 4 kick returns of 50+ yards in 2011, tied for 1st in the NFL.
- Vikings special teams helped the team finish 7th in opponent starting inside the 20 yard line. It happened 19 times.

### CAREER NOTES

- He has seen action in 34 straight games since joining the Vikings in 2009.
- Tied for the team lead in ST tackles with 24 in 2009.
- Recovered a Reggie Bush fumble in the NFC Championship game.
- Signed with the team near the end of the 2008 season after spending 2007 and 2008 with the Canadian Football League's Edmonton Eskimos.

2011 GP/GS  
16/1

Career GP/GS  
48/1

Playoffs GP/GS  
2/0

#### Onatolu's 2011 Season Highs (Special Teams)

Tackles..... 2..... at San Diego, 9/11/11, at Green Bay, 11/14/11, at Atlanta, 11/27/11

#### Onatolu's Career Highs (Special Teams)

Tackles..... 3..... at Cleveland, 9/13/09; vs. Baltimore, 10/18/09; at Green Bay, 11/11/09

#### ONATOLU'S SPECIAL TEAMS TACKLES

OPPONENT	U	A	T	FF	FR	BK
at SD - 9/11	0	2	2	0	0	0
vs TB - 9/18	1	0	1	0	0	0
vs DET - 9/25	1	0	1	0	0	0
at KC - 10/2	0	0	0	0	0	0
vs ARI - 10/9	0	0	0	0	0	0
at CHI - 10/16	1	0	1	0	0	0
vs GB - 10/23	1	0	1	0	0	0
at CAR - 10/30	0	0	0	0	0	0
at GB - 11/14	2	0	2	0	0	0
vs OAK - 11/20	0	0	0	0	0	0
at ATL - 11/27	2	0	2	0	0	0
vs DET - 12/11	1	0	1	0	0	0
vs NO - 12/18	2	0	2	0	0	0
at WAS - 12/24	0	0	0	0	0	0
vs CHI - 1/1	2	0	2	0	0	0
2011 TOTALS	13	2	15	0	0	0

# 2011 VIKINGS PLAYER BIOS



## #24 JARRAD PAGE • S 1st Year Vikings/6th Year NFL • UCLA

### 2011 REGULAR SEASON HIGHLIGHTS

- Was signed by the Vikings on 11/29/11.
- Added 1 defensive tackle against Detroit.
- Left the Saints game with a hamstring injury.
- Recorded his only special teams tackle in Week 17 against Chicago.

<b>2011 GP/GS</b>	<b>Career GP/GS</b>	<b>Playoffs GP/GS</b>
5/0	74/46	0/0

#### PAGE'S SEASON AND CAREER STATS

OPPONENT	U	A	T	TFL	SK	QH	FF	FR	INT	PD
at DET - 12/11	1	0	1	0.0	0.0	0	0	0	0	0
2011 TOTALS	1	0	1	0	0	0	0	0	0	0
CAREER	217	36	253	0	1.0	0	4	3	12	20

#### PAGE'S SPECIAL TEAMS STATS

OPPONENT	U	A	T	FF	FR	BK
vs CHI - 1/1	0	1	1	0	0	0
2011 TOTALS	0	1	1	0	0	0

## #28 ADRIAN PETERSON • RB 5th Year Vikings/5th Year NFL • Oklahoma

### 2011 REGULAR SEASON HIGHLIGHTS

- Led the rushing attack against San Diego with 98 yards on just 16 attempts.
- In the 2011 home opener, AP rattled off 120 yards and 2 TDs on 25 carries against Tampa Bay. He added 21 receiving yards.
- AP finished the Detroit contest with 78 rushing yards on 17 carries and 19 receiving yards on 4 receptions. His 3rd rushing TD of the season was his 37th game with a rushing TD. That is good for 2nd place behind Bill Brown (42).
- Had his best performance of the 2011 season with his 3 TDs and 122 rushing yards in the victory over Arizona.
- Against Green Bay, Peterson ripped off 175 rushing yards on 24 attempts with 1 TD.
- Peterson is tied for 3rd in the NFL with 12 TDs. Through 16 games, AP and the Vikings have the 4th ranked rushing attack.
- Picked up his 1st receiving TD of the season, 19-yard, from Ponder and added a 9-yard TD run to help beat Carolina.
- Peterson was held to 51 rushing yards on 14 carries against Green Bay. He did score is NFL leading 10th TD with a 3-yard plunge.
- Peterson rushed for 26 yards and 1 TD on 6 carries against Oakland before leaving with a sprained ankle.
- Returned to action after missing 3 weeks and produced 60 yards on 10 carries against the Saints.
- Rushed 12 times for 38 yards and 1 TD in the Washington game. Added 14 rec yds.
- Left the Redskins game with a serious knee injury and was placed on the IR on 12/26/11.
- Finished the 2011 season with 12 TDs, which ranks 3rd in the NFL.
- Since 2007, Peterson leads the NFL in rush yards with 6, 752 and TDs with 64.

### CAREER NOTES

- Peterson ranks 1st in Vikings history with 62 career rushing TDs. He has now posted 5 straight seasons with 10+rushing TDs.
- He is currently 2nd in team history with 6,654 rushing yards. He trails Robert Smith (6,818). It only took him 63 games to reach 6,000 while taking R. Smith 89.
- Peterson has set a new team record with most career games with a rushing TD... he has 43 passing Bill Brown.
- Became the 1st Viking to score 3 TDs in 1 quarter of play against Arizona. Just the 10th player in NFL history to accomplish that feat.
- With his 1,298 yard performance in 2010 Peterson now has 4 of the top 5 rushing seasons in Vikings history. His 1,760 yard season is still tops.
- Named to the 50th Greatest Vikings team during the 2010 season.
- Peterson now has 25 games of over 100+ yards in just 5 seasons. Chuck Foreman is second on that list with 14. He also ranks 7th all-time in the NFL for most yards after 4 seasons with 5,751 passing Emmitt Smith.
- It took Peterson just 51 games to reach 5,000 yards which is a team record. Chuck Foreman had the old record of 68 games.
- Peterson went 350 touches between fumbles (11/29/09-12/28/10) which was 2nd best in franchise history.
- Was named the 2010 Offensive MVP based on votes from his teammates.
- 2010 was Peterson's 4th season to have 10+ rushing TDs, a franchise record.



# 2011 VIKINGS PLAYER BIOS



## ADRIAN PETERSON CONTINUED:

- Elected to the Pro Bowl for the 4th time in as many seasons.
  - 2007 Offensive/NFL Rookie of the Year.
  - His 80-yard TD run was the longest of his career along with the longest ever by a Viking at MOA Field. The 80-yard scamper is tied for the 4th longest in franchise history.
- CAREER NOTES**
- 6th fastest player in NFL history to reach 6,000 yards. It took him 63 games.
  - AP becomes the 8th player in Vikings history to reach 8,000+ yards from scrimmage. Cris Carter tops the list with 12,407.
  - Became the 1st Vikings RB to lead the NFL in rushing with a team-record 1,760 yards in 2008.
  - Set the NFL single-game rushing record with 296 yards against San Diego in 2007 in the 8th game of his rookie campaign.
  - Honored with the 2008 Bert Bell Award from the Maxwell Club as the Pro Football Player of the Year and was runner-up in AP Offensive Player of the Year voting in 2008.
  - Pro Bowl MVP and Offensive Rookie of the Year in 2007.
  - His uncle, Ivory Lee Brown, played in the NFL and suited up for the Vikings in 1993.

<b>2011 GP/GS</b>	<b>Career GP/GS</b>	<b>Playoffs GP/GS</b>
12/12	73/66	3/3

### Peterson's 2011 Season Highs

Rushing Attempts	29	vs Arizona, 10/9/11
Rushing Yards	175	vs Green Bay, 10/23/11
Long Rush	54	vs Green Bay, 10/23/11
Receptions	4	vs Detroit, 9/25/11
Receiving Yards	21	vs Tampa Bay, 9/18/11
Long Reception	10	vs Tampa Bay, 9/18/11
Rushing TDs	3	vs Arizona, 10/9/11

### Peterson's Career Highs

Rushing Attempts	30	vs. San Diego, 11/4/07; Green Bay, 11/9/08
Rushing Yards	296	vs. San Diego, 11/4/07
Long Rush	80t	vs Detroit, 9/26/10
Rushing TDs	3	5 times, most recently, vs Arizona, 10/9/11
Receptions	6	at Arizona, 12/6/09
Receiving Yards	73	at Carolina, 12/20/09
Long Reception	63	at Carolina, 12/20/09
Kickoff Returns	4	at Chicago, 10/14/07
Kickoff Return Yards	128	at Chicago, 10/14/07
Long Kickoff Return	53	at Chicago, 10/14/07

### PETERSON'S SEASON AND CAREER STATS

RUSHING					
OPPONENT	No	Yds	Avg	Lg	TD
at SD - 9/11	16	96	6.1	46	0
vs TB - 9/18	25	120	4.8	19	2
vs DET - 9/25	17	78	5	43	1
at KC - 10/2	23	80	3.5	14	0
vs ARI - 10/9	29	122	4.2	24	3
at CHI - 10/16	12	39	3.3	8	1
vs GB - 10/23	24	175	7.3	54	1
at CAR - 10/30	21	86	4.1	15	1
at GB - 11/14	14	51	3.6	13	1
vs OAK - 11/20	6	26	4.3	12t	1
at ATL - 11/27	INACTIVE				
vs DEN - 12/4	INACTIVE				
at DET - 12/11	INACTIVE				
vs NO - 12/18	10	60	6.0	39	0
at WAS - 12/24	12	38	3.2	12	1
vs CHI - 1/1	INJURED RESERVE				
2011 TOTALS	208	970	4.7	54	12
CAREER	1406	6752	4.8	80t	64

RECEIVING					
OPPONENT	No	Yds	Avg	Lg	TD
at SD - 9/11	2	6	3.0	4	0
vs TB - 9/18	2	21	10.5	10	0
vs DET - 9/25	4	19	4.8	7	0
at KC - 10/2	1	3	3.0	3	0
vs ARI - 10/9	0	0	0	0	0
at CHI - 10/16	1	0	0.0	0	0
vs GB - 10/23	1	0	0.0	0	0
at CAR - 10/30	5	76	15.2	22	1
at GB - 11/14	0	0	0	0	0
vs OAK - 11/20	0	0	0	0	0
at ATL - 11/27	INACTIVE				
vs DEN - 12/4	INACTIVE				
vs DET - 12/11	INACTIVE				
vs NO - 12/18	0	0	0.0	0	0
at WAS - 12/24	2	14	7.0	9	0
vs CHI - 1/1	INJURED RESERVE				
2011 TOTALS	18	139	7.7	22	1
CAREER	137	1309	9.6	63	3

## #7 CHRISTIAN PONDER • QB Rookie • Florida State

### 2011 REGULAR SEASON HIGHLIGHTS

- Did not play during the first 5 weeks of the 2011 season.
  - Replaced McNabb during the 2nd half of the Vikings/Bears matchup in Chicago. Ponder went 9-17 for 99 yards and added 1 rush for 8 yards in the loss. Had a long pass of 23 yards.
  - In his first career start Ponder enjoyed some success against Green Bay. His first pass of the game went for 72 yards as Michael Jenkins was stopped at the 1 yard line. He had 2 TD passes; 1 to Jenkins and 1 to Shiancoe.
  - Set Vikings' rookie records for longest pass by a rookie (72), passing yards (219), passing TDs (2). He is just the 6th Vikings QB to start a game in their rookie season.
  - Earned his 1st victory as a Viking when defeating the Panthers 24-21. Ponder posted a 102.7 QB rating while going 18-28 for 236 yards and 1 TD.
  - Made his MNF debut on 11/14/11 in Green Bay. Ponder connected on 16 of 34 passes for 190 yards and 1 interception. He was sacked 3 times.
  - Tossed 2 TDs for the first time in his career when facing Oakland. Ponder was 19-33 for 211 yards with 2 TDs and 3 INTs. He posted 71 rushing yards, a career high.
  - Ponder put up his second 100+ QB rating of the 2011 season when facing the Falcons (103.1). That is the best QB rating of his young career.
  - Ponder went 17-25 for 186 yards and 1 TD in the 24-14 loss to Atlanta.
  - Ponder becomes the 2nd rookie QB in Vikings history to top 1,000 yards in their first season. Tarkenton put up 1,997 yards in 1961. Ponder is also 2nd with 6 TDs thrown as a rookie.
  - Ponder was letting it fly against the Broncos going 29-47 for 381 yards and 3 TDs. All those numbers are rookie records for the Vikings.
  - Fought through a hip pointer to start against Detroit. Ponder didn't finish the game but threw 2 TD passes and racked up 115 yards to go with 13 rushing yards.
  - Struggled against the Saints, going 14-31 for 120 yards while getting sacked 4 times. Ponder did find Toby Gerhart for 2 passing TDs.
  - Started for the 9th time of 2011, a Vikings rookie record, but failed to finish the game against Washington after leaving with a concussion. On the day, Ponder was 8-13 for 68 yards to pair with 20 rushing yards.
  - Started the season finale vs. Chicago but left with a hip injury in the second quarter. Finished the game 4-10 for 28 yards.
  - Finished the 2011 season 21-27 for 8 TDs and 1 Int. in the red zone, giving him an NFL leading 114.3 quarterback rating.
- CAREER NOTES**
- Ponder becomes only the 4th Vikings QB to start a game in their rookie season and win. The record for rookie QB wins is 2, set by Fran Tarkenton in 1961.
  - Ponder had a career day against the Broncos on 12/4/11. The QB set franchise highs for rookies in passing yards (381), passing attempts (47) and completions (29).
  - Ponder rushed for 71 yards, the 2nd most by a rookie QB in team history. Tarkenton rushed for 99 in 1961 against the Los Angeles Rams.
  - Ponder moves into 2nd place for most rushing yards by a QB in his first season with 186. Fran Tarkenton leads the way with 308.
  - Selected with the 12th overall pick in the 2011 NFL Draft.
  - Made his NFL debut on Sunday Night Football at the Chicago Bears on 10/16/11.

# 2011 VIKINGS PLAYER BIOS



## CHRISTIAN PONDER CONTINUED:

2011 GP/GS		Career GP/GS		Playoffs GP/GS						
11/10		11/10		0/0						
<b>PONDER'S SEASON AND CAREER STATS</b>										
<b>PASSING</b>										
OPPONENT	Att	Comp	Yds	Pct.	TD	INT	Lng	Sack	Lost	Rating
at SD - 9/11			DNP							
vs TB - 9/18			DNP							
vs DET - 9/25			DNP							
at KC - 10/2			DNP							
vs ARI - 10/9			DNP							
at CHI - 10/16	17	9	99	52.9%	0	0	23	0	0	70.5
vs GB - 10/23	32	13	219	40.6%	2	2	72	2	2	59.2
at CAR - 10/30	28	18	236	64.2%	1	0	24	4	7	102.7
at GB - 11/14	34	16	190	47.0%	0	1	33	3	28	52.3
vs OAK - 11/20	33	19	211	57.5%	2	3	42	5	24	59.0
at ATL - 11/27	25	17	186	68.0%	1	0	39	4	24	103.1
vs DEN - 12/4	47	29	381	61.7%	3	2	52	3	29	90.8
at DET - 12/11	21	11	115	52.3%	2	3	28	3	28	60.7
vs NO - 12/18	31	14	120	45.1%	2	1	16	4	18	63.9
at WAS - 12/24	13	8	68	61.5%	0	0	14	1	1	75.2
vs CHI - 1/1	10	4	28	40.0%	0	1	11	1	3	8.3
2011 TOTALS	291	158	1,853	54.3%	13	13	72	30	164	70.1
CAREER	291	158	1,853	54.3%	13	13	72	30	164	70.1

<b>RUSHING</b>					
OPPONENT	No	Yds	Avg	Lg	TD
at SD - 9/11		DNP			
vs TB - 9/18		DNP			
vs DET - 9/25		DNP			
at KC - 10/2		DNP			
vs ARI - 10/9		DNP			
at CHI - 10/16	1	8	8.0	8	0
vs GB - 10/23	4	31	7.8	12	0
at CAR - 10/30	4	4	1.0	5	0
at GB - 11/14	2	17	8.5	13	0
vs OAK - 11/20	5	71	14	28	0
at ATL - 11/27	2	9	4.5	5	0
vs DEN - 12/4	1	12	12.0	12	0
at DET - 12/11	2	13	6.5	14	0
vs NO - 12/18	3	34	11.3	15	0
at WAS - 12/24	4	20	5.0	8	0
vs CHI - 1/1	0	0	0.0	0	0
2011 TOTALS	28	219	7.8	28	0
CAREER	28	219	7.8	28	0

## #91 D'AUNDRE REED • DE Rookie • Arizona

### 2011 REGULAR SEASON HIGHLIGHTS

- Was inactive for all 16 games this season.

### CAREER NOTES

- Selected in the 7th round with the 215th overall pick in the 2011 NFL Draft.

2011 GP/GS	Career GP/GS	Playoffs GP/GS
0/0	0/0	0/0

## #41 MISTRAL RAYMOND • S Rookie • South Florida

### 2011 REGULAR SEASON HIGHLIGHTS

- Inactive during the Weeks 1-6.
- Made his NFL and Vikings debut on 10/23/11 against the Packers and saw action on special teams.
- Recorded his first ever special teams tackle in the win over Carolina. It was Raymond's second career game.
- Posted 3 defensive tackles and 1 special teams tackle in the matchup against Oakland.
- Saw extensive defensive action against Atlanta. Raymond put up 5 tackles, 4 solo.
- Earned the first start of his career against Denver, finishing with 6 tackles.
- Started against Detroit and finished with 3 tackles.
- Set a career high in tackles with 7 when starting against the New Orleans Saints. Raymond also returned a fumble for 26 yards when Jimmy Graham had the football knocked out by Jamarca Sanford.
- Tied a career-high 7 tackles in the win over Washington and snared his 1st career INT off Rex Grossman and returned it 31 yards.
- Started the season finale vs. Chicago and finished with 5 tackles and 1 PBU.

### CAREER NOTES

- Selected in the 6th round with the 170th overall pick in the 2011 NFL Draft.

2011 GP/GS	Career GP/GS	Playoffs GP/GS
10/5	10/5	0/0

#### Raymond's Season and Career Hight

Tackles..... 7 ..... vs Denver, 12/4/11  
 Special Teams Tkls..... 1 ..... at Carolina, 10/30/11, vs Oakland, 11/20/11  
 QB Pressures..... 1 ..... vs Oakland, 11/20/11  
 Fumble Recovery .... 1 (26) ..... vs New Orleans, 12/18/11

#### RAYMOND'S SEASON AND CAREER STATS

OPPONENT	U	A	T	TFL	SK	QH	FF	FR	INT	PD
vs OAK - 11/20	0	3	3	0.0	0.0	1	0	0	0	0
at ATL - 11/27	4	1	5	0.0	0.0	0	0	0	0	0
vs DEN - 12/4	2	4	6	0.0	0.0	0	0	0	0	0
at DET - 12/11	2	1	3	0.0	0.0	0	0	0	0	0
vs NO - 12/18	3	4	7	0.0	0.0	0	0	1	0	1
at WAS - 12/24	2	5	7	0.0	0.0	1	0	0	1	0
vs CHI - 1/1	2	3	5	0.0	0.0	0	0	0	0	1
2011 TOTALS	15	21	36	0.0	0.0	2	0	1	1	2
CAREER	15	21	36	0.0	0.0	2	0	1	1	2

# 2011 VIKINGS PLAYER BIOS



**#96 BRIAN ROBISON • DE**  
5th Year Vikings/5th Year NFL • Texas

## 2011 REGULAR SEASON HIGHLIGHTS

- Moved his way into the starting line up for the 2011 season. Finished the San Diego game with 6 tackles, 1 TFL, .5 sack, 1 QB pressure and 1 pass defended.
- Recorded 6 QB hurries and 1 tackle against Tampa Bay. The 6 QB hurries is a new career high.
- Had his best game of the 2011 season notching 2 sacks against the Lions.
- Added 2 more sacks in the victory over Arizona. Robison tied his career high in sacks as he currently has 4.5 on the season.
- Complete effort for Robison as he added 5 tackles, 2 sacks, 4 QBPs and 1 FF that Jared Allen recovered.
- Tallied 4 tackles, 1 sack, 2 QB pressures and 1 fumble recovery in the loss against Oakland.
- Finished the Atlanta game with 6 tackles, 1 TFL and a team high 3 QBPs.
- Combined with Remi Ayodele on a half sack against Matt Stafford. Robison added 4 QBPs, 2 tackles and 1 TFL.
- Was active in the victory over Washington, B-Rob finished with 4 tackles, 2 QBPs 1 sack, 1 FF and 1 FR.
- Tied a season high for QB hurries vs. Chicago with 6. Also recorded 3 tackles and a forced fumble.
- Posted a career high 8.0 sacks for the 2011 season and helped Vikings lead the NFL with 50.0 sacks.
- He and teammate Jared Allen led all starting defensive end combinations in the NFL with 30.0 sacks.

## CAREER NOTES

- Finished the 2010 season with 18 tackles and 15 QB hurries to go with his 2 sacks and 2 TFLs.
- Ranked 4th on the Vikings with 13 QB hurries and 4.5 sacks, tying a career high in 2009.
- All-Rookie honoree in 2007, ranked 3rd among NFL rookies with 4.5 sacks.

2011 GP/GS	Career GP/GS	Playoffs GP/GS
16/16	79/23	3/1

### Robison's 2011 Season Highs

Tackles..... 6..... at San Diego, 9/11/11, at Atlanta, 11/26/11  
Sacks..... 2.0..... vs Detroit, 9/25/11, vs Arizona, 10/9/11  
QB Hurry..... 6..... vs Tampa Bay, 9/18/11  
Pass Defended..... 1..... at San Diego, 9/11/11  
Tackle for Loss..... 1..... at San Diego, 9/11/11  
Forced Fumble..... 1..... vs Arizona, 10/9/11, at Washington, 12/24/11  
Fumble Recoveries..... 1..... vs Oakland, 11/20/11, at Washington, 12/24/11

### Robison's Career Highs

Tackles..... 7..... vs. N.Y. Giants, 12/28/08  
Sacks..... 2.0..... vs. Atlanta, 9/9/07, vs Detroit, 9/25/11  
Forced Fumble..... 1..... vs. Oakland, 11/18/07, at Arizona, 12/14/08, vs Arizona, 10/9/11, at Wash, 12/24/11  
QB Hurries..... 6..... vs Tampa Bay, 9/18/11  
Tackle for Loss..... 1.0..... 14 times, last at San Diego, 9/11/11  
Pass Defended..... 1..... vs. Houston, 11/2/08, at San Diego, 9/11/11

### ROBISON'S SEASON AND CAREER STATS

OPPONENT	U	A	T	TFL	SK	QH	FF	FR	INT	PD
at SD - 9/11	4	2	6	1.0	0.5	1	0	0	0	1
vs TB - 9/18	0	1	1	0.0	0.0	6	0	0	0	0
vs DET - 9/25	3	1	4	2.0	2.0	3	0	0	0	0
at KC - 10/2	1	0	1	0.0	0.0	2	0	0	0	0
vs ARI - 10/9	4	1	5	2.0	2.0	4	1	0	0	0
at CHI - 10/16	1	1	2	1.0	0.0	4	0	0	0	0
vs GB - 10/23	2	1	3	1.0	0.0	1	0	0	0	0
at CAR - 10/30	0	3	3	0.0	0.0	2	0	0	0	0
at GB - 11/14	1	1	2	0.0	0.0	0	0	0	0	0
vs OAK - 11/20	3	1	4	1.0	1.0	2	0	1	0	0
at ATL - 11/27	4	2	6	1.0	0.0	3	0	0	0	0
vs DEN - 12/4	2	2	4	0.0	0.0	0	0	0	0	0
at DET - 12/11	1	1	2	1.0	0.5	4	0	0	0	0
vs NO - 12/18	2	2	4	0.0	0.0	0	0	0	0	0
at WAS - 12/24	2	2	4	0.0	1.0	2	1	1	0	0
vs CHI - 1/1	3	0	3	0.0	1.0	6	1	0	0	0
2011 TOTALS	33	21	54	10.0	8.0	40	3	2	0	1
CAREER	84	45	129	23.0	21.5	101	5	4	0	3

**#82 KYLE RUDOLPH • TE**  
Rookie • Notre Dame

## 2011 REGULAR SEASON HIGHLIGHTS

- Saw his first NFL action during Week 1 at San Diego. Appeared on offense and special teams. Picked up the first start of his career but did not record any stats.
- Started for the second consecutive game and grabbed his first NFL reception of 15 yards against Tampa Bay.
- Had his first multi-reception game of his career against Detroit. Rudolph snagged 3 passes for 39 yards with a long catch of 20 yards.
- Had the best day of his young career in Kansas City, hauling in 3 passes for 44 yards. Had a career long catch of 41 yards while getting the start.
- Earned his first NFL victory over the Arizona Cardinals but did not record any stats.
- Had 2 receptions for 20 yards in the loss at Chicago.
- Appeared in the Packers game but did not record any stats.
- Hauled in 2 receptions for 15 yards in the win at Carolina.
- Tied a career high with 3 catches against Green Bay. Those catches amounted to 37 yards in his MNF debut.
- Found his way into the end zone for the first time as a Viking when catching a 1-yard TD pass from Ponder when playing the Raiders.
- His only catch against Denver was a 19-yard TD. It is Rudolph's 2nd TD of the season which is good for 3rd place for receiving TDs by a rookie tight end.
- Earned the start against Detroit but failed to record any stats.
- Ended the New Orleans contest with 2 receptions for 15 yards.
- Brought in his 3rd TD of the season when Joe Webb found him for a 17-yard score. Rudolph finished with 2 catches for 23 yards in the win over Washington.
- Had 3 receptions for 15 yards versus Chicago in the season finale.
- Finished the 2011 season with 3 touchdown receptions, which ranks 3rd all-time in touchdowns for a Vikings rookie.

## CAREER NOTES

- Was the 43rd overall selection during the 2011 NFL Draft.

2011 GP/GS	Career GP/GS	Playoffs GP/GS
15/8	15/8	0/0

### Rudolph's Season and Career Highs

Receptions..... 3..... vs Detroit, 9/25/11, at Kansas City, 10/2/11, at GB, 11/14/11, vs Oakland, 11/20/11  
Receiving Yards..... 43..... at Kansas City, 10/2/11  
Long Reception..... 41..... at Kansas City, 10/2/11  
Touchdowns..... 1..... vs Oakland, 11/20/11, vs Denver, 12/4/11, at Washington, 12/24/11

### RUDOLPH'S SEASON AND CAREER STATS

OPPONENT	No	Yds	Avg	Lg	TD
at SD - 9/11	0	0	0.0	0	0
vs TB - 9/18	1	15	15	15	0
vs DET - 9/25	3	39	13.0	20	0
at KC - 10/2	3	44	14.7	41	0
vs ARI - 10/9	0	0	0.0	0	0
at CHI - 10/16	2	20	10.0	18	0
vs GB - 10/23	0	0	0.0	0	0
at CAR - 10/30	2	15	7.5	13	0
at GB - 11/14	3	37	12.3	21	0
vs OAK - 11/20	3	7	2.3	4	1
at ATL - 11/27	INACTIVE				
vs DEN - 12/4	1	19	19.0	19	1
vs DET - 12/11	0	0	0.0	0	0
vs NO - 12/18	2	15	7.5	8	0
at WAS - 12/24	2	23	11.5	17	1
vs CHI - 1/1	3	15	5.0	9	0
2011 TOTALS	26	249	9.6	41	3
CAREER	26	249	9.6	41	3

# 2011 VIKINGS PLAYER BIOS



## #33 JAMARCA SANFORD • S 3rd Year Vikings/3rd Year NFL • Mississippi

### 2011 REGULAR SEASON HIGHLIGHTS

- Opened the 2011 season as the starter at safety. Set a career-high with 11 tackles against San Diego.
- Recorded 5 tackles on defense, 2 of those going for a loss of yards. Sanford added 1 pass defended and 1 special teams tackle.
- Finished the Detroit game with 6 defensive tackles and 1 special teams tackle.
- Started for the 4th consecutive time at Kansas City. Finished the game with 6 tackles, 1 PBU and 1 special teams tackle.
- Picked off Kevin Kolb twice in the Vikings victory, the first two interceptions of his career. Sanford added 5 tackles and 3 PBUs.
- Led the secondary with 9 tackles before leaving the contest in Chicago with a concussion.
- Put up 9 tackles and 1 QB pressure in the contest against Oakland.
- Recorded 6 tackles in the loss to Atlanta. Added 1 special teams tackle.
- Led the team with 9 tackles against Denver and added 1 FR and 1 QBP.
- Led the team in tackles for the second straight week with 10 against Detroit.
- Set new career highs in tackles (16) and solo tackles (11) against New Orleans. With his 16 total tackles, Sanford has reached the 100 tackle mark for the first time in his career.
- Led the secondary in tackles against Washington and Chicago with 9 in each game.

### CAREER NOTES

- Became the 1st Vikings rookie to start at safety since Willie Offord on 11/2/02 against the N.Y. Giants in Week 14 against Cincinnati during the 2009 season.
- Ranked 3rd on the Vikings with 19 special teams tackles and a FF in 2009.

2011 GP/GS	Career GP/GS	Playoffs GP/GS
15/15	41/18	2/0

#### Sanford's Career Highs

Tackles.....	16.....	vs New Orleans, 12/18/11
Solo Tackles.....	11.....	vs New Orleans, 12/18/11
Special Teams Tkls.....	3.....	vs. Baltimore, 10/18/09; vs. Cincinnati, 12/13/09
Forced Fumbles.....	1.....	vs. Seattle, 11/22/09, vs New Orleans, 12/18/11
Fumble Recoveries.....	1.....	vs. Denver, 12/4/11
Tackles for Loss.....	2.....	vs. Tampa Bay, 9/18/11
Interceptions.....	2.....	vs. Arizona, 10/9/11
Passes Defended.....	3.....	vs. Arizona, 10/9/11

#### SANFORD'S SEASON AND CAREER STATS

OPPONENT	U	A	T	TFL	SK	QH	FF	FR	INT	PD
at SD - 9/11	9	2	11	0.0	0.0	0	0	0	0	0
vs TB - 9/18	4	1	5	2.0	0.0	0	0	0	0	1
vs DET - 9/25	5	1	6	0.0	0.0	0	0	0	0	0
at KC - 10/2	5	1	6	0.0	0.0	0	0	0	0	1
vs ARI - 10/9	4	1	5	0.0	0.0	0	0	0	2	3
at CHI - 10/16	4	5	9	0.0	0.0	0	0	0	0	0
vs GB - 10/23	INACTIVE									
at CAR - 10/30	3	1	4	0.0	0.0	0	0	0	0	0
at GB - 11/14	1	3	4	0.0	0.0	0	0	0	0	0
vs OAK - 11/20	5	4	9	0.0	0.0	1	0	0	0	0
at ATL - 11/27	5	1	6	0.0	0.0	0	0	0	0	0
vs DEN - 12/4	3	6	9	0.0	0.0	1	0	1	0	0
at DET - 12/11	8	2	10	0.0	0.0	0	0	0	0	0
vs NO - 12/18	11	5	16	0.0	0.0	0	1	0	0	1
at WAS - 12/24	5	4	9	0.0	0.0	0	0	0	0	0
vs CHI - 1/1	5	4	9	0.0	0.0	1	0	1	0	2
2011 TOTALS	77	41	118	2.0	0.0	3	1	2	2	8
CAREER	100	49	149	3.0	1.0	4	2	3	2	8

#### SPECIAL TEAMS

OPPONENT	U	A	T	FF	FR	BK
vs TB - 9/18	1	0	1	0	0	0
vs DET - 9/25	0	1	1	0	0	0
at KC - 10/2	1	0	1	0	0	0
at CAR - 10/30	0	2	2	0	0	0
vs OAK - 11/20	1	0	1	0	0	0
at ATL - 11/27	1	0	1	0	0	0
2011 TOTALS	4	3	7	0	0	0

## #22 BENNY SAPP • CB 3rd Year Vikings/8th Year NFL • Northern Iowa

### 2011 REGULAR SEASON HIGHLIGHTS

- Signed with the Vikings on November 16th after placing Antoine Winfield on the injured reserve. This is Sapp's second stint with the Vikings.
- Posted 4 tackles and 1 TFL in the loss to Oakland.
- Finished the Atlanta contest with 4 defensive stops and 1 special teams stop. Broke up 1 pass intended for Roddy White in the end zone.
- Got his first start of the 2011 season against Denver and finished with 4 tackles, 1 TFL and 1 FF.
- Earned his second start of the year and posted 2 tackles and 1 PBU.
- Finished the New Orleans contest with 4 tackles and 3 PBUs (career high).
- Put up a career high 6 tackles in the win over Washington.
- Recorded 3 tackles in the season finale versus Chicago.

### CAREER NOTES

- Set a career-high with 2 INTs in 2008.
- Teammates with Vikings LB Chad Greenway at Iowa and was high school teammates with Eagles CB Asante Samuel at Boyd Anderson HS in Ft. Lauderdale.

2011 GP/GS	Career GP/GS	Playoffs GP/GS
7/3	110/27	3/3 (3/3-MIN)

#### Sapp's Career Highs

Tackles.....	10.....	at Houston, 11/20/05
Interception.....	1.....	4 times, last vs. Chicago, 11/30/08
Long INT Return.....	15.....	vs. Green Bay, 11/4/07
Sack.....	1.0.....	at Oakland, 9/18/05; vs. Cincinnati, 1/1/06
Passes Defended.....	3.....	vs New Orleans, 12/18/11
Forced Fumble.....	1.....	6 times, last vs. Denver, 12/4/11
Fumble Recovery.....	1.....	vs. Oakland, 11/25/07
Special Teams Tkls.....	3.....	vs. Denver, 11/23/06

#### SAPP'S SEASON AND CAREER STATS

OPPONENT	U	A	T	TFL	SK	QH	FF	FR	INT	PD
vs OAK - 11/20	4	0	4	1.0	0.0	0	0	0	0	0
at ATL - 11/27	2	2	4	0.0	0.0	0	0	0	0	1
vs DEN - 12/4	3	1	4	1.0	0.0	0	1	0	0	0
at DET - 12/11	1	1	2	0.0	0.0	0	0	0	0	1
vs NO - 12/18	4	0	4	0.0	0.0	0	0	0	0	3
at WAS - 12/24	5	1	6	0.0	0.0	0	0	0	0	0
vs CHI - 1/1	2	1	3	0.0	0.0	0	0	0	0	0
2011 TOTALS	21	6	27	2	0	0	1	0	0	5
CAREER	191	55	246	5.0	2.5	4	6	2	6	38

# 2011 VIKINGS PLAYER BIOS



## #35 MARCUS SHERELS • CB 1st Year Vikings/1st Year NFL • Minnesota

### 2011 REGULAR SEASON HIGHLIGHTS

- Led the team with 2 special teams tackles against Tampa Bay.
- Set a career-high with a 53-yard punt return against the Detroit Lions. It was the 3rd longest return against the Lions in 100 games between the two teams. Sherels' 90 punt return yards during Week 3 is tied for 6th best in franchise history.
- Made 2 solo special teams tackles against Detroit, a career high.
- Earned his 1st start in the NFL against the Arizona Cardinals.
- Recorded his first NFL sack on Aaron Rodgers and finished the game with 5 solo tackles.
- Put up 3 tackles on defense in the win at Carolina but provided a 78-yard kick return to begin the game. It was the first return of Sherels' career and the longest in team history against Carolina.
- Handled both punt and kick return duties against Denver. 3 PRs went for 14 yards, 5 KRs went for 111 yards with a long return of 30 yards.
- Recorded 3 tackles, 1 PBU on defensive end and added 22 PR yards and 16 KR yards.
- Received his 2nd career start against New Orleans and finished with 6 tackles, a new career high.
- Earned his 3rd start of the season on defense and finished with 4 tkls and 1 PBU.
- Finished the 2011 season with 6 special teams tackles (4 solo, 2 assisted).

### CAREER NOTES

- Was an undrafted rookie out of Minnesota. Spent the majority of the 2010 season on the practice squad before making his NFL debut at Detroit on 1/11/11.
- Is the only native Minnesotan on the Vikings roster.

	2011 GP/GS 16/3	Career GP/GS 17/3	Playoffs GP/GS 0/0
<b>Sherels' 2011 Season and Career Highs</b>			
Punt Returns.....	4		vs Detroit, 9/25/11
Return Yards.....	90		vs Detroit, 9/25/11
Long Return.....	53		vs Detroit, 9/25/11
Kick Returns.....	5		vs Denver, 12/4/11
Long Kick Return.....	78		at Carolina, 10/30/11
ST Tackles.....	2		vs Detroit, 9/25/11
Defensive Tackles.....	6		vs New Orleans, 12/18/11
Sacks.....	1		vs Green Bay, 10/23/11
Solo Tackles.....	5		vs Green Bay, 10/23/11

### SHERELS' SEASON AND CAREER STATS

OPPONENT	PUNT RETURNS		Avg	FC	Lg	TD
	No	Yds				
at SD - 9/11	2	17	8.5	1	15	0
vs TB - 9/18	2	3	2	2	2	0
vs DET - 9/25	4	90	22.5	3	53	0
at KC - 10/2	1	12	12.0	1	12	0
vs ARI - 10/9	2	45	22.5	1	23	0
at CHI - 10/16	1	0	0.0	1	0	0
vs GB - 10/23	2	12	6.0	0	10	0
at CAR - 10/30	3	2	0.7	0	9	0
at GB - 11/14	2	13	6.5	0	8	0
vs OAK - 11/20	5	38	7.6	0	15	0
at ATL - 11/27	3	5	1.7	0	7	0
vs DEN - 12/4	3	14	4.7	2	11	0
vs DET - 12/11	2	22	11.0	2	12	0
vs NO - 12/18	0	0	0.0	1	0	0
at WAS - 12/24	1	4	4.0	1	4	0
vs CHI - 1/1	0	0	0.0	5	0	0
2011 TOTALS	33	277	8.4	20	53	0
CAREER	33	277	8.4	20	53	0

### SHERELS' SEASON AND CAREER STATS

OPPONENT	U		A		T		FF	FR	BK
	U	A	T	FF	FR	BK			
vs GB - 10/23	5	0	5	1.0	1.0	0	0	0	0
at CAR - 10/30	2	1	3	0.0	0.0	0	0	0	0
at ATL - 11/27	3	0	3	0.0	0.0	0	0	0	1
vs DEN - 12/4	0	0	0	0.0	0.0	0	0	0	0
at DET - 12/11	2	1	3	0.0	0.0	0	0	0	1
vs NO - 12/18	5	1	6	0.0	0.0	0	0	0	0
at WAS - 12/24	3	1	4	0.0	0.0	0	0	0	1
vs CHI - 1/1	0	0	0	0.0	0.0	0	0	0	0
2011 TOTALS	20	4	24	1.0	1.0	0	0	0	3
CAREER	20	4	24	1.0	1.0	0	0	0	3

## #81 VISANTHE SHIANCOE • TE 5th Year Vikings/9th Year NFL • Morgan State

### 2011 REGULAR SEASON HIGHLIGHTS

- Had 3 receptions for 28 yards against Tampa Bay.
- Caught his 1st touchdown of the 2011 season from Donovan McNabb during the Lions game. It was his only catch of the game.
- Led the Vikings in receiving against Kansas City with 6 catches for 58 yards.
- Caught 5 passes for 45 yards in the loss at Chicago.
- Was the recipient of Christian Ponder's first TD pass, a 1-yard TD reception. Finished the game with 4 catches for 45 yards.
- Posted 3 receptions for 37 yards in the win over Carolina.
- Hauled in a season long reception with a 33 yard catch against Green Bay.
- Brought in 2 catches for 42 yards in the Oakland game. The 37-yard reception was his longest of the season.
- Caught 4 passes for 36 yards against Denver.
- Recorded 3 receptions for 33 yards and 1 TD against Detroit.

### CAREER NOTES

- Set a Vikings TE record with a career-high 11 TD receptions in 2009, surpassing Joe Senser's 1981 mark of 8.
- Ranks 2nd in team history for career TD catches by a TE with 23, trailing Steve Jordan.
- Finished the 2010 season with 531 receiving yards, his 3rd best output of his career.
- Has blocked for a 1,200+ yard rusher in each of his 8 NFL seasons.
- In 2009 Led the team in TD receptions and was 4th with 566 yards receiving.
- Set a career high with 56 receptions in 2009.
- Has not missed a game in his NFL career.
- Named the 2009 Korey Stringer Good Guy Award winner by Twin Cities chapter of Pro Football Writers of America for cooperation with the media.
- Led NFC TEs with 7 TDs in 2008, ranking 3rd among all NFL TEs.

	2011 GP/GS 16/14	Career GP/GS 144/92 (79/69-MIN; 64/23-NYG)	Playoffs GP/GS 5/3 (3/3-MIN; 2/0-NYG)
--	---------------------	---	--

### Shiancoe's 2011 Season Highs

Receptions.....	6	at Kansas City, 10/2/11
Receiving Yards.....	58	at Kansas City, 10/2/11
Long Reception.....	37	vs Oakland, 11/20/11
Touchdowns.....	1	vs Detroit, 9/25/11, vs Green Bay, 10/23/11

### Shiancoe's Career Highs

Receptions.....	8	vs Seattle, 11/22/09
Receiving Yards.....	136	vs Atlanta, 12/21/08
Long Reception.....	79	vs Oakland, 11/18/07
TD Receptions.....	2	vs Atlanta, 12/21/08; vs Baltimore, 10/18/09

### SHIANCOE'S SEASON AND CAREER STATS

OPPONENT	No		Avg	Lg	TD
	Yds	FC			
at SD - 9/11	0	0	0.0	0	0
vs TB - 9/18	3	28	9.3	15	0
vs DET - 9/25	1	8	8.0	8	1
at KC - 10/2	6	58	9.7	15	0
vs ARI - 10/9	1	20	20.0	20	0
at CHI - 10/16	5	45	9.0	11	0
vs GB - 10/23	4	45	11.3	22	1
at CAR - 10/30	3	37	12.3	13	0
at GB - 11/14	1	33	33.0	33	0
vs OAK - 11/20	2	42	21.0	37	0
at ATL - 11/27	3	24	8.0	14	0
vs DEN - 12/4	4	36	9.0	12	0
vs DET - 12/11	3	33	11.0	18	1
2011 TOTALS	36	409	11.4	37	3
CAREER	243	2678	11.0	79	27



# 2011 VIKINGS PLAYER BIOS



**#65 JOHN SULLIVAN • C**  
4th Year Vikings/4th Year NFL • Notre Dame

## 2011 REGULAR SEASON HIGHLIGHTS

- Earned the nod for starting center for the 3rd straight season. Anchored the line during Week 1 at San Diego.
- Helped lead Adrian Peterson to his first 100+ rushing game of the season against Tampa Bay.
- Helped Adrian Peterson set a new franchise record in career touchdowns with 54 when he scored twice against Tampa Bay.
- Sullivan left the Bears game in the 2nd half after suffering a concussion.
- Started in the win at Carolina.
- Helped the Vikings average 6.3 YPC in the win over Washington. On the day, Minnesota had 241 rushing yards.
- Started the season finale versus Chicago in Week 17.
- Helped the Vikings rush for 144.9 yards per game, ranked 4th in the NFL.
- The Vikings rushed for 18 touchdowns in 2011, ranked 3rd in the NFL.

## CAREER NOTES

- In 2009 started every game for the NFC's 3rd-ranked offense and the NFL's 5th-ranked offense.
- Signed a 5-year extension with the Vikings on 12/17/11.

2011 GP/GS  
15/15

Career GP/GS  
61/45

Playoffs GP/GS  
3/2

**#14 JOE WEBB • QB**  
2nd Year Vikings/2nd Year NFL • Alabama Birmingham

## 2011 REGULAR SEASON HIGHLIGHTS

- Webb caught his 1st ever NFL pass, 9 yards against Green Bay and added 1 rush for 6 yards.
- Earned his first start as a WR on 12/4/11 when playing the Broncos. Webb rushed once for 4 yards and threw once for 8 yards.
- Replaced Ponder late in the Detroit game and led the Vikings on a furious comeback fueled by his legs and right arm. Webb was 12-23 for 84 yards and 1 passing TD. The 2-yard TD pass to Gerhart was his first passing TD in the NFL.
- Saw action as a WR and a QB against New Orleans but failed to put up any stats.
- Came in to replace an injured Ponder and led the Vikings to a win over Washington. Webb led the offense to 4 straight scoring drives (3 TD, 1 FG). Webb was 4-5 with 2 TD passes for 84 yards and posted a perfect 158.3 QB rating. Webb added 34 rushing yards and one went for a 9-yard TD scramble against the Redskins.
- Replaced Christian Ponder for a second consecutive week in the season finale vs. Chicago. Finished 17-32 for 200 yards as the Vikings fell short.

## CAREER NOTES

- Webb set a team record for most rushing yards in a game by a QB with 109 at Detroit on 12/11/11.
- Webb's 65-yard TD scramble was the longest rush by a QB in the Vikings history. It was also the 6th longest QB run in NFL history. Kordell Stewart holds the record with an 80-yard TD run in 1996.
- Webb earned his first NFL victory over Mike Vick and the Philadelphia Eagles as the Vikings won 24-14 on Sunday (Tuesday) Night Football. Webb finished the game 17-26 for 195 yards with a long pass of 46. He added 31 yards rushing plus a TD.
- Webb is the first rookie QB to have rushing TDs in consecutive weeks since Fran Tarkenton did so on 11/5/61 - 11/12/61.
- With his win over Philly, Webb is the first rookie QB to win a game since Joe Kapp defeated Pittsburgh on 11/26/67.
- He is only the second rookie QB in Vikings history to win his first ever start. Ron Vanderkelen also won his first start in Philly on 12/15/63.
- Scored his first NFL TD with a 13-yard scramble in the 3rd Quarter against the Bears.
- Webb, making his NFL debut, became the first QB in Vikings history to return a KO.

2011 GP/GS  
10/1

Career GP/GS  
15/3

Playoffs GP/GS  
0/0

### WEBB'S RUSHING SEASON AND CAREER STATS

OPPONENT	No	Yds	Avg	Lg	TD
at SD - 9/11	1	-2	-2	-2	0
at CHI - 10/16	1	1	1.0	1	0
at GB - 11/14	1	6	6.0	6	0
vs DEN - 12/4	1	4	4.0	4	0
at DET - 12/11	7	109	15.6	65t	1
vs NO - 12/18	2	0	0.0	3	0
at WAS - 12/24	5	34	6.8	16	1
vs CHI - 1/1	4	2	0.5	9	0
2011 TOTALS	22	154	7.0	1	2
CAREER	40	274	6.9	16	3

### WEBB'S PASSING SEASON AND CAREER STATS

	No	Yds	Avg	TD	Int	QB Rating
at CHI - 10/16	1	0	0.0	0	0	39.6
vs DEN - 12/4	1	1	8.100.0%	0	0	100.0
at DET - 12/11	23	12	84.52.1%	1	0	17.1
vs NO - 12/18	1	0	0.0%	0	0	0
at WAS - 12/24	5	4	84.80.0%	2	0	36.1
vs CHI - 1/1	32	17	200.53.1%	0	2	23.1
2011 TOTALS	63	34	376.54.0%	3	2	36.3
CAREER	152	88	853.57.9%	3	5	46.11

### Webb's Career Highs

Passing Attempts..... 32..... at Detroit, 12/11  
 Completions..... 20..... at Detroit, 12/11  
 Passing Yards..... 195..... at Philadelphia, 12/28/10  
 Long Pass..... 46..... at Philadelphia, 12/28/10  
 QB Rating..... 87.8..... at Philadelphia, 12/28/10  
 Rushing Attempts..... 7..... at Detroit, 12/11/11  
 Rushing Yards..... 109..... at Detroit, 12/11/11  
 Long Rush..... 65t..... at Detroit, 12/11/11  
 Rushing TDs..... 1..... vs. Chicago, 12/20/10, at Philly, 12/28/10, at Detroit, 12/11/11, at Wash, 12/24/11

# 2011 VIKINGS PLAYER BIOS



## #93 KEVIN WILLIAMS • DT 9th Year Vikings/9th Year NFL • Oklahoma State

### 2011 REGULAR SEASON HIGHLIGHTS

- Returned to the Vikings starting lineup in Week 3. Williams had 2 tkls and 3 QBPs.
- Recorded 3 tackles, 1 tackle for loss and 1 QB hurry in a Week 4 loss at KC.
- Finished the Arizona contest with 2 tackles, 3 QB pressures and 1 PBU.
- Had 2 tackles, 1 TFL and 6 QB pressures against Chicago.
- Put up 3 tackles and 3 QBPs in the win over Carolina.
- Put up his best effort of the 2011 season against Oakland. Williams totaled 12 tackles, 2 TFLs, 1 sack. It was Williams first sack since Week 2 of the 2010 season.
- Recorded a sack for the second straight week when taking down Matt Ryan of the Falcons. Williams finished with 6 tackles, 1 sack and 1 forced fumble.
- Finished the Denver game with 3 tackles, 1 TFL.
- Set a season high in tackles with 7 at Detroit and added 1 sack and 4 QBPs.
- Posted 4 tackles and 2 TFLs (season high) in the loss to New Orleans.
- Tied a season high in tackles with 7 against Wash and added 1 sack and 2 QBPs.
- Recorded 2 tackles, 1 TFL, 1.0 sack, and 1 QBH in the season finale vs. Chicago.

### CAREER HIGHLIGHTS

- Williams becomes the 10th Vikings player to reach 50+ career sacks. He reached 50.5 on 11/20/11 against Carson Palmer and the Raiders.
- Has been selected to 6 Pro Bowls. Has been named an All-Pro 5 times during his career.
- 2008 Defensive MVP as voted on by his teammates.
- Was named to the 50 Greatest Vikings team during the 50th season in 2010.
- Tied with Jared Allen for the Vikings record for career INTs by a defensive lineman with 4, including 2 for TDs in 2007.
- Has 52.5 career sacks.

2011 GP/GS	Career GP/GS	Playoffs GP/GS
14/14	140/140	5/5

#### Kevin Williams' 2011 Season Highs

Tackles.....	7	at Kansas City, 10/2/11, at Carolina, 10/30/11, at Washington, 12/24/11
QB Hurries.....	6	at Chicago, 10/16/11
Tackle For Loss.....	2	vs New Orleans, 12/18/11
Sacks.....	2	vs Oakland, 11/20/11

#### Kevin Williams' Career Highs

Tackles.....	11	at Green Bay, 9/8/08
Sacks.....	4.0	vs. Detroit, 10/12/08
QB Hurries.....	9	at Washington, 10/28/10
Forced Fumbles.....	1	11 times, last at Philadelphia, 12/28/10
Interception.....	1	4 times, last at San Francisco, 12/9/07
Long INT Return.....	54	vs. Atlanta, 9/9/07
Fumble Recoveries.....	1	10 times, last at Cleveland, 9/13/09
Long Fumble Return.....	77	vs. Jacksonville, 11/28/04
Passes Defensed.....	3	at N.Y. Giants, 11/13/05; at Green Bay, 11/1/09
Tackles for Loss.....	3.0	at Buffalo, 10/1/06, vs New York Giants, 12/13/10
Blocked FG.....	1	at Green Bay, 9/8/08; at New Orleans, 10/6/08

#### KEVIN WILLIAMS SEASON AND CAREER DEFENSIVE STATS

OPPONENT	U	A	T	TFL	SK	QH	FF	FR	INT	PD
at SD - 9/11										
vs TB - 9/18										
vs DET - 9/25	2	0	2	1.0	0.0	3	0	0	0	0
at KC - 10/2	2	1	2	1.0	0.0	1	0	0	0	0
vs ARI - 10/9	1	1	2	0.0	0.0	3	0	0	0	1
at CHI - 10/16	2	0	2	1.0	0.0	6	0	0	0	0
vs GB - 10/23	1	1	2	0.0	0.0	0	0	0	0	0
at CAR - 10/30	3	0	3	0.0	0.0	3	0	0	0	0
at GB - 11/14	2	0	2	0.0	0.0	1	0	0	0	1
vs OAK - 11/20	7	5	12	3.0	1.0	0	0	0	0	0
at ATL - 11/27	1	5	6	1.0	1.0	0	1	0	0	0
vs DEN - 12/4	2	1	3	1.0	0.0	0	0	0	0	0
at DET - 12/11	2	5	7	2.0	1.0	4	0	0	0	0
vs NO - 12/18	4	0	4	2.0	0.0	0	0	0	0	0
at WAS - 12/24	4	3	7	1.0	1.0	2	0	0	0	0
vs CHI - 1/1	1	1	2	1.0	1.0	1	0	0	0	0
2011 TOTALS	34	23	56	14.0	5.0	24	1	0	0	2
CAREER	404	206	609	65.0	54.5	276	12	10	4	54

## #26 ANTOINE WINFIELD • CB 8th Year Vikings/13th Year NFL • Ohio State

### PLACED ON INJURED RESERVE ON NOVEMBER 16

### 2011 REGULAR SEASON HIGHLIGHTS

- Started at CB in Week 1 and intercepted his 18th pass as a Viking, 24th of his career. Finished the game with 9 tackles and 1 TFL.
- Led all defensive players with 12 total tackles, 11 solo and 1 TFL.
- Played in his 100th game as a Viking during Week 2. Only the 5th DB in Vikings history to do so. He is only the 4th CB in team history to start 100 games (Week 10).
- Recorded a TFL for the 3rd straight game while playing against the Lions. Finished the contest with 8 tackles.
- Finished the Kansas City contest with 8 tackles and 1 PBU.
- Put up 5 tackles, 1 sack and 1 TFL in the loss to Green Bay. Winfield would later break his collar bone before the game was finished. He will miss the rest of the season. It was his 175th career game and 100th start as a member of the Vikings.

### CAREER NOTES

- Winfield now holds the Vikings record for most fumble recoveries by a DB with 8.
- Named to the 50 Greatest Vikings team during the 2010 season.
- Has scored 5 TDs, all since joining the Vikings in 2004.
- Winfield led the secondary and finished the 2010 season with 110 tkls, 3 TFLs, 2 sacks, 2 INTs, 9 PD, 1 FF, 1 FR. The 110 tackles is a Vikings record for a CB.
- Against the Eagles, Winfield was the defensive star of the night. He finished the game with 9 tackles, 2 sacks, 1 TFL, 1 FF, 1 FR, and 1 defensive TD. He is the 1st player in franchise history to record a sack, FF, FR and TD in the same play for the second time.
- Returned the 1st blocked FG for a TD in Vikings history at New Orleans (10/6/08).
- Has 3 Pro Bowls under his belt. 2nd-Team All-Pro in 2008.
- Named the 2006 Korey Stringer Good Guy Award winner by Twin Cities chapter of Pro Football Writers of America for cooperation with the media.
- 2006 team defensive MVP.

2011 GP/GS	Career GP/GS	Playoffs GP/GS
5/5	175/158 (103/100-MIN; 72/58-BUF)	6/6 (5/5-MIN; 1/1-BUF)

#### Antoine Winfield's 2011 Season Highs

Tackles.....	12	vs Tampa Bay, 9/18/11
Solo Tackles.....	11	vs Tampa Bay, 9/18/11
Tackles For Loss.....	1	at San Diego, 9/11/11, vs Tampa Bay, 9/18/11, vs Detroit, 9/25/11, at GB, 11/14/11
Interception.....	1	at San Diego, 9/11/11
Passes Defensed.....	1	at Kansas City, 10/2/11
Sack.....	1	at Green Bay, 11/14/11

#### Antoine Winfield's Career Highs

Tackles.....	16	at Indianapolis, 11/8/04
Forced Fumbles.....	1	12 times, last at Philadelphia, 12/28/10
Fumble Recovery.....	1	10 times, last at Philadelphia, 12/28/10
Interception.....	1	23 times, last vs. Buffalo, 12/5/10
Long INT Return.....	56	at New Orleans, 10/17/04
INT Return TD.....	1	vs. Chicago, 9/24/06; vs. Atlanta, 9/9/07
Passes Defensed.....	4	at Green Bay, 12/21/06; vs. Chicago, 12/17/07
Sack.....	2.0	at Philadelphia, 12/28/10
QB Hurries.....	2	at Philadelphia, 9/20/04; vs. New England, 10/30/06
Blocked FG Return.....	1	at New Orleans, 10/6/08
Long Blk FG Return.....	59	at New Orleans, 10/6/08
Fumble Return TD.....	45	at Philadelphia, 12/28/10

#### WINFIELD'S SEASON AND CAREER STATS

OPPONENT	U	A	T	TFL	SK	QH	FF	FR	INT	PD
at SD - 9/11	7	2	9	1.0	0.0	0	0	0	1	0
vs TB - 9/18	11	1	12	1.0	0.0	0	0	0	0	0
vs DET - 9/25	5	3	8	1.0	0.0	0	0	0	0	0
at KC - 10/2	6	2	8	0.0	0.0	0	0	0	0	1
vs ARI - 10/9										
at CHI - 10/16										
vs GB - 10/23										
at CAR - 10/30										
at GB - 11/14	5	0	5	1.0	1.0	1	0	0	0	0
2011 TOTALS	34	8	42	4.0	1.0	1	0	0	1	1
CAREER	834	235	1069	48.0	7.0	21	12	10	24	147



**SHOW YOUR  
HORNS**

**BIOS OF PLAYERS NOT IN  
VIKINGS MEDIA GUIDE**



**57 XAVIER ADIBI**

Linebacker  
6-2, 242  
4th NFL Season  
1st with Vikings

Virginia Tech  
FA (Hou) for 2011  
DOB: 10/18/84  
Hampton, VA

**GAMES/STARTS** (regular season, playoffs) 2008 (7/5-Hou), 2009 (16/0-Hou), 2010 (11/3-Hou). Total - 33/8 (33/8-Hou).  
 • Acquired by Vikings the day after final roster cuts to 53 players after being waived by Houston.  
 • Started 8 games for Texans including career-high 5 games as a rookie in 2008.

**OFF THE FIELD** Majored in residential property management at Virginia Tech.  
**HONORS** Named to All-Rookie team by Pro Football Weekly and The Sporting News in 2008.

**PRO** Provides Vikings with veteran depth at LB and has been a starter during his career...Earned All-Rookie honors from Pro Football Weekly and Sporting News in 2008. Started 5 of the 7 games he played as a rookie...Notched career-best 14 tackles in his 1st career start at Indianapolis (11/16)...Opened 3 games in 2010.

**2010** Started 3 of the 11 games he played...Notched season-best 8 tackles with 2 tackles for loss vs. Jacksonville (1/2/11)...Had a pair of 4-tackle games at Washington (9/19) and vs. Dallas (9/26).

**2009** Saw time in all 16 games...Had a special teams stop and a forced fumble at Miami (12/27).

**2008** Made immediate impact by playing in 7 games with 5 starts...Started 1st career game at Indianapolis (11/16)

**ADIBI'S NFL TOTALS**

Year	GP/GS	Solo	Asst.	Total	Sacks	INTS	PD	TFL	QBH	FF/FR	Sp. Tms	Tackles	
												INTS	FF/FR
2008 (Hou)	7/5	26	8	34	1.0	0	1	0	0	0	0/1	0	0
2009 (Hou)	16/0	2	1	3	0	1 (3)	4	0	0	1/0	7	7	0
2010 (Hou)	10/3	13	5	18	0	0	0	2.0	0	1/0	6	6	0
<b>Totals</b>	<b>33/8</b>	<b>41</b>	<b>14</b>	<b>55</b>	<b>1.0</b>	<b>1 (3)</b>	<b>5</b>	<b>2.0</b>	<b>0</b>	<b>2/1</b>	<b>13</b>	<b>13</b>	<b>0</b>

**SINGLE-GAME CAREER HIGHS**

Tackles.....14 .....@ Indianapolis, 11/16/08  
 Forced Fumble.....1 .....@ Miami, 12/27/09; @ Denver, 12/26/10  
 Fumble Recovery.....1 .....@ Cleveland, 11/23/08

KICKOFF EXECUTIVES STAFF COACHES PLAYERS ROOKIES 2010 SEASON RECORDS PLAYOFF RECORDS HISTORY EXTRA POINTS



**51 LARRY DEAN**

Linebacker  
6-0, 226  
Rookie NFL Season  
Rookie with Vikings

Valdosta State  
Rookie FA for 2011  
DOB: 8/7/88  
Tifton, GA

• The lone rookie free agent to make the Vikings 53-man roster following roster cuts.  
 • Broke the Valdosta State career tackles record held by former Blazer star and NFL standout Jessie Tuggle.

**OFF THE FIELD** Majored in criminal justice, earning his bachelor's degree in the summer, just days before joining the Vikings at training camp.

**PRO** The lone Vikings rookie free agent to earn a spot on the 53-man roster entering Week 1 preparation for season opener at San Diego...Joins Vikings teammates Jim Kleinsasser, Kenny Onatolu and Brandon Fusco as former Division II players on the Vikings roster.

**COLLEGE** Started in all 47 career games he played...Consensus All-America as a senior at Valdosta...Earned Daktronics National Defensive Player of the Year honors...Left VSU as the school record holder in tackles with 368 and set the Gulf South Conference record in career tackles...Named Gulf South Defensive Player of the Year...Helped Valdosta win 2007 Division II national championship as a freshman...Notched 9.5 sacks in his career, forced 5 fumbles and blocked a pair of PATs.  
**PREP** Standout at Tift County High in Tifton, GA was twice named Region 1-AAAAA Defensive Player of the Year.

KICKOFF EXECUTIVES STAFF COACHES PLAYERS ROOKIES 2010 SEASON RECORDS PLAYOFF RECORDS HISTORY EXTRA POINTS



# 22 BENNY SAPP

**Cornorback**  
5-10, 190  
8th NFL Season  
3rd with Vikings

**Northern Iowa**  
UFA (Mia) for 2011  
DOB: 1/20/81  
Ft. Lauderdale, FL

**GAMES/STARTS (regular season, playoffs)**  
2008 (15/7-KC), 2005 (16/3-KC), 2006 (11/0-KC), 2007 (14/2-KC), 2008 (14/4, 1/1), 2009 (16/7, 2/2), 2010 (16/6-Mia), 2011 (1/1-Mia). Total...102/24, 3/3 (30/11), 3/3-Minn., 36/6-KC, 11/77-Mia).  
• Has started 11 games in 2 seasons for the Vikings, including a career-best 7 in 2009.

• Returned to Vikings on 11/16/11 as a free agent after being traded from Vikings to Dolphins in preseason 2010.

**OFF THE FIELD** Majored in sociology...Has a son, Benny III, and a daughter, Brianna...Teammates at Iowa with Vikings LB Chad Greenway...High school teammates with Eagles CB Asante Samuel at Boyd Anderson High in Ft. Lauderdale.

**PRO** Returned to Vikings on 11/16/11, his 2nd stint with the Vikings...Was traded to Miami by the Vikings on 8/25/10 in a deal for WR Greg Camarillo...Started 1st career playoff game vs. Philadelphia (1/4/09) in NFC Wild Card game...Teammates with DE Jared Allen in Kansas City...Started 4 games in 2008, his 1st season with the Vikings...Set career-high with 2 INTs in 2008...Joined the Vikings as a free agent on 3/25/08...Started 6 career games in his 4-year career with Chiefs, including career-best 3 in 2005...Had career-best 2.5 sacks in 2005 and career-high 30 tackles...Served as a backup in 2006 and 2007 to veteran CB Ty Law...Played under Dick Vermeil in his final season as an NFL head coach in 2005...Originally entered the NFL as a rookie free agent with Kansas City in 2004.

**2011** Signed by Vikings as a free agent on 11/16 when Antonio Winfield was placed on injured reserve...Started season opener for Miami vs. New England (9/12) on Monday Night Football when Dolphins opened in nickel defense...Notched 4 solo tackles and a pass defended in his lone game for Miami...Released by Miami on 9/14.

**2010** Started 6 of the 16 games he played...Started 1st game as a Dolphin at Buffalo (9/12)...Ended season with 37 tackles, 2 INTs, a FR, 10 passes defended and 4 special teams tackles...Started game at Minnesota (9/19) in 2nd game of season, just weeks after being traded away from the Vikings...Notched season-high 10 tackles at Cincinnati (10/31)...Shared INTs off Jay Cutler vs. Chicago (11/18) and Ryan Fitzpatrick vs. Buffalo (12/19).

**2009** Had career-best 7 starts in the regular season and started both playoff contests...Stepped in at CB when starter Antonio Winfield was sidelined by injury...Vikings went 5-2 in the 7 starts...During 6-game span when he filled in for Winfield at LCB he notched 2.5 tackles, 2 passes defended and 2 forced fumbles...Beat his previous career high in tackles by 10 for the season with 55 and had a career-best 7 passes defended...Notched season-high 7 tackles at St. Louis (10/11) along with a tackle for loss and batting down a pass in the end zone...Started both playoff games, the 1st time in his career he advanced to a Championship game.

**2008** Was active for all but 2 games including 11 straight to end the season...Got starts in 3 consecutive weeks as the nickel back vs. Chicago (1/13/0), at Detroit (12/7), and at Arizona (12/14)...Ranked 2nd among Vikings with 13 INT-return yards for the season and tied for team-high with 2 picks...Led the Vikings in special teams tackles in Wild Card Playoff vs. Philadelphia (1/4/09), adding 3 on the defensive side of the ball...Posted a season-high 7 tackles against Arizona (12/14)...Grabbed 1st INT as a Viking at Jacksonville (11/23)...Shared his

2nd INT in consecutive weeks, grabbing a Kyle Orton pass vs. Chicago (11/30).

**2007** Had 2 starts in his 14 games...Shared 2nd career INT vs. Green Bay (11/4), taking a pass off Brett Favre back 15 yards to set up a Chiefs TD...Moved into kickoff return role, posting 15 returns...Joined LB Donnie Edwards to force a fumble vs. Oakland (11/25) and recovered on the same play.

**2006** Notched 10 special teams tackles while playing in 11 games...Had career-best 3 special teams stops vs. Denver (11/23/06)...Inactive for AFC Wild Card Playoff game at Indianapolis (1/6/07)...Missed 5 games with knee injury suffered vs. San Francisco (10/7).

**2005** Saw action in all 16 games and started career-best 3 contests...Had 2.5 sacks, his career total for sacks...Had 1st career sack and forced a fumble on the play with a strip of Raiders QB Kerry Collins at Oakland (9/18)...Started 1st career game vs. Philadelphia (10/2), opening the game at CB and followed it with starts at Houston (11/20) and at Dallas (12/11)...Shared a sack of Gus Frierotte at Miami (10/21) and had a full sack of Jon Kitna vs. Cincinnati (1/1/06) in regular season finale...Posted career-high 10 tackles at Houston (11/20).

**2004** Saw action in 15 games and started 1...Started 1st career game when Chiefs opened in dime defense at Jacksonville (10/17)...Snares 1st career INT off Kerry Collins vs. Oakland (12/25/04)...Played 1st career game vs. Carolina (9/19)...Forced a fumble on Chargers RB Michael Turner at San Diego (11/2/05).

**COLLEGE** Started 15 games in his 24 contests at Northern Iowa for his final 2 collegiate seasons...Earned 1st-team All-Gateway Conference recognition as a senior with 48 tackles, 2 INTs and 18 passes defended while also seeing time on offense with 7 catches for 147 yards and 2 TDs...In his 1st season at UNI, was named to the Gateway's All-Newcomer Team in 2002...Notched 4 INTs as a junior in 2002...Started 20 of the 24 games he played at Iowa as a freshman and sophomore...Started all 12 games in 2001 as a sophomore and 8 times in 2000.

**PREP** Honorable Mention All-State honoree at Boyd Anderson High in Ft. Lauderdale, FL...Named 1st-team All-Broward County...Lettered in football, wrestling, volleyball and track.

## SAPP'S NFL TOTALS

Year	Tackles					INTs	PBU	TFL	QBH	FFFR	Special Teams
	GP/GS	Solo	Asst.	Total	Sacks						
2004 (KC)	15/1	9	6	15	0.0	1 (0)	3	-	1	1/0	13
2005 (KC)	16/3	30	15	45	2.5	0	6	-	3	1/0	6
2006 (KC)	11/0	10	1	11	0.0	0	0	-	0	0/0	10
2007 (KC)	14/2	27	3	30	0.0	1 (15)	2	-	0	1/1	1
2008	14/4	12	10	22	0.0	2 (13)	4	0.0	0	0/0	8
Playoffs	1/1	3	0	3	0.0	0	0	0.0	0	0/0	2
2009	16/7	47	8	55	0.0	0	7	3.0	0	2/0	5
Playoffs	2/2	5	0	5	0.0	0	0	0.0	0	0/0	0
2010 (MIA)	16/6	31	6	37	0.0	2 (9)	10	-	-	0/1	4
2011 (MIA)	1/1	4	0	4	0.0	0	1	-	-	0/0	0
<b>Totals</b>	<b>103/24</b>	<b>170</b>	<b>49</b>	<b>219</b>	<b>2.5</b>	<b>6 (37)</b>	<b>33</b>	<b>3.0</b>	<b>4</b>	<b>5/2</b>	<b>47</b>
Playoffs	3/3	8	0	8	0.0	0	0	0.0	0	0/0	2

## SINGLE-GAME CAREER HIGHS

Tackles...10...@ Houston, 11/20/05; @ Cincinnati, 10/31/10  
Interception...1...6 times, last vs. Buffalo, 12/19/10  
Long INT Return...15...vs. Green Bay, 11/4/07  
Sack...1.0...@ Oakland, 9/18/05; vs. Cincinnati, 1/1/06  
Passes Defensed...2...vs. Denver, 12/19/04; @ Jacksonville, 11/23/08; vs. Tennessee, 11/14/10; at Oakland, 11/28/10  
Forced Fumble...1...3, last vs. San Diego, 11/25/07  
Fumble Recovery...1...vs. Oakland, 11/25/07  
Special Teams Tackles...3...vs. Denver, 11/23/06

## SAPP'S INTERCEPTIONS

GAME	INT	OB	OB	SACKS
vs. Oakland, 12/25/04	1 (0)	Kerry Collins	OB	SACK
vs. Green Bay, 11/4/07	1 (15)	Brett Favre	OB	10
@ Jacksonville, 11/23/08	1 (1)	David Garrard	OB	0.5
vs. Chicago, 11/30/08	1 (14)	Kyle Orton	OB	1.0
vs. Chicago, 11/18/10	1 (0)	Jay Cutler	OB	2.5
vs. Buffalo, 12/19/10	1 (9)	Ryan Fitzpatrick	OB	0
<b>Total</b>	<b>6 (37)</b>			

## SAPP'S SACKS

GAME	INT	OB	OB	SACKS
@ Oakland, 9/18/05	1 (0)	Kerry Collins	OB	SACK
@ Miami, 10/21/05	1 (15)	Gus Frierotte	OB	1.0
vs. Cincinnati, 1/1/06	1 (14)	Jon Kitna	OB	1.0
<b>Total</b>	<b>3 (37)</b>			





## 89 ALLEN REISNER

Iowa  
Rookie FA for 2011  
DOB: 9/29/88  
Cedar Rapids, IA

Tight End  
6-3, 255  
Rookie NFL Season  
Rookie with Vikings

- Acquired by Vikings as a rookie free agent days before the start of 2011 training camp.

- Teammates at Iowa with fellow rookie DT Christian Ballard.

### OFF THE FIELD

Majorred in interdepartmental studies.  
**PRO** Signed to Vikings 53-man roster on 9/10/11, the day before season opener at San Diego. Originally made the Vikings regular roster after preseason on 9/3/11 but was released the following day to make room for signing veteran LB Xavier Adibi. Signed to practice squad on 9/5/11 and spent week preparing for the season opener on practice squad. Had impressive preseason as a receiving TE blocker and on special teams. Caught 3 passes for 34 yards with a long of 19 during preseason action.

**COLLEGE** Started all 13 games for Iowa as a senior. Hauled in 42 catches for 460 yards and 2 TDs as a senior. Earned 2nd-Team All-Big 10 as a senior from league coaches. Named 1 of 8 finalists for John Mackey Award in 2010 as the top collegiate TE. Saw time in 13 games as a junior. Caught 1st career TD as a sophomore against Wisconsin. Was 1 of 11 Iowa true freshman to see action in 2007.

**PREP** Earned All-State honors at Marion High in Marion, IA. Set school record for career TDs and played on defensive line.

KICKOFF

EXECUTIVES

STAFF

COACHES

PLAYERS

ROOKIES

2010 SEASON

RECORDS

PLAYOFF RECORDS

HISTORY

EXTRA POINTS



## 61 JOE BERGER

Guard/Center  
6-5, 315  
7th NFL Season  
1st with Vikings

Michigan Tech  
UFA (Mia) for 2011  
DOB: 5/25/82  
Newaygo, MI

**GAMES/STARTS** (regular season, playoffs) 2005 (3/0-Mia), 2006 (0/0-Mia/Dall), 2007 (3/0-Dall), 2008 (5/0-Mia), 2009 (16/6-Mia), 2010 (15/14-Mia). Total: 42/20 (34/10-Mia, 8/0-Ball).

- Signed by Vikings on 9/12/11, the day after the regular season opener.

- Was the 3rd player drafted from Michigan Tech when he was selected in 6th round of 2005 Draft by Carolina.

- Joins fellow Division II products on the Vikings roster- Jim Kleinsasser (North Dakota), Kenny Onatolu (Nebraska-Omaha), Larry Dean (Valdosta State) and Brandon Fusco (Slippery Rock).

### OFF THE FIELD

Majorred in mechanical engineering. Has been active in community outreach during his Miami career. Married to Abigail.

**PRO** Acquired by Vikings on 9/12/11, the day after the regular season opener. Spent 2011 preseason and training camp with Miami. Signed as an unrestricted free agent on 2/27/09 by Miami from Dallas. Spent final part of 2006 season, 2007 and 2008 seasons with Dallas after being claimed off waivers by Dallas from Miami on 11/24/06. Saw action in final

3 games as a rookie with Miami in 2005 after spending opening 11 games of season inactive. Joined Miami after being signed off Carolina practice squad on 9/7/05. Was waived in Carolina's final roster cuts on 9/3/05 and signed to Panthers practice squad the following day before being signed by Miami to 53-man roster. Spent training camp and preseason with Carolina in 2005 after being drafted in 6th round (#183).

**2010** Saw time in 15 games with Miami with career-high 14 starts at C. Started opening 9 games of the season. Missed lone game of season vs. Chicago (1/17/18) with knee injury.

**2009** Started final 6 games of season at C. Earned 1st career start at Buffalo (11/29). Played in all 16 games.

**2008** Saw time on special teams for Dallas in opening 5 games of the season. Inactive for the final 11 games.

**2007** Played in 1 game during season in regular season finale at Washington (12/30). Inactive for 13 games. Dressed but did not play in 2 games. Was inactive for playoff game.

**2006** Spent time with Miami and Dallas during season. Was inactive for all 16 games during season between the 2 clubs. Inactive in 11 games with Miami and 5 with Dallas after being claimed off waivers from Miami on 11/24.

**2005** Saw action in 3 games as a rookie with Miami, each of the final 3 contests. Inactive in 12 games for the Dolphins. Signed off Carolina practice squad to Miami's 53-man roster in Week 1 of season on 9/7. Waived following preseason by Carolina and signed to Panthers practice squad the following day on 9/4. Originally drafted in 6th round (#183) by Carolina.

**COLLEGE** Was a 28-game starter at Michigan Tech at RT. Earned 1st-Team All-Great Lakes Intercollegiate Conference honors as a junior and senior. Earned Jim Langer Award as the most valuable offensive lineman in the Cactus Bowl, the Division II all-star game. Started 3 games as a redshirt freshman in 2001 at LT.

**PREP** Earned All-Conference honors and Academic All-State as a senior. Played 2 seasons of football at Newaygo High in Michigan. Served as team captain as a senior.

KICKOFF

EXECUTIVES

STAFF

COACHES

PLAYERS

ROOKIES

2010 SEASON

RECORDS

PLAYOFF RECORDS

HISTORY

EXTRA POINTS



# 18 SAGE ROSENFELS

**Quarterback**  
6-4, 222  
11th NFL Season  
2nd with Vikings

Iowa State  
FA for 2011  
DOB: 3/6/78  
Maquoketa, IA

**GAMES/STARTS** (regular season, playoffs) 2001 (0-0-Wash.), 2002 (4/0-Mia.), 2003 (3/1-Mia.), 2005 (4/1-Mia.), 2006 (6/0-Hou.), 2007 (9/5-Hou.), 2008 (6/5-Hou.), 2009 (0/0-Minn.), 2010 (12/0-NYG), Total - 44/12 (13/2-Mia., 19/10-Hou., 12/0-NYG, 0/0-Minn.)

- Started 10 games in 2 seasons for Houston.
- Native of Maquoketa, IA, starred at Iowa State, leading the Cyclones to their 1st bowl game in 22 years as a senior, toppling Pitt in the Insight.com Bowl.

**OFF THE FIELD** Holds degree in marketing from Iowa State, married to Maria with daughters, Ava and Lola, and a son, Peyton. Member of National Honor Society at Maquoketa High. Avid golfer.

**PRO** Originally entered the NFL as a 4th-round draft pick (6/09) by Washington in 2001. Traded from Washington to Miami during 2002 preseason. Spent 2002-05 seasons with Miami and 2006-08 with Houston. Signed as a free agent with Houston on 3/12/06. Went on injured reserve with broken throwing wrist on 11/28/06, suffering injury when he filled in as the holder on FG at NY Jets (11/26/06) and covered a missed FG, making the tackle on the play. Threw career-best 4 TDs vs. Tennessee (10/21/07) after coming into the game for injured starter Matt Schaub and threw for 249 yards in the 4th quarter, the 2nd-most 4th-quarter passing yards in NFL history. Had career-best 294 passing vs. Baltimore (11/9/08).

**2011** Acquired by Vikings as a free agent on 12/2 after his release by Miami. Signed by Vikings following release of Donovan McNabb. Spent time with NY Giants during preseason before going on injured reserve with illness on 9/2 and was released by Giants on 10/4. Signed by Miami on 10/6 and placed on reserve/non-football injury with illness on 10/25. Released by Miami on 12/1.

**2010** Played in 12 games as the holder for Giants FGs and PATs. Traded to Giants by Vikings on 9/3.

**2009** Did not see game action, serving as Vikings 3rd QB throughout the regular season and both playoff games. Was slated to battle Tarvaris Jackson for starting job during the season before veteran Brett Favre came out of retirement and joined the team after the 1st-preseason game of the season.

**2008** Started 5 games in place of regular starter Schaub during the season. Helped Texans rank #3 in the NFL in total offense and #4 in passing offense. Threw for career-high 294 yards vs. Baltimore (11/9/08) in his 2nd start of the season. Had season-best 103.2 passer rating vs. the Vikings when he replaced Schaub at the Metrodome (11/2), completing 21-of-29 passes in the game. Won final 2 starts of the season at Cleveland (11/23) and vs. Jacksonville (12/1).

**2007** Went 4-1 in 5 starts on the season, including wins over playoff-bound Tampa Bay and Jacksonville. Guided team to 1st career win in a start at Oakland (1/14). Ranked behind only Patriots QB Tom Brady for 4th-quarter passing rating of 112.9. Notched 1st career rushing TD with a 5-yarder vs. Denver (12/13). Had impressive outing vs. Tennessee (10/21) when he replaced Schaub in the 2nd quarter and went on to throw for 290 yards and 4 TDs, with 249 of the yards and all 4 TDs coming in the 4th quarter, as he rallied the team from

a 32-7 deficit in the 4th quarter to take a 36-35 lead before a late Titans FG gave them the win. Had a pair of season-long 53-yard passes - a TD to WR Andre Davis vs. Tennessee (10/21) and a 53-yard gain to RB Ahman Green at Oakland (11/4).

**2006** Saw action in 4 games. Threw all 3 TDs on the season at Tennessee (10/29) when he entered the game in the 2nd half, notching his 1st career passer rating of 100+ points, finishing with a 116.0 mark.

**2005** Played in 4 games and started 1. Threw TDs in 3 of his 4 appearances. Sparked the biggest comeback win in Dolphins history vs. Buffalo (12/4) when he rallied the team from a 23-3 4th-quarter deficit to take a 24-23 win, throwing for 272 yards and a pair of TDs, hitting RB Ronnie Brown on a 23-yard score with 7:35 remaining to cut the Bills lead and throwing the 4-yard game-winner to WR Chris Chambers with :06 remaining in the game. Entered game vs. NY Jets (12/18) in the 2nd half and engineered another 4th-quarter comeback win, trailing 17-10 entering the final quarter and guiding the Dolphins to 2 TDs, including a 50-yard TD pass. Made his 1st pass attempt in 4th-quarter duty vs. Kansas City (10/21) memorable with a career-long 77-yard TD to Chambers.

**2004** Played in 3 games and started 1st career contest in season finale at Baltimore (12/05). Got off to a fast start vs. Ravens by throwing a 76-yard TD to Chambers on the 1st play from scrimmage and ended day with 264 yards. Only other action of the season came in games vs. Cleveland (12/26) and at San Francisco (11/28) when he didn't attempt a pass.

**2003** Saw time in 2 games. Threw 1st career TD in 1st action of the season, hitting Donald Lee for a 21-yard score at Tennessee (11/9) with 20 left in the game. Connected on 1st career NFL pass with a 5-yard completion to RB Travis Milnor in Tennessee game, ending day going 4-of-6 for 50 yards.

**2002** Played in 4 games on the season but attempted all 3 passes in his 1st career game at Green Bay (11/4) on Monday Night Football, going 0-for-3. Spent training camp and bulk of preseason with Washington. Acquired by Dolphins from Redskins on 8/22/02 for a draft choice in the 2003 Draft.

**2001** Spent rookie season primarily as Redskins 3rd QB after being drafted in the 4th round (#109). Spent 2 weeks as the backup QB but did not play. Played under head coach Marty Schottenheimer on the 8-8 Redskins club.

**COLLEGE** Was full-time starter as a junior and senior at Iowa State. Guided Cyclones to Insight.com Bowl against Pittsburgh as a senior in 2000, the 1st bowl game for the school in 22 years. Team went 9-3 in 2000, including bowl win over Pitt. Ran for 14 TDs during his collegiate career, 10 of those coming as a senior. Served as co-captain as a senior. Redshirted as a freshman in 1996.

**PREP** Multi-sport athlete at Maquoketa High in rural eastern Iowa. Earned All-State honors at DB. Lettered in football, basketball, baseball, tennis and track. Earned All-State honors in football, basketball and baseball and ran in the state track meet. Played #1 singles for the Cardinals tennis team.

## ROSENFELS' NFL TOTALS

Year	GP/GS	Att.	Comp.	Pct.	Yards	Yds/Att	TD	INT	LG	Sk/Yds	Rating
2001 (Wash.)	0/0	0	0	0.0	0	0.0	0	0	0	0/0	0.0
2002 (Mia.)	4/0	3	0	0.0	0	0.0	0	0	0	0/0	39.6
2003 (Mia.)	2/0	6	4	66.7	50	8.3	1	0	21t	0/0	131.9
2004 (Mia.)	3/1	39	16	41.0	264	6.8	1	3	76t	3/16	41.0
2005 (Mia.)	4/1	61	34	55.7	462	7.6	4	3	77t	0/0	81.5
2006 (Hou.)	4/0	39	27	69.2	265	6.8	3	1	28	1/5	103.0
2007 (Hou.)	9/5	240	154	64.2	1,684	7.0	15	12	53t	6/48	84.8
2008 (Hou.)	6/5	174	116	66.7	1,431	8.2	6	10	61	9/58	79.5
2009 (Minn.)	0/0	0	0	0.0	0	0.0	0	0	0	0/0	0.0
2010 (NYG)	12/0	0	0	0.0	0	0.0	0	0	0	0/0	0.0
<b>Totals</b>	<b>44/12</b>	<b>562</b>	<b>351</b>	<b>62.5</b>	<b>4,156</b>	<b>7.4</b>	<b>30</b>	<b>29</b>	<b>77t</b>	<b>19/127</b>	<b>81.2</b>

Record as Starter (regular/playoffs): 6-6; 0-1 in 2004, 0-1 in 2005; 4-1 in 2007; 2-3 in 2008.

## RUSHING

Year	Att.	Yards	Avg.	LG	TD
2002	2	-9	-4.5	-2	0
2003	1	-1	-1.0	-1	0
2005	6	15	2.5	12	0
2006	4	5	1.3	7	0
2007	21	51	2.4	19	1
2008	11	37	3.4	15	0
<b>Totals</b>	<b>45</b>	<b>98</b>	<b>2.2</b>	<b>19</b>	<b>1</b>

## SINGLE-GAME CAREER HIGHS

Attempts.....38.....vs. Baltimore, 11/9/08; @ Baltimore, 12/0/07  
 Completions.....27.....vs. Tampa Bay, 12/9/07  
 Passing Yards.....294.....vs. Baltimore, 11/9/08  
 TD Passes.....4.....vs. Tennessee, 10/21/07  
 Long Pass.....77t.....vs. Kansas City, 10/21/05  
 Highest QB Rating.....116.6.....vs. Tampa Bay, 12/9/07  
 Rushing Attempts.....7.....@ Oakland, 11/4/07  
 Rushing Yards.....19.....@ Tennessee, 12/2/07  
 Long Rush.....19.....@ Tennessee, 12/2/07  
 Rushing TDs.....1.....vs. Denver, 12/13/07

## ROSENFELS TD TARGETS

PLAYER	TDs
Andre Johnson	9
Kevin Walter	5
Owen Daniels	4
Chris Chambers	3
David Anderson	2
Ronnie Brown	1
Mary Booker	1
Andre Davis	1
Joel Driesen	1
Vonta Leach	1
Donald Lee	1
Jeb Pustler	1
<b>Total</b>	<b>30</b>



## 16 EMMANUEL ARCENEAUX

**Wide Receiver**  
6-2, 215  
1st NFL Season  
1st with Vikings

**Alcorn State**  
FA for 2011  
DOB: 9-17-87  
Alexandria, LA

**GAMES/STARTS** (regular season, playoffs) No NFL Experience. Total- 0/0.

• Signed by the Vikings in January 2011 after 2 successful seasons in the Canadian Football League with the BC Lions.

**OFF THE FIELD** Majored in recreation at Alcorn State. In addition to participating in mentoring programs at the local Boys and Girls Club, Emmanuel has also worked to secure athletic scholarships for eligible students at his alma mater, Peabody Magnet High School...Attended Alcorn State, same alma mater as Vikings coach Leslie Frazier...joins Vikings LB Kenny Onatolu as former CFL stars playing for the Vikings.

**PRO** Completed 130 receptions and 1,972 receiving yards in just 2 seasons in the CFL, having started all 36 games of CFL career... Had 12 TDs and a career average of 15.2 yards per catch to go with 5 career 100-yard games.

**2010** Reached the 1,000-yard receiving mark for the 1st time in his pro career...Ranked 11th in the CFL with 1,114 yards on 67 catches with 5 TDs... Had 3 games with 100+ yards, including a career-high 164 on 8 catches in the vital win at Hamilton to secure a playoff spot...Caught 11 passes or 30+ yards to rank 3rd

in the CFL...Had 5 catches for 80 yards and a TD in the West Semi-Final at Saskatchewan.

**2009** Finished 3rd on the team with 858 yards on 63 receptions with 7 TDs...Recorded season-highs of 158 yards and 9 receptions vs. Winnipeg (8/21) and had pair of 100-yard games...Had 12 catches for 789 yards, most notably a key 49-yard grab at Hamilton in the East Division Semi-Final.

**COLLEGE** Appeared in 32 games over 4 seasons (2005-08) at Alcorn State and recorded 99 receptions for 1,618 yards and 12 TDs...Was the team's 3rd-leading receiver in 3 of his 4 seasons and the school's 2nd-leading receiver in 2007...Member of the Alcorn State track team.

**PREP** Attended Peabody Magnet High in Alexandria, LA and lettered in football and track/field...Was an All-District WR and 5 and was an honorable mention kicker during his senior season.

# **MATT KATULA**

**LS / #48**

**6-6 / 265**

**COLLEGE: WISCONSIN**

**HOMETOWN: WAUKESHA, WI**

**DOB: 8/22/82**

**7<sup>TH</sup> NFL SEASON**

**1<sup>ST</sup> VIKINGS SEASON**

**GAMES/STARTS (regular season, playoffs)** 2006 (16/0-BALT), 2007 (16/0-BALT), 2008 (16/0-BALT), 2009 (16/0-BALT), 2010 (8/0-NE). **Total-** 88/0, 7/0 (80/0, 6/0-BALT, 8/0, 1/0-NE).

- Joined Vikings on 11/29/11 after regular long snapper Cullen Loeffler went on Injured Reserve.
- Handled snapping duties for Baltimore for opening 5 seasons of his NFL career.

**OFF THE FIELD** Majored in political science...Grew up in Waukesha, WI and attended University of Wisconsin...Married to Alison, has 2 daughters, Lillian and Caroline.

**PRO** Has played on a pair of Division-winning teams during career- 2010 New England and 2006 Baltimore....Spent opening 5 seasons of his career with Baltimore, never missing a game for the Ravens from 2005-09...Saw action in final 8 regular season games with New England in 2010 and playoff action...Has been in 7 career playoff games, including 2008 AFC Championship game with Baltimore.

**2011** Signed with Vikings on 11/29/11 as a free agent on the day regular long snapper Cullen Loeffler went on injured reserve...Spent preseason with New England.

**2010** Signed by New England at midseason and played in final 8 regular season games...Snapped in playoff game...Joined Patriots on 11/10/10, seeing 1st action with team at Pittsburgh (11/14)...Spent training camp and preseason with Baltimore before his release on 8/14/10.

**2009** Played in all 16 games and both playoff contests...Notched 4 special teams tackles in regular season and added 2 in playoffs.

**2008** Played in every game and helped Ravens advance to AFC title game, falling to Pittsburgh...Handled 184 snaps during the season and 30 more in playoffs.

**2007** Saw time in all 16 games and notched 7 special teams tackles, all solos.

**2006** Played in all 16 games and notched 5 special teams tackles...Saw 1st career playoff action in AFC Divisional game vs. Indianapolis (1/13/07) where he had a tackle.

**2005** Saw time in all 16 games...Originally joined Ravens as a rookie free agent on 4/29/05.

**COLLEGE** Played in 48 of 51 career games with the Badgers and was a 4-time letterman...Handled snapping duties all 4 seasons at UW.

**PREP** Standout on offense and defense at Catholic Memorial High in Waukesha, WI.

# JARRAD PAGE

S

6-0 / 225

COLLEGE: UCLA

HOMETOWN: SAN LEANDRO, CA

DOB: 10/19/84

6<sup>TH</sup> NFL SEASON

1<sup>ST</sup> VIKINGS SEASON

**GAMES/STARTS (regular season, playoffs)** 2006 (16/2, 1/1-KC), 2007 (16/16, 1/0-KC), 2008 (16/16-KC), 2009 (5/5-KC), 2010 (10/1, 1/0-NE), 2011 (6/5-PHI). Total- 69/45, 3/1 (53/39, 2/1-KC, 10/1, 1/0-NE, 6/5-PHI).

- Joined Vikings on 11/29/11 as a free agent after starting 2011 season with Philadelphia.
- Standout at UCLA in football and baseball, was drafted in 2002 by Milwaukee Brewers.

**OFF THE FIELD** Name is pronounced Jared...Majored in political science...Was a standout baseball player at UCLA along with starring in football.

**PRO** Joined Vikings after a pair of safeties, Husain Abdullah and Tyrell Johnson, were placed on IR on 11/29/11...Came to Vikings with 45 career starts in 69 career regular season games and saw action in 3 career playoff games with 1 start...Began career with Kansas City as a 7th-round draft pick in 2006...Teammates at KC with fellow Vikings defenders Jared Allen and Benny Sapp...Was at KC when Vikings Special Teams Coordinator Mike Priefer was on Chiefs coaching staff...Had career-best 2 INTs in a game and added a sack at Oakland (12/23/06) as a rookie...Started AFC Wild Card playoff game at Indianapolis (1/6/07) and snared an INT off Peyton Manning.

**2011** Signed with Vikings on 11/29/11 after his release by Philadelphia 2 weeks prior...Started opening 5 games of season for Philadelphia and played in 6 games overall.

**2010** Started 1 game and played in 10 in lone season with New England...Grabbed 2 INTs during season...Started lone game of season at Buffalo (12/26)...Played in AFC Divisional Playoffs vs. NY Jets (1/16/11).

**2009** Had promising season cut short by injury...Started opening 5 games of season and notched 20 tackles before being sidelined with shoulder and calf injuries...Was placed on injured reserve on 11/4/09.

**2008** Notched career-best 83 tackles and started all 16 games...Had career-high 4 INTs along with 2 FFs and 2 FRs...Led team with 10 passes defended...Ranked 3rd on team with 83 tackles...Matched career-best 10 tackles vs. Miami (12/21).

**2007** Stepped into starting lineup at FS, opening all 16 games for the 1st time in his career...Notched 64 tackles and grabbed 3 INTs...Ranked 2nd among DBs and 6th on team with 64 tackles...Set career-high with 10 tackles at San Diego (9/30).

**2006** Started 16 games as a rookie and started 2...Started 1st career game at Miami (11/12)...Tied for 2nd on team with 3 INTs...Had career-best 2 INTs and a sack at Oakland (12/23), all against Raiders QB Andrew Walter...Had 1st career INT vs. Oakland (11/19)...Played in 1st career game vs. Cincinnati (9/10)...Started 1st career playoff game in AFC Wild Card playoffs at Indianapolis (1/6/07).

**COLLEGE** Started...45 of 49 games played at UCLA...Ranked 2nd on team as a senior with 75 tackles...Named Honorable Mention All-Pac 10 as a sophomore and junior.

**PREP** All-State honoree at San Leandro (CA) High...Played in North-South Shrine All-Star game...Helped team to a 34-4 mark during his career.



## **ANDREW SENDEJO**

**S / #34**

**6-1 / 200**

**COLLEGE: RICE**

**HOMETOWN: SPRING BRANCH, TX**

**DOB: 9/9/87**

**1<sup>ST</sup> NFL SEASON**

**1<sup>ST</sup> VIKINGS SEASON**

**GAMES/STARTS (regular season, playoffs) 2010 (2/0-DAL) 2011 (0/0-NYJ). Total- 2/0(2/0-DAL, 0/0-NYJ).**

- Joined Vikings on 11/29/11 after regular safeties Husain Abdullah and Tyrell Johnson went on injured reserve.
- Spent time with the Dallas Cowboys and New York Jets since entering the NFL in 2010.

**OFF THE FIELD** Grew up in Spring Branch, TX and attended Rice University...

**PRO** Began his professional career with the Sacramento Mountain Lions of the United Football League where he tied for second in the league with 48 tackles, along with seven pass breakups, two forced fumbles, and two interceptions...After playing the entire 2010 UFL season, he was signed to the Dallas Cowboys practice squad on 11/24/10...Was promoted to the Cowboys active roster on 11/29/10...Appeared in his first NFL game on 12/12/10 against Philadelphia...Played in two games for the Cowboys, making one special teams tackle...Was waived by the Cowboys on 9/3/11...Acquired off waivers by the New York Jets on 9/4/11...Was signed to the Jets practice squad on 9/14/11 after being released...Released from the Jets practice squad on 9/27/11...Signed with the Vikings on 11/30/11.

**2011** Released by Dallas before the start of the regular season...Signed with the Jets on 9/4/11 and was inactive against Dallas in Week 1...Was signed to the Jets practice squad on 9/14/11 and released on 9/27/11...Signed with the Vikings on 11/29/11.

**2010** Played with the Sacramento Mountain Lions of the United Football League for the entire 2010 season where he was tied for second in the league with 48 tackles...Signed to the Cowboys practice squad on 11/24/10...Activated to Cowboys 53-man roster on 11/29/10 and appeared in two games, making one special teams tackle against Washington on 12/19/10.

**COLLEGE** Was a three-year starter at Rice University where he finished his career with 318 tackles, 17 tackles for losses, two sacks, seven forced fumbles, 14 passes defense, and nine interceptions...Named honorable mention All-Conference USA following his senior season in which he only played seven games due to an ankle injury...Earned honorable mention All-Conference as a junior, recording 94 tackle, three fumble recoveries, three interceptions, and a forced fumble...Led the school with 107 tackles and five interceptions as a sophomore...Started all 12 games as a true freshman and named a freshman All-American after recording 53 tackle, seven tackles for losses, two sacks, three forced fumbles, and two fumble recoveries.

**PREP** Was a two-time all-San Antonio area selection from Smithson Valley High School in Spring Branch, TX...Named Comal County Defensive Player of the Year as a senior and was a two-time all-state honorable mention...Was a standout performer on Smithson Valley's soccer and track teams and was named all-district in soccer twice.

**CALEB KING**  
**RB / #38**  
**HT 5-11 / WT 217**  
**DOB: 1-10-88**  
**COLLEGE: GEORGIA**  
**HOMETOWN: NORCROSS, GA**  
**ACQUIRED: FA FOR 2011**  
**NFL: ROOKIE**  
**VIKINGS: ROOKIE**

- Joined Vikings on 8/23/11 as a rookie free agent following the Supplemental Draft.

**OFF THE FIELD** Majored in housing at the University of Georgia...Grew up in Norcross, GA.

**PRO** Teammates at Georgia with Vikings CB Asher Allen...Signed with the Vikings as a rookie free agent on 8/23/11...After not playing in his first preseason game with the Vikings, he rushed for 62 yards and 2 TDs against the Texans in the preseason finale...After being released after the preseason, he was signed to the Vikings practice squad on 9/5/11...Spent most of the 2011 season on the Vikings practice squad learning under Adrian Peterson and Toby Gerhart...Was signed to the active roster on 12/26/11 after Peterson was placed on injured reserve following a knee injury...Inactive for his only game on the active roster vs. Chicago on 1/1/12.

**2011** Signed with Vikings as rookie free agent before the 2011 season...Released by Vikings on 9/3/11 and signed to the team's practice squad on 9/5/11...Spent most of the season on the practice squad before being signed to the active roster on 12/26/11...Inactive in only game on active roster vs. Chicago on 1/1/12.

**COLLEGE** Played 3 seasons at Georgia after redshirting in 2007...Amassed 1,271 rushing yards and 10 TDs while adding 126 yards receiving and a TD...Career-best day was 166 yards on the ground in 2009 against arch-rival Georgia Tech...Rattled off career-long 75-yard TD against Georgia Tech in 2009...Hauled in 3 passes against LSU in 2009...Started 5 games and played in 8 as a junior...Had 100 yards rushing on 12 carries against Colorado...Notched 12 carries for 64 yards against Florida...Had best season as a sophomore with 594 yards rushing on 114 carries with 7 TDs...Started 5 of the 10 games he played as a sophomore in 2009...Ran for 2 TDs in Independence Bowl win over Texas A&M...Had career-best 166 yards and 2 TDs against Georgia Tech on 18 carries...As a redshirt freshman in 2008 he played in 11 games...Led team in collegiate debut against Georgia Southern with 95 yards on the ground...Scored 1<sup>st</sup> career TD against Central Michigan...Had 40 yards against Vanderbilt and Arizona State...Redshirted in 2007.

**PREP** Played at Greater Atlanta Christian and Parkview High...Attended GAC as a senior...Ranked as the #1 player in Georgia by Rivals.com...Played in US Army All-America game...Rushed for 2,768 yards as a junior at Parkview in 2005, earning Georgia Class 5A All-State honors.

## **MICKEY SHULER**

**TE / #86**

**HT 6-4 / WT 247**

**DOB: 10-9-86**

**COLLEGE: PENN STATE**

**ACQUIRED: FA FOR 2011**

**NFL: 2nd Season**

**VIKINGS: 2nd Season**

- Signed by the Vikings as a free agent near the end of the 2011 season after spending time on the team's practice squad.
- Originally drafted by the Vikings in the seventh-round (#214 overall) of the 2010 NFL Draft.
- Mickey Jr. is a second generation Nittany Lion, his father played tight end from 1975-1977 before heading to the NFL where he played 13 seasons with the Jets and Eagles.

**OFF THE FIELD** Graduated in December with a degree in kinesiology...Excelled in the classroom, graduating with a 3.44 GPA and earning All-Big Ten Conference honors...His mom was his track coach in high school....Father was a three-year letter-winner for the Nittany Lions from 1975-1977 and was selected in the 3rd Round of the 1976 NFL Draft by the NY Jets at TE...Shuler, Sr. went on to play 13 seasons in the NFL with the Jets and Eagles...The Shuler's have left quite an impression on the Penn State program, his father's last reception was a TD against West Virginia in 1977 and Mickey, Jr's 1st reception was a 17-yard TD against Florida International.

**PRO** Selected by the Vikings with pick 214 in the 7th round of the 2010 NFL Draft, which was obtained through the 1st round trade with the Detroit Lions...Was released by the Vikings on 9/22/10 after being inactive for the first two weeks of the regular season...Claimed off waivers by the Miami Dolphins on 9/24/10 and made his first appearance as a pro in Week 4 against New England...Made his first NFL reception in Week 16 of 2010 season at home against the Detroit Lions, finishing the game with 2 receptions for 44 yards...Was released by the Dolphins prior to the 2011 season...Signed to the Vikings practice squad on 11/29/2011...Signed to the Vikings active roster on 12/26/11 prior to the season finale versus Chicago but was inactive...Will compete for a roster spot in 2012 amongst a strong group of tight ends, including 2011 second-round pick Kyle Rudolph.

**2011** Released by the Dolphins on 9/3/11...Signed to the Vikings practice squad on 11/28/11...Promoted to the Vikings active roster on 12/26/11 before the season finale vs. Chicago but was inactive.

**2010** Drafted by the Vikings in the seventh-round (#214 overall) in the 2010 NFL Draft...Inactive for the first two weeks of the 2010 season before being released by the Vikings on 9/22/10...Claimed off waivers by the Dolphins on 9/24/10...Made his first NFL appearance in Week 4 of the 2010 season against the Patriots...Made his first NFL reception in Week 16 of the 2010 season at home against Detroit, finishing the game with 2 receptions for 44 yards.

**COLLEGE** Started 13-of-41 games at Penn State...During his career the Nittany Lions were 14-3 in games where Shuler recorded a reception...Set a career-high with 2 TDs during his senior season to go along with 11 receptions and 89 receiving yards...Played in 13 games for the 3rd straight season including a Capital One Bowl victory over LSU...Shuler's blocking and receiving helped lead Penn State to the NCAAs 14th ranked offense in 2008...As a junior he started in a career-high 6 of the 13 games in which he saw playing time, including the Rose Bowl versus USC...To start the 2007 season Shuler hauled in a 17-yard TD pass against FIU, which was his 1st career catch...As a sophomore he saw action in all 13 games, including their Alamo Bowl victory over Texas A&M, and recorded 3 starts...Saw limited action during his redshirt freshman season in 2 games against Northwestern and Temple...Redshirted during the 2005 season.

**PREP** Three-sport standout at East Pennsboro HS...Over his last 2 seasons, Shuler recorded 80 receptions for 1,126 yards and 10 TDs...Was selected as Team MVP for outstanding play on both sides of the ball...Received 2nd-Team All-State honors and was named 1st-Team All-Conference as a TE and LB...Ran the 400 meters and hurdles which were coached by his mother...Two-time MVP of his basketball squad and 1st-Team All-Conference selection...Ranked as one of the Top 30 TEs in the East by Rivals.com.

## **JORDAN TODMAN**

**RB / #29**

**5-10 / 198**

**COLLEGE: CONNECTICUT**

**HOMETOWN: DARTMOUTH, MA**

**DOB: 2/24/90**

**NFL: 1st SEASON**

**VIKINGS: 1st SEASON**

**GAMES/STARTS (regular season, playoffs) 2011 (0/0-SD, 0/0-MIN). Total- 0/0(0/0-SD, 0/0-MIN).**

- Joined Vikings on 12/27/11 after starting running back Adrian Peterson was placed on injured reserve.
- Spent time with the San Diego Chargers as a rookie in 2011 before being signed to the Vikings active roster.

**OFF THE FIELD** Born in Philadelphia...Grew up in Dartmouth, MA and attended the University of Connecticut.

**PRO** Drafted by the Chargers in the 2011 NFL Draft with the sixth-round (#183 overall)...Was released by the Chargers on 10/22/11 but signed to the team's practice squad on 10/26/11...Remained on the Chargers practice squad behind active running backs Ryan Mathews and Mike Tolbert before he was signed to the Vikings active roster on 12/27/11 after starting running back Adrian Peterson was placed on injured reserve following a knee injury...Was inactive for his only game as a Viking on 1/1/12.

**2011** Drafted by the Chargers in the sixth-round of the 2011 NFL Draft (#183 overall)...Finished the 2011 preseason with 112 yards on 28 carries...Spent most of the 2011 season on the Chargers practice squad before being signed to the Vikings active roster before Week 17 after running back Adrian Peterson was placed on injured reserve.

**COLLEGE** Finished his career at Connecticut ranked third in school history for rushing yards with 3,179...Was the unanimous Big East Conference Offensive Player of the Year following the 2010 season after finishing second in the country and first in the conference in rushing...Second-team All-America as junior by AP and Walter Camp Football Foundation...Second-team All-Big East as a sophomore...Had 15 career 100-yard games, including 10 in 2010...Had a career-best 222 yards vs. Pittsburgh, Nov. 11, 2010...Selected to Big East Honor Roll four times in '10 and earned six offensive game balls...His 1,188-yard season in 2009 was school's fifth-highest...Big East Special Teams Player of the Week and received a Special Teams game ball after 96-yard KOR TD vs. Notre Dame in 2009...Big East Weekly Honor Roll after Ohio game in '09 (157 rush yards and TD)...Played at Connecticut from 2008-10...Sociology major.

**PREP** Team captain and two-time all-state at Dartmouth HS in North Dartmouth, MA...Boston Globe Division I Player of the Year in 2007 and two-time All-Scholastic pick...Second-leading rusher in Massachusetts history with 5,083 yards and 70 TDs...Led the Indians to the Division I Super Bowl where he rushed for 199 yards and three touchdowns in a losing effort.



**SHOW YOUR  
HORNS**

**OFFICIAL 2011**  
**NFL STATISTICS**



**WEEK 17 / THROUGH SUNDAY, JANUARY 1, 2012**

TEAM RANKINGS

**American Football Conference**

**Offense Defense**

	Offense			Defense		
	Total	Rush	Pass	Total	Rush	Pass
Balt.	7	4	8	3	1	4
Buff.	6	7	6	14	14	13
Cin.	9	11	9	6	6	8
Cleve.	14	15	12	7	16	2
Denver	11	*1	15	12	10	12
Hou.	5	2	7	2	3	3
Ind.	15	14	14	13	15	11
Jax	16	6	16	5	5	7
K.C.	13	9	13	8	12	6
Miami	10	5	11	9	2	14
N.E.	1	12	1	16	8	16
Jets	12	13	10	4	7	5
Oak.	3	3	4	15	13	15
Pitt.	4	8	3	*1	4	*1
S.D.	2	10	2	10	9	9
Tenn.	8	16	5	11	11	10

**National Football Conference**

**Offense Defense**

	Offense			Defense		
	Total	Rush	Pass	Total	Rush	Pass
Ariz.	11	11	11	8	12	6
Atl.	7	7	6	4	3	7
Car.	5	1	8	14	14	11
Chi.	13	6	13	7	2	13
Dallas	8	8	5	6	4	10
Det.	4	14	3	11	13	9
G.B.	2	13	2	16	7	16
<b>Minn.</b>	<b>10</b>	<b>2</b>	<b>14</b>	<b>9</b>	<b>5</b>	<b>12</b>
N.O.	*1	4	*1	12	6	15
Giants	6	16	4	13	11	14
Phil.	3	3	7	2	9	2
St. L.	16	10	16	10	15	1
S.F.	14	5	15	1	*1	5
Sea.	15	9	12	3	8	3
T.B.	12	15	10	15	16	8
Wash.	9	12	9	5	10	4

**National Football League**

**Offense Defense**

	Offense			Defense		
	Total	Rush	Pass	Total	Rush	Pass
Ariz.	19	24	17	18T	21	17
Atl.	10	17	8	12	6	20
Balt.	15	10	19	3	2	4
Buff.	14	13	15	26	28	19
Car.	7	3	13	28	25	24
Chi.	24	9	26	17	5	28
Cin.	20	19	20	7	10	9
Cleve.	29	28	24	10	30	2
Dallas	11	18	7	14	7	23
Denver	23	*1	31	20	22	18
Det.	5	29	4	23	23	22
G.B.	3	27	3	32	14	32
Hou.	13	2	18	2	4	3
Ind.	30	26	27	25	29	15
Jax	32	12	32	6	9	8
K.C.	27	15	25	11	26	6
Miami	22	11	23	15	3	25
<b>Minn.</b>	<b>18</b>	<b>4</b>	<b>28</b>	<b>21</b>	<b>11</b>	<b>26</b>
N.E.	2	20	2	31	17	31
N.O.	*1	6	*1	24	12	30
Giants	8	32	5	27	19	29
Jets	25	22	21	5	13	5
Oak.	9	7	11	29	27	27
Phil.	4	5	9	8	16	10
Pitt.	12	14	10	*1	8	*1
St. L.	31	23	30	22	31	7
S.D.	6	16	6	16	20	13
S.F.	26	8	29	4	*1	16
Sea.	28	21	22	9	15	11
T.B.	21	30	16	30	32	21
Tenn.	17	31	12	18T	24	14
Wash.	16	25	14	13	18	12

T = Tied for position

\* = League Leader

WEEK 17 / THROUGH SUNDAY, JANUARY 1, 2012

<b>OFFENSE</b>	<b>NFL/Avg</b>
GAMES (Won-Lost)	---
FIRST DOWNS	311.3
Rushing	96.7
Passing	187.2
Penalty	27.3
YDS GAINED (tot)	5549.3
Avg per Game	346.8
RUSHING (net)	1874.1
Avg per Game	117.1
Rushes	436.6
Yards per Rush	4.3
PASSING (net)	3675.2
Avg per Game	229.7
Passes Att.	544.1
Completed	327.0
Pct Completed	60.1
Yards Gained	3916.8
Sacked	37.1
Yards Lost	241.6
Had intercepted	15.8
Yards Opp Ret	222.8
Opp TDs on Int	1.5
PUNTS	77.8
Avg Yards	45.0
PUNT RETURNS	36.7
Avg Return	9.9
Returned for TD	0.6
KICKOFF RETURNS	43.0
Avg Return	23.8
Returned for TD	0.3
PENALTIES	102.8
Yards Penalized	867.3
FUMBLES BY	20.3
Fumbles Lost	9.5
Opp Fumbles	20.3
Opp Fum Lost	9.5
POSS. TIME (avg)	30:00
TOUCHDOWNS	39.3
Rushing	12.5
Passing	23.3
Returns	3.6
EXTRA-PT KICKS	99%
2-PT CONVERSIONS	46%
FIELD GOALS/FGA	26/32
POINTS SCORED	354.9

<b>DEFENSE</b>	<b>NFL/Avg</b>
POINTS ALLOWED	354.9
OPP FIRST DOWNS	311.3
Rushing	96.7
Passing	187.2
Penalty	27.3
OPP YARDS GAINED	5549.3
Avg per Game	346.8
OPP RUSHING(net)	1874.1
Avg per Game	117.1
Rushes	436.6
Yards per Rush	4.3
OPP PASSING(net)	3675.2
Avg per Game	229.7
Passes Att.	544.1
Completed	327.0
Pct Completed	60.1
Sacked	37.1
Yards Lost	241.6
INTERCEPTED BY	15.8
Yards Returned	222.8
Returned for TD	1.5
OPP PUNT RETURNS	36.7
Avg return	9.9
OPP KICKOFF RET	43.0
Avg return	23.8
OPP TOUCHDOWNS	39.3
Rushing	12.5
Passing	23.3
Returns	3.6

**WEEK 17 / THROUGH SUNDAY, JANUARY 1, 2012**

**Team/Offense Rank (Within League)**

BAL	BUF	CIN	CLE	DEN	HOU	IND	JAX	KC	MIA	NE	NYJ	OAK	PIT	SD	TEN		ARI	ATL	CAR	CHI	DAL	DET	GB	MIN	NO	NYG	PHI	STL	SF	SEA	TB	WAS
15	14	20	29	23	13	30	32	27	22	2	25	9	12	6	17	<b>TYds/G</b>	19	10	7	24	11	5	3	18	1	8	4	31	26	28	21	16
18	13	23	30	25	12	29	32	26	22	3	28	9	11	6	15	<b>TYds/P</b>	19	14	4	21	10	8	2	17	1	7	5	31	24	27	16	20
10	13	19	28	1	2	26	12	15	11	20	22	7	14	16	31	<b>RYds/G</b>	24	17	3	9	18	29	27	4	6	32	5	23	8	21	30	25
12	5	27	31	6	8	18	23	28	15	24	30	7	11	14	29	<b>RshAvg</b>	17	21	1	10	9	13	26	2	4	32	3	20	19	25	16	22
19	15	20	24	31	18	27	32	25	23	2	21	11	10	6	12	<b>PsYd/G</b>	17	8	13	26	7	4	3	28	1	5	9	30	29	22	16	14
19	15	17	30	29	8	28	32	24	18	2	25	6	9	5	14	<b>PasAvg</b>	21	13	10	23	11	12	1	27	3	4	7	31	20	26	22	16
9	30	13	10	19	4	14	20	25	17	5	22	31	18	24	11	<b>%HdInt</b>	28	8	21	29	6	12	2	23	7	15	32	3	1	16	27	26
13	2	5	17t	27	20	14	24	16	32	9	21	7	23	8	3	<b>Sac/PP</b>	28	4	15	31	17t	10	22	25	1	6	12	30	26	29	11	19
15t	14	22	25	20t	13	31	32	26t	19	2	17	11	9	3	24	<b>1D/Gm</b>	20t	6t	8	28	12	6t	5	18	1	10	4	29	23	30	26t	15t
7	28	18	12	30	8	23	25	19	26	5	22	21	4	2	17	<b>3D Eff</b>	29	6	10	27	11	20	3	13	1	14	9	32	31	24	16	15
6t	15	16	8	32	30	21t	24	14	19t	3	21t	9	19t	21t	1	<b>4D Eff</b>	4t	26t	4t	31	10t	6t	10t	17	29	26t	12t	25	2	12t	18	26t
19	4	7	9	3	15	32	31	6	8	16	18	24	13	22	14	<b>PR Avg</b>	2	20	30	1	27	26	12	23	17	29	28	11	5	10	25	21
9	23	24	17	11	7	32	25	30	13	29	4	18	8	6	5	<b>KR Avg</b>	15	19	16	28	20t	14	12	2	3	22	31	20t	1	10	26	27
9	4	19	32	6	20	11	31	12	3	10	28	1	18	5	24	<b>GPntAv</b>	17	30	27	22	26	23	15	13	7	14	29	21	2	8	16	25
19	22	14	30	8	24	15	29	9	4	3	18	5	20	10	11	<b>NPntAv</b>	25	17	32	6	28	31	21	23	2	13	27	26	1	12	7	16
12	14	18	30	25	10	28t	28t	31	20	3	13	16	21t	5t	21t	<b>Pts/Gm</b>	24	7	5t	17	15	4	1	19	2	9	8	32	11	23	27	26
26	31t	8	17t	27t	15	11	3	20t	13t	12	27t	6	31t	20t	4	<b>FG%</b>	22t	1	24t	7	9	17t	10	24t	19	22t	5	30	13t	16	2	29

**Opponent/Defense Rank (Within League)**

BAL	BUF	CIN	CLE	DEN	HOU	IND	JAX	KC	MIA	NE	NYJ	OAK	PIT	SD	TEN		ARI	ATL	CAR	CHI	DAL	DET	GB	MIN	NO	NYG	PHI	STL	SF	SEA	TB	WAS
3	26	7	10	20	2	25	6	11	15	31	5	29	1	16	18t	<b>TYds/G</b>	18t	12	28	17	14	23	32	21	24	27	8	22	4	9	30	13
2	28	4	9	16	3	22	8	15	13	29	5	26	1	25	11	<b>TYds/P</b>	10	18	30	14	24	20	31	21	27	23	12	19	6	7	32	17
2	28	10	30	22	4	29	9	26	3	17	13	27	8	20	24	<b>RYds/G</b>	21	6	25	5	7	23	14	11	12	19	16	31	1	15	32	18
2	27	8	21	13	11	17	5	14	3	24	7	32	9	20	22	<b>RshAvg</b>	16	15	25	10	12	30	26	6	29	23	19	28	1	4	31	18
4	19	9	2	18	3	15	8	6	25	31	5	27	1	13	14	<b>PsYd/G</b>	17	20	24	28	23	22	32	26	30	29	10	7	16	11	21	12
3	26	4	6	21	2	27	14	24	18	29	7	15	1	28	5	<b>PasAvg</b>	10	19	32	13	23	8	30	25	16	20	11	17	9	12	31	22
19	5	27	25	29	14	30	12	2	21	7	6	15	24	8	26	<b>%HdInt</b>	28	11	18	13	20	9	1	31	32	10	17	23	4	3	16	22
3	27	4	15	10	5	26	24	21	13	20	14	19	18	17	31	<b>Sac/PP</b>	11	25	22	29	9	16	32	2	28	6	1	8	12	23	30	7
4	27	7	13	19	5	28	3	9t	15t	32	6	31	1	17	20	<b>1D/Gm</b>	25	11	23	9t	14	21	30	24	22	26	8	18	2	15t	29	12
2	21	12	24	6	14	31	15	8	7	28	4	25	19	32	23	<b>3D Eff</b>	1	29	27	10	22	3	26	30	5	17	13	18	11	9	20	16
21	31t	8t	17	6t	20	22t	19	18	22t	15t	1	5	28	2	10t	<b>4D Eff</b>	22t	25	6t	12t	8t	15t	3	26t	4	26t	12t	29	12t	30	31t	10t
24	20	7	23	19	15	22	6	18	16	13	9	32	12	29	4	<b>PR Avg</b>	25	1	30	2	14	31	28	27	5	17	3	26	11	21	8	10
31	1	3	12	20	7	32	18	17	10	6	4	27	16	25	8	<b>KR Avg</b>	23	22	30	19	5	26	15	21	28	11	14	24	13	29	9	2
8	15	26	23	30	27	9	5	32	21	22	18	25	7	28	10	<b>GPntAv</b>	13	24	4	1	31	19	2	29	12	11	3	16	17	14	6	20
13	16	18	9	11	23	26	22	24	15	19	12	29	17	30	2	<b>NPntAv</b>	1	27	10	3	32	25	5	31	14	28	21	20	4	6	7	8
3	30	9	5	24	4	28	11	12	6	15	20	29	1	22	8	<b>Pts/Gm</b>	17	18	27	14	16	23	19	31	13	25	10	26	2	7	32	21
29	21	10t	26t	14	18t	23	5	15t	6t	24	32	2	10t	28	31	<b>FG%</b>	3	15t	25	18t	6t	26t	10t	30	22	9	1	20	10t	4	8	17

WEEK 17 / THROUGH SUNDAY, JANUARY 1, 2012

**AFC / TAKE-AWAYS, GIVE-AWAYS**

Rank	Team	TAKE-AWAYS			GIVE-AWAYS			Net Diff
		Int	Fum	Total	Int	Fum	Total	
1)	New England	23	11	34	12	5	17	= +17
2)	Houston	17	10	27	9	11	20	= +7
3)	Jacksonville	17	11	28	15	8	23	= +5
4)	Baltimore	15	11	26	12	12	24	= +2
5t)	Buffalo	20	11	31	25	5	30	= +1
5t)	Cleveland	9	11	20	13	6	19	= +1
5t)	Tennessee	11	12	23	14	8	22	= +1
8)	Cincinnati	10	12	22	14	8	22	= 0
9)	Kansas City	20	6	26	18	10	28	= -2
10)	New York Jets	19	12	31	18	16	34	= -3
11)	Oakland	18	8	26	23	7	30	= -4
12)	Miami	16	3	19	13	12	25	= -6
13)	San Diego	17	4	21	20	8	28	= -7
14t)	Denver	9	9	18	13	17	30	= -12
14t)	Indianapolis	8	9	17	14	15	29	= -12
16)	Pittsburgh	11	4	15	15	13	28	= -13
	<b>Totals</b>	<b>240</b>	<b>144</b>	<b>384</b>	<b>248</b>	<b>161</b>	<b>409</b>	<b>= -25</b>

**NFC / TAKE-AWAYS, GIVE-AWAYS**

Rank	Team	TAKE-AWAYS			GIVE-AWAYS			Net Diff
		Int	Fum	Total	Int	Fum	Total	
1)	San Francisco	23	15	38	5	5	10	= +28
2)	Green Bay	31	7	38	8	6	14	= +24
3)	Detroit	21	13	34	16	7	23	= +11
4t)	Atlanta	19	10	29	13	8	21	= +8
4t)	Seattle	22	9	31	14	9	23	= +8
6)	New York Giants	20	11	31	16	8	24	= +7
7)	Dallas	15	10	25	12	9	21	= +4
8)	Chicago	20	11	31	20	9	29	= +2
9)	Carolina	14	10	24	17	6	23	= +1
<b>10t)</b>	<b>Minnesota</b>	<b>8</b>	<b>15</b>	<b>23</b>	<b>17</b>	<b>9</b>	<b>26</b>	<b>= -3</b>
10t)	New Orleans	9	7	16	14	5	19	= -3
12)	St. Louis	12	6	18	10	13	23	= -5
13)	Arizona	10	9	19	23	9	32	= -13
14t)	Philadelphia	15	9	24	25	13	38	= -14
14t)	Washington	13	8	21	24	11	35	= -14
16)	Tampa Bay	14	10	24	24	16	40	= -16
	<b>Totals</b>	<b>266</b>	<b>160</b>	<b>426</b>	<b>258</b>	<b>143</b>	<b>401</b>	<b>= +25</b>

**NFL / TAKE-AWAYS, GIVE-AWAYS**

Rank	Team	TAKE-AWAYS			GIVE-AWAYS			Net Diff
		Int	Fum	Total	Int	Fum	Total	
1)	San Francisco	23	15	38	5	5	10	= +28
2)	Green Bay	31	7	38	8	6	14	= +24
3)	New England	23	11	34	12	5	17	= +17
4)	Detroit	21	13	34	16	7	23	= +11
5t)	Atlanta	19	10	29	13	8	21	= +8
5t)	Seattle	22	9	31	14	9	23	= +8
7t)	Houston	17	10	27	9	11	20	= +7
7t)	New York Giants	20	11	31	16	8	24	= +7
9)	Jacksonville	17	11	28	15	8	23	= +5
10)	Dallas	15	10	25	12	9	21	= +4
11t)	Baltimore	15	11	26	12	12	24	= +2
11t)	Chicago	20	11	31	20	9	29	= +2
13t)	Buffalo	20	11	31	25	5	30	= +1
13t)	Cleveland	9	11	20	13	6	19	= +1
13t)	Tennessee	11	12	23	14	8	22	= +1
13t)	Carolina	14	10	24	17	6	23	= +1
17)	Cincinnati	10	12	22	14	8	22	= 0
18)	Kansas City	20	6	26	18	10	28	= -2
19t)	New York Jets	19	12	31	18	16	34	= -3
<b>19t)</b>	<b>Minnesota</b>	<b>8</b>	<b>15</b>	<b>23</b>	<b>17</b>	<b>9</b>	<b>26</b>	<b>= -3</b>
19t)	New Orleans	9	7	16	14	5	19	= -3
22)	Oakland	18	8	26	23	7	30	= -4
23)	St. Louis	12	6	18	10	13	23	= -5
24)	Miami	16	3	19	13	12	25	= -6
25)	San Diego	17	4	21	20	8	28	= -7
26t)	Denver	9	9	18	13	17	30	= -12
26t)	Indianapolis	8	9	17	14	15	29	= -12
28t)	Pittsburgh	11	4	15	15	13	28	= -13
28t)	Arizona	10	9	19	23	9	32	= -13
30t)	Philadelphia	15	9	24	25	13	38	= -14
30t)	Washington	13	8	21	24	11	35	= -14
32)	Tampa Bay	14	10	24	24	16	40	= -16
	<b>Totals</b>	<b>506</b>	<b>304</b>	<b>810</b>	<b>506</b>	<b>304</b>	<b>810</b>	<b>= 0</b>

**WEEK 17 / THROUGH SUNDAY, JANUARY 1, 2012**

<b>OFFENSE</b>	<b>Cin.</b>	<b>Hou.</b>	<b>Det.</b>	<b>N.O.</b>	<b>Pitt.</b>	<b>Denv.</b>	<b>Atl.</b>	<b>NY-G</b>
GAMES (Won-Lost)	9-7	10-6	10-6	13-3	12-4	8-8	10-6	9-7
FIRST DOWNS	285	321	349	416	341	286	349	331
Rushing	93	131	71	116	96	129	100	84
Passing	160	176	244	280	221	130	215	216
Penalty	32	14	34	20	24	27	34	31
YDS GAINED (tot)	5118	5954	6337	7474	5957	5066	6026	6161
Avg per Game	319.9	372.1	396.1	467.1	372.3	316.6	376.6	385.1
RUSHING (net)	1778	2448	1523	2127	1903	2632	1834	1427
Avg per Game	111.1	153.0	95.2	132.9	118.9	164.5	114.6	89.2
Rushes	455	546	356	431	434	546	453	411
Yards per Rush	3.9	4.5	4.3	4.9	4.4	4.8	4.0	3.5
PASSING (net)	3340	3506	4814	5347	4054	2434	4192	4734
Avg per Game	208.8	219.1	300.9	334.2	253.4	152.1	262.0	295.9
Passes Att.	535	467	666	662	539	429	594	589
Completed	308	288	423	472	341	217	365	359
Pct Completed	57.6	61.7	63.5	71.3	63.3	50.6	61.4	61.0
Yards Gained	3507	3696	5071	5505	4333	2708	4365	4933
Sacked	25	33	36	24	42	42	26	28
Yards Lost	167	190	257	158	279	274	173	199
Had intercepted	14	9	16	14	15	13	13	16
Yards Opp Ret	159	132	140	162	201	276	178	291
Opp TDs on Int	1	0	3	1	0	3	2	3
PUNTS	91	74	82	47	60	101	71	82
Avg Yards	44.2	44.0	43.6	47.3	44.7	47.4	42.1	45.7
PUNT RETURNS	53	51	38	29	33	47	33	28
Avg Return	11.5	10.4	7.9	10.1	10.5	12.7	9.5	6.1
Returned for TD	1	1	0	1	1	2	0	0
KICKOFF RETURNS	45	29	37	42	35	39	24	52
Avg Return	22.8	25.2	24.0	26.5	25.1	24.5	23.5	23.3
Returned for TD	0	0	0	0	0	0	0	0
PENALTIES	99	99	128	99	101	101	93	94
Yards Penalized	874	852	1075	851	854	842	769	795
FUMBLES BY	17	20	20	6	16	30	12	18
Fumbles Lost	8	11	7	5	13	17	8	8
Opp Fumbles	26	18	25	20	13	19	19	21
Opp Fum Lost	12	10	13	7	4	9	10	11
POSS. TIME (avg)	30:19	32:41	30:06	31:46	32:33	28:51	32:05	29:30
TOUCHDOWNS	35	41	57	66	36	36	46	47
Rushing	10	18	9	16	13	11	14	17
Passing	21	20	41	46	21	20	29	29
Returns	4	3	7	4	2	5	3	1
EXTRA-PT KICKS	33/34	39/40	54/54	63/63	36/36	30/30	45/45	43/43
2-PT CONVERSIONS	0/1	0/1	2/3	2/3	0/0	3/6	0/1	4/4
FIELD GOALS/FGA	33/38	32/38	24/29	28/34	23/31	19/25	27/29	19/24
POINTS SCORED	344	381	474	547	325	309	402	394

<b>DEFENSE</b>	<b>Cin.</b>	<b>Hou.</b>	<b>Det.</b>	<b>N.O.</b>	<b>Pitt.</b>	<b>Denv.</b>	<b>Atl.</b>	<b>NY-G</b>
POINTS ALLOWED	323	278	387	339	227	390	350	400
OPP FIRST DOWNS	284	270	325	326	264	315	292	338
Rushing	94	73	91	92	82	101	87	103
Passing	170	166	195	196	156	182	186	210
Penalty	20	31	39	38	26	32	19	25
OPP YARDS GAINED	5060	4571	5881	5895	4348	5725	5338	6022
Avg per Game	316.3	285.7	367.6	368.4	271.8	357.8	333.6	376.4
OPP RUSHING(net)	1675	1536	2050	1738	1597	2021	1552	1940
Avg per Game	104.7	96.0	128.1	108.6	99.8	126.3	97.0	121.3
Rushes	425	378	410	351	399	488	372	435
Yards per Rush	3.9	4.1	5.0	5.0	4.0	4.1	4.2	4.5
OPP PASSING(net)	3385	3035	3831	4157	2751	3704	3786	4082
Avg per Game	211.6	189.7	239.4	259.8	171.9	231.5	236.6	255.1
Passes Att.	539	538	604	626	530	534	560	589
Completed	319	279	376	362	289	333	340	361
Pct Completed	59.2	51.9	62.3	57.8	54.5	62.4	60.7	61.3
Sacked	45	44	41	33	35	41	33	48
Yards Lost	277	287	271	256	230	283	231	335
INTERCEPTED BY	10	17	21	9	11	9	19	20
Yards Returned	137	196	458	80	99	152	301	157
Returned for TD	1	1	5	1	0	3	2	0
OPP PUNT RETURNS	38	32	36	19	29	51	31	41
Avg return	7.2	9.6	13.4	6.2	8.4	11.5	4.8	9.9
OPP KICKOFF RET	44	46	49	36	43	20	60	46
Avg return	20.8	22.4	25.6	25.8	23.7	24.6	24.8	22.9
OPP TOUCHDOWNS	37	27	42	37	23	42	40	46
Rushing	14	8	10	11	7	11	10	15
Passing	21	18	26	24	15	24	25	28
Returns	2	1	6	2	1	7	5	3



**WEEK 17 / THROUGH SUNDAY, JANUARY 1, 2012**

<b>OFFENSE</b>	<b>Balt.</b>	<b>N.E.</b>	<b>G.B.</b>	<b>S.F.</b>	<b>Buff.</b>	<b>Clev.</b>	<b>Ind.</b>	<b>Jax</b>
GAMES (Won-Lost)	12-4	13-3	15-1	13-3	6-10	4-12	2-14	5-11
FIRST DOWNS	312	399	353	282	313	278	258	251
Rushing	98	107	89	101	100	77	69	103
Passing	181	262	230	150	180	173	170	122
Penalty	33	30	34	31	33	28	19	26
YDS GAINED (tot)	5419	6848	6482	4974	5624	4621	4589	4149
Avg per Game	338.7	428.0	405.1	310.9	351.5	288.8	286.8	259.3
RUSHING (net)	1996	1764	1558	2038	1921	1531	1594	1970
Avg per Game	124.8	110.3	97.4	127.4	120.1	95.7	99.6	123.1
Rushes	459	438	395	497	391	415	382	489
Yards per Rush	4.3	4.0	3.9	4.1	4.9	3.7	4.2	4.0
PASSING (net)	3423	5084	4924	2936	3703	3090	2995	2179
Avg per Game	213.9	317.8	307.8	183.5	231.4	193.1	187.2	136.2
Passes Att.	544	612	552	452	578	570	534	469
Completed	314	402	376	278	356	320	302	240
Pct Completed	57.7	65.7	68.1	61.5	61.6	56.1	56.6	51.2
Yards Gained	3629	5257	5161	3199	3857	3300	3223	2510
Sacked	33	32	41	44	23	39	35	44
Yards Lost	206	173	237	263	154	210	228	331
Had intercepted	12	12	8	5	25	13	14	15
Yards Opp Ret	159	186	63	51	327	241	119	177
Opp TDs on Int	1	1	0	0	3	1	1	0
PUNTS	73	57	55	79	73	89	89	99
Avg Yards	46.5	46.5	45.6	50.3	47.6	40.1	46.1	41.9
PUNT RETURNS	36	38	27	44	26	38	32	34
Avg Return	9.6	10.3	10.9	12.4	12.7	11.1	3.4	4.4
Returned for TD	1	1	1	1	1	1	0	0
KICKOFF RETURNS	42	46	41	39	37	48	31	47
Avg Return	24.9	21.4	24.5	27.2	23.1	23.6	18.6	22.4
Returned for TD	0	0	1	1	0	0	0	0
PENALTIES	92	87	76	113	86	95	76	77
Yards Penalized	742	815	591	1014	743	847	549	680
FUMBLES BY	24	13	15	14	16	22	24	27
Fumbles Lost	12	5	6	5	5	6	15	8
Opp Fumbles	27	21	19	31	21	20	15	21
Opp Fum Lost	11	11	7	15	11	11	9	11
POSS. TIME (avg)	30:35	28:47	30:29	32:02	30:11	29:07	26:13	30:02
TOUCHDOWNS	41	61	70	35	43	21	25	25
Rushing	15	18	12	14	12	4	8	9
Passing	21	39	51	18	24	16	14	12
Returns	5	4	7	3	7	1	3	4
EXTRA-PT KICKS	40/40	59/59	68/69	34/34	41/41	20/20	24/24	24/24
2-PT CONVERSIONS	1/1	2/2	0/1	1/1	1/2	0/1	0/1	0/1
FIELD GOALS/FGA	30/39	28/33	24/28	44/52	23/31	24/29	23/27	23/25
POINTS SCORED	378	513	560	380	372	218	243	243
<b>DEFENSE</b>	<b>Balt.</b>	<b>N.E.</b>	<b>G.B.</b>	<b>S.F.</b>	<b>Buff.</b>	<b>Clev.</b>	<b>Ind.</b>	<b>Jax</b>
POINTS ALLOWED	266	342	359	229	434	307	430	329
OPP FIRST DOWNS	269	370	358	267	340	301	343	268
Rushing	79	101	96	53	120	124	136	73
Passing	166	245	246	190	196	149	193	175
Penalty	24	24	16	24	24	28	14	20
OPP YARDS GAINED	4622	6577	6585	4930	5938	5318	5935	5008
Avg per Game	288.9	411.1	411.6	308.1	371.1	332.4	370.9	313.0
OPP RUSHING(net)	1482	1874	1789	1236	2224	2359	2303	1667
Avg per Game	92.6	117.1	111.8	77.3	139.0	147.4	143.9	104.2
Rushes	419	405	383	353	467	534	540	435
Yards per Rush	3.5	4.6	4.7	3.5	4.8	4.4	4.3	3.8
OPP PASSING(net)	3140	4703	4796	3694	3714	2959	3632	3341
Avg per Game	196.3	293.9	299.8	230.9	232.1	184.9	227.0	208.8
Passes Att.	535	619	637	579	507	469	493	513
Completed	288	386	390	333	321	265	351	326
Pct Completed	53.8	62.4	61.2	57.5	63.3	56.5	71.2	63.5
Sacked	48	40	29	42	29	32	29	31
Yards Lost	290	274	192	284	210	199	192	213
INTERCEPTED BY	15	23	31	23	20	9	8	17
Yards Returned	175	296	468	284	341	93	118	160
Returned for TD	1	2	4	1	4	0	2	0
OPP PUNT RETURNS	33	26	24	39	43	26	48	48
Avg return	11.9	8.5	12.7	8.1	11.5	11.7	11.5	6.9
OPP KICKOFF RET	36	60	59	46	56	46	19	26
Avg return	29.2	21.6	23.4	23.1	20.4	22.9	30.7	24.3
OPP TOUCHDOWNS	26	40	41	23	53	31	49	37
Rushing	10	13	10	3	19	12	19	14
Passing	11	26	29	20	30	16	25	21
Returns	5	1	2	0	4	3	5	2

**WEEK 17 / THROUGH SUNDAY, JANUARY 1, 2012**

<b>OFFENSE</b>	<b>K.C.</b>	<b>Miami</b>	<b>NY-J</b>	<b>Oak.</b>	<b>S.D.</b>	<b>Tenn.</b>	<b>Ariz.</b>	<b>Car.</b>
GAMES (Won-Lost)	7-9	6-10	8-8	8-8	8-8	9-7	8-8	6-10
FIRST DOWNS	277	287	301	328	359	281	286	345
Rushing	89	89	92	110	97	71	83	139
Passing	163	166	173	186	234	185	175	175
Penalty	25	32	36	32	28	25	28	31
YDS GAINED (tot)	4973	5078	4989	6072	6290	5361	5192	6237
Avg per Game	310.8	317.4	311.8	379.5	393.1	335.1	324.5	389.8
RUSHING (net)	1893	1987	1692	2110	1864	1438	1625	2408
Avg per Game	118.3	124.2	105.8	131.9	116.5	89.9	101.6	150.5
Rushes	487	469	443	466	436	376	389	445
Yards per Rush	3.9	4.2	3.8	4.5	4.3	3.8	4.2	5.4
PASSING (net)	3080	3091	3297	3962	4426	3923	3567	3829
Avg per Game	192.5	193.2	206.1	247.6	276.6	245.2	222.9	239.3
Passes Att.	500	469	547	524	582	584	550	519
Completed	299	280	310	315	366	353	307	312
Pct Completed	59.8	59.7	56.7	60.1	62.9	60.4	55.8	60.1
Yards Gained	3288	3425	3542	4119	4624	4113	3954	4089
Sacked	34	52	40	25	30	24	54	35
Yards Lost	208	334	245	157	198	190	387	260
Had intercepted	18	13	18	23	20	14	23	17
Yards Opp Ret	247	224	382	234	522	167	296	229
Opp TDs on Int	0	1	3	3	4	3	1	1
PUNTS	89	78	92	78	47	86	92	66
Avg Yards	45.9	48.8	42.7	50.8	47.5	43.6	45.0	42.7
PUNT RETURNS	40	46	44	32	31	47	46	32
Avg Return	11.9	11.4	9.7	8.3	8.5	10.4	15.1	5.5
Returned for TD	0	0	0	0	0	1	4	0
KICKOFF RETURNS	46	39	62	43	43	32	52	39
Avg Return	21.3	24.2	26.3	23.5	25.6	26.0	24.0	23.7
Returned for TD	0	0	1	1	1	1	0	1
PENALTIES	110	85	102	163	91	104	106	113
Yards Penalized	916	779	849	1358	753	960	1004	1013
FUMBLES BY	17	28	25	16	20	17	24	13
Fumbles Lost	10	12	16	7	8	8	9	6
Opp Fumbles	18	17	25	13	11	20	15	20
Opp Fum Lost	6	3	12	8	4	12	9	10
POSS. TIME (avg)	29:10	30:23	30:49	29:51	31:39	27:52	28:11	30:16
TOUCHDOWNS	20	33	45	38	46	34	37	48
Rushing	5	11	14	16	16	8	12	26
Passing	13	20	26	20	27	22	21	21
Returns	2	2	5	2	3	4	4	1
EXTRA-PT KICKS	20/20	32/32	44/44	36/36	44/45	34/34	33/33	44/45
2-PT CONVERSIONS	0/0	0/1	0/1	0/2	1/1	0/0	0/2	2/3
FIELD GOALS/FGA	24/30	33/39	19/25	31/35	28/35	29/32	19/24	22/28
POINTS SCORED	212	329	377	359	406	325	312	406

<b>DEFENSE</b>	<b>K.C.</b>	<b>Miami</b>	<b>NY-J</b>	<b>Oak.</b>	<b>S.D.</b>	<b>Tenn.</b>	<b>Ariz.</b>	<b>Car.</b>
POINTS ALLOWED	338	313	363	433	377	317	348	429
OPP FIRST DOWNS	291	310	272	369	311	324	333	329
Rushing	96	88	83	105	102	111	118	110
Passing	169	198	167	206	186	187	174	191
Penalty	26	24	22	58	23	26	41	28
OPP YARDS GAINED	5333	5522	4993	6201	5546	5682	5682	6042
Avg per Game	333.3	345.1	312.1	387.6	346.6	355.1	355.1	377.6
OPP RUSHING(net)	2112	1530	1777	2178	1955	2053	1986	2093
Avg per Game	132.0	95.6	111.1	136.1	122.2	128.3	124.1	130.8
Rushes	508	412	451	430	448	461	475	451
Yards per Rush	4.2	3.7	3.9	5.1	4.4	4.5	4.2	4.6
OPP PASSING(net)	3221	3992	3216	4023	3591	3629	3696	3949
Avg per Game	201.3	249.5	201.0	251.4	224.4	226.8	231.0	246.8
Passes Att.	454	590	507	601	478	591	578	490
Completed	257	350	275	324	299	369	340	318
Pct Completed	56.6	59.3	54.2	53.9	62.6	62.4	58.8	64.9
Sacked	29	41	35	39	32	28	42	31
Yards Lost	186	241	198	239	187	180	304	170
INTERCEPTED BY	20	16	19	18	17	11	10	14
Yards Returned	283	256	378	252	260	179	117	197
Returned for TD	2	1	2	0	1	1	0	0
OPP PUNT RETURNS	36	47	32	44	25	36	50	35
Avg return	11.4	9.9	7.5	13.5	13.2	6.1	12.2	13.3
OPP KICKOFF RET	25	41	61	47	57	30	52	30
Avg return	24.2	22.9	21.2	25.7	25.5	22.7	25.0	27.0
OPP TOUCHDOWNS	38	33	39	53	43	34	34	50
Rushing	14	8	17	15	8	10	15	18
Passing	23	24	15	31	29	21	17	28
Returns	1	1	7	7	6	3	2	4

**WEEK 17 / THROUGH SUNDAY, JANUARY 1, 2012**

<b>OFFENSE</b>	<b>Chi.</b>	<b>Dal.</b>	<b>Minn.</b>	<b>Phil.</b>	<b>St.L.</b>	<b>Sea.</b>	<b>T.B.</b>	<b>Wash.</b>
GAMES (Won-Lost)	8-8	8-8	3-13	8-8	2-14	7-9	4-12	5-11
FIRST DOWNS	271	327	297	356	267	265	277	312
Rushing	97	91	118	134	79	89	74	79
Passing	153	219	159	197	159	153	180	204
Penalty	21	17	20	25	29	23	23	29
YDS GAINED (tot)	5026	6008	5275	6386	4537	4860	5108	5387
Avg per Game	314.1	375.5	329.7	399.1	283.6	303.8	319.3	336.7
RUSHING (net)	2015	1807	2318	2276	1667	1756	1458	1614
Avg per Game	125.9	112.9	144.9	142.3	104.2	109.8	91.1	100.9
Rushes	456	408	448	450	409	444	346	400
Yards per Rush	4.4	4.4	5.2	5.1	4.1	4.0	4.2	4.0
PASSING (net)	3011	4201	2957	4110	2870	3104	3650	3773
Avg per Game	188.2	262.6	184.8	256.9	179.4	194.0	228.1	235.8
Passes Att.	473	570	510	554	549	509	588	591
Completed	268	376	286	330	292	299	365	346
Pct Completed	56.7	66.0	56.1	59.6	53.2	58.7	62.1	58.5
Yards Gained	3346	4453	3255	4276	3258	3444	3838	4058
Sacked	49	39	49	32	55	50	32	41
Yards Lost	335	252	298	166	388	340	188	285
Had intercepted	20	12	17	25	10	14	24	24
Yards Opp Ret	380	158	213	368	40	187	266	353
Opp TDs on Int	3	2	3	2	0	1	2	0
PUNTS	89	71	77	67	106	95	67	66
Avg Yards	43.9	42.9	45.7	42.2	43.9	46.6	45.1	43.1
PUNT RETURNS	30	41	33	30	27	42	29	37
Avg Return	15.7	7.1	8.4	7.1	11.0	11.0	8.0	8.9
Returned for TD	2	0	0	0	1	0	0	0
KICKOFF RETURNS	57	33	53	39	55	46	46	56
Avg Return	21.7	23.3	26.9	20.9	23.3	24.8	22.3	22.1
Returned for TD	1	0	1	0	0	0	0	0
PENALTIES	104	114	109	107	112	138	123	91
Yards Penalized	800	816	908	853	899	1047	1007	897
FUMBLES BY	26	24	20	23	27	22	30	25
Fumbles Lost	9	9	9	13	13	9	16	11
Opp Fumbles	23	20	26	18	24	18	21	26
Opp Fum Lost	11	10	15	9	6	9	10	8
POSS. TIME (avg)	30:13	30:55	28:39	31:20	28:07	28:07	29:04	30:09
TOUCHDOWNS	38	39	39	46	18	35	30	28
Rushing	10	5	18	20	7	15	9	8
Passing	18	33	20	22	9	15	17	19
Returns	10	1	1	4	2	5	4	1
EXTRA-PT KICKS	37/37	39/39	38/39	46/46	18/18	34/34	23/23	25/26
2-PT CONVERSIONS	1/1	0/0	0/0	0/0	0/0	0/1	2/7	1/2
FIELD GOALS/FGA	28/32	32/37	22/28	24/27	21/28	25/30	26/28	31/41
POINTS SCORED	353	369	340	396	193	321	287	288
<b>DEFENSE</b>	<b>Chi.</b>	<b>Dal.</b>	<b>Minn.</b>	<b>Phil.</b>	<b>St.L.</b>	<b>Sea.</b>	<b>T.B.</b>	<b>Wash.</b>
POINTS ALLOWED	341	347	449	328	407	315	494	367
OPP FIRST DOWNS	291	305	332	289	313	310	356	295
Rushing	75	78	92	84	122	96	135	95
Passing	199	199	213	173	166	174	188	180
Penalty	17	28	27	32	25	40	33	20
OPP YARDS GAINED	5607	5491	5731	5198	5734	5315	6311	5437
Avg per Game	350.4	343.2	358.2	324.9	358.4	332.2	394.4	339.8
OPP RUSHING(net)	1542	1585	1712	1801	2427	1797	2497	1884
Avg per Game	96.4	99.1	107.0	112.6	151.7	112.3	156.1	117.8
Rushes	384	385	439	414	509	473	498	438
Yards per Rush	4.0	4.1	3.9	4.4	4.8	3.8	5.0	4.3
OPP PASSING(net)	4065	3906	4019	3397	3307	3518	3814	3553
Avg per Game	254.1	244.1	251.2	212.3	206.7	219.9	238.4	222.1
Passes Att.	631	545	538	518	485	543	481	509
Completed	383	336	367	301	294	324	301	308
Pct Completed	60.7	61.7	68.2	58.1	60.6	59.7	62.6	60.5
Sacked	33	42	50	50	39	33	23	41
Yards Lost	208	243	342	316	261	232	148	251
INTERCEPTED BY	20	15	8	15	12	22	14	13
Yards Returned	177	217	152	192	169	462	195	127
Returned for TD	4	1	0	1	1	4	3	1
OPP PUNT RETURNS	41	30	43	31	45	47	36	32
Avg return	5.4	9.3	12.4	5.7	12.3	11.5	7.4	7.8
OPP KICKOFF RET	35	52	57	51	36	48	25	36
Avg return	24.4	21.4	24.6	23.1	25.1	26.0	22.8	20.8
OPP TOUCHDOWNS	36	38	50	40	45	33	61	38
Rushing	10	10	10	11	17	10	26	15
Passing	22	24	34	27	21	18	30	22
Returns	4	4	6	2	7	5	5	1

**WEEK 17 / THROUGH SUNDAY, JANUARY 1, 2012**

**AFC / TEAM/OFFENSE RANK**

Tm	(A)	(B)	(C)	(D)	(E)	(F)	(G)	(H)	(I)	(J)	(K)	(L)	(M)	(N)	(O)	(P)	(Q)
BAL	7	8	4	6	8	10	3	7	7	4	3	12	6	6	11	4	12
BUF	6	6	7	1	6	7	15	1	6	15	7	2	11	3	13	6	15t
CIN	9	10	11	12	9	8	6	3	11	8	8	4	12	11	8	8	4
CLE	14	15	15	16	12	15	4	10	13	6	4	6	9	16	16	15	9
DEN	11	11	1	2	15	14	10	15	10	16	16	1	7	5	4	12	13t
HOU	5	5	2	4	7	4	1	11	5	5	15	9	4	12	14	3	8
IND	15	14	14	9	14	13	7	8	15	12	11t	16	16	8	9	13t	5
JAC	16	16	6	10	16	16	11	14	16	13	14	15	13	15	15	13t	1
KC	13	12	9	13	13	11	14	9	14	9	6	3	15	9	5	16	10t
MIA	10	9	5	8	11	9	8	16	9	14	9t	5	8	2	2	9	7
NE	1	1	12	11	1	1	2	6	1	3	2	10	14	7	1	1	6
NYJ	12	13	13	15	10	12	12	12	8	11	11t	11	1	14	10	5	13t
OAK	3	3	3	3	4	3	16	4	4	10	5	14	10	1	3	7	3
PIT	4	4	8	5	3	5	9	13	3	2	9t	7	5	10	12	10t	15t
SD	2	2	10	7	2	2	13	5	2	1	11t	13	3	4	6	2	10t
TEN	8	7	16	14	5	6	5	2	12	7	1	8	2	13	7	10t	2

**AFC / OPPONENT/DEFENSE RANK**

Tm	(A)	(B)	(C)	(D)	(E)	(F)	(G)	(H)	(I)	(J)	(K)	(L)	(M)	(N)	(O)	(P)	(Q)	(R)	(S)
BAL	3	2	1	1	4	3	9	1	3	1	12	14	15	3	5	2	14	2	3
BUF	14	15	14	15	13	13	2	15	13	10	16	11	1	6	7	16	9	10	9
CIN	6	4	6	5	8	4	14	2	6	6	5	3	2	12	9	7	4t	6	6
CLE	7	7	16	12	2	6	12	7	8	12	8	13	8	10	2	4	12	14	14
DEN	12	11	10	8	12	11	15	4	11	3	4	10	12	15	3	13	6	12	13
HOU	2	3	3	7	3	2	7	3	4	7	11	7	5	13	12	3	8	3	2
IND	13	12	15	10	11	14	16	14	14	15	13t	12	16	4	14	14	10	16	16
JAC	5	6	5	3	7	8	6	13	2	8	10	2	11	1	11	8	2	13	15
KC	8	10	12	9	6	12	1	12	7	5	9	9	10	16	13	9	7	15	11
MIA	9	9	2	2	14	10	10	5	9	4	13t	8	7	8	6	5	3	7	12
NE	16	16	8	14	16	16	4	11	16	14	7	6	4	9	10	10	11	1	5
NYJ	4	5	7	4	5	7	3	6	5	2	1	4	3	7	4	11	16	8	7
OAK	15	14	13	16	15	9	8	10	15	13	3	16	14	11	15	15	1	11	8
PIT	1	1	4	6	1	1	11	9	1	9	15	5	9	2	8	1	4t	4	1
SD	10	13	9	11	9	15	5	8	10	16	2	15	13	14	16	12	13	5	4
TEN	11	8	11	13	10	5	13	16	12	11	6	1	6	5	1	6	15	9	10

- (A) Total Yards per Game
- (B) Yards per Play
- (C) Rushing Yards per Game
- (D) Rushing Yards per Attempt
- (E) Passing Net Yards per Game
- (F) Passing Net Yards per Play
- (G) Passing, Percent Had Intercepted
- (H) Sacks per Pass Play
- (I) First Downs per Game
- (J) Third Down Efficiency
- (K) Fourth Down Efficiency
- (L) Punt Return Average
- (M) Kickoff Return Average
- (N) Gross Punting Average
- (O) Net Punting Average
- (P) Points per Game
- (Q) Field Goal Percentage
- Combined Offense/Defense Rank
- (R) Points per Game Differential
- (S) Net Yards per Game Differential

**WEEK 17 / THROUGH SUNDAY, JANUARY 1, 2012**

**NFC / TEAM/OFFENSE RANK**

Tm	(A)	(B)	(C)	(D)	(E)	(F)	(G)	(H)	(I)	(J)	(K)	(L)	(M)	(N)	(O)	(P)	(Q)
ARI	11	11	11	9	11	11	14	13	11	14	2t	2	7	8	11	13	11t
ATL	7	8	7	12	6	8	6	2	4t	3	12t	8	9	16	8	5	1
CAR	5	3	1	1	8	5	10	7	6	5	2t	16	8	14	16	4	13t
CHI	13	13	6	6	13	13	15	16	14	13	16	1	15	10	3	10	4
DAL	8	7	8	5	5	6	4	8	8	6	5t	13	10t	13	14	9	5
DET	4	6	14	7	3	7	7	4	4t	11	4	12	6	11	15	3	9
GB	2	2	13	15	2	1	2	10	3	2	5t	6	5	6	9	1	6
<b>MIN</b>	<b>10</b>	<b>10</b>	<b>2</b>	<b>2</b>	<b>14</b>	<b>15</b>	<b>11</b>	<b>11</b>	<b>10</b>	<b>7</b>	<b>9</b>	<b>10</b>	<b>2</b>	<b>4</b>	<b>10</b>	<b>11</b>	<b>13t</b>
NO	1	1	4	4	1	2	5	1	1	1	15	7	3	2	2	2	10
NYG	6	5	16	16	4	3	8	3	7	8	12t	15	12	5	6	7	11t
PHI	3	4	3	3	7	4	16	6	2	4	7t	14	16	15	13	6	3
STL	16	16	10	11	16	16	3	15	15	16	11	5	10t	9	12	16	16
SF	14	14	5	10	15	10	1	12	12	15	1	3	1	1	1	8	7
SEA	15	15	9	14	12	14	9	14	16	12	7t	4	4	3	5	12	8
TB	12	9	15	8	10	12	13	5	13	10	10	11	13	7	4	15	2
WAS	9	12	12	13	9	9	12	9	9	9	12t	9	14	12	7	14	15

**NFC / OPPONENT/DEFENSE RANK**

Tm	(A)	(B)	(C)	(D)	(E)	(F)	(G)	(H)	(I)	(J)	(K)	(L)	(M)	(N)	(O)	(P)	(Q)	(R)	(S)
ARI	8	3	12	7	6	3	14	7	13	1	10	11	11	8	1	7	2	12	13
ATL	4	7	3	6	7	9	6	12	4	15	11	1	10	14	13	8	9	6	3
CAR	14	14	14	11	11	16	10	10	11	14	3	15	16	4	8	14	14	11	6
CHI	7	5	2	4	13	6	7	14	3	5	6t	2	8	1	2	5	11	8	14
DAL	6	12	4	5	10	12	11	6	6	12	4	8	2	16	16	6	4	7	4
DET	11	9	13	15	9	1	4	9	9	2	9	16	13	12	12	11	15	4	5
GB	16	15	7	12	16	14	1	16	16	13	1	14	7	2	4	9	7t	2	10
<b>MIN</b>	<b>9</b>	<b>10</b>	<b>5</b>	<b>3</b>	<b>12</b>	<b>13</b>	<b>15</b>	<b>2</b>	<b>12</b>	<b>16</b>	<b>12t</b>	<b>13</b>	<b>9</b>	<b>15</b>	<b>15</b>	<b>15</b>	<b>16</b>	<b>14</b>	<b>12</b>
NO	12	13	6	14	15	7	16	13	10	3	2	4	14	7	9	4	13	1	1
NYG	13	11	11	10	14	10	5	3	14	9	12t	9	4	6	14	12	6	10	7
PHI	2	4	9	9	2	4	9	1	2	7	6t	3	6	3	11	3	1	5	2
STL	10	8	15	13	1	8	13	5	8	10	14	12	12	10	10	13	12	16	15
SF	1	1	1	1	5	2	3	8	1	6	6t	7	5	11	3	1	7t	3	8
SEA	3	2	8	2	3	5	2	11	7	4	15	10	15	9	5	2	3	9	11
TB	15	16	16	16	8	15	8	15	15	11	16	5	3	5	6	16	5	15	16
WAS	5	6	10	8	4	11	12	4	5	8	5	6	1	13	7	10	10	13	9

- (A) Total Yards per Game
- (B) Yards per Play
- (C) Rushing Yards per Game
- (D) Rushing Yards per Attempt
- (E) Passing Net Yards per Game
- (F) Passing Net Yards per Play
- (G) Passing, Percent Had Intercepted
- (H) Sacks per Pass Play
- (I) First Downs per Game
- (J) Third Down Efficiency
- (K) Fourth Down Efficiency
- (L) Punt Return Average
- (M) Kickoff Return Average
- (N) Gross Punting Average
- (O) Net Punting Average
- (P) Points per Game
- (Q) Field Goal Percentage
- Combined Offense/Defense Rank
- (R) Points per Game Differential
- (S) Net Yards per Game Differential

**WEEK 17 / THROUGH SUNDAY, JANUARY 1, 2012**

**NFL / TEAM/OFFENSE RANK**

Tm	(A)	(B)	(C)	(D)	(E)	(F)	(G)	(H)	(I)	(J)	(K)	(L)	(M)	(N)	(O)	(P)	(Q)
BAL	15	18	10	12	19	19	9	13	15t	7	6t	19	9	9	19	12	26
BUF	14	13	13	5	15	15	30	2	14	28	15	4	23	4	22	14	31t
CIN	20	23	19	27	20	17	13	5	22	18	16	7	24	19	14	18	8
CLE	29	30	28	31	24	30	10	17t	25	12	8	9	17	32	30	30	17t
DEN	23	25	1	6	31	29	19	27	20t	30	32	3	11	6	8	25	27t
HOU	13	12	2	8	18	8	4	20	13	8	30	15	7	20	24	10	15
IND	30	29	26	18	27	28	14	14	31	23	21t	32	32	11	15	28t	11
JAC	32	32	12	23	32	32	20	24	32	25	24	31	25	31	29	28t	3
KC	27	26	15	28	25	24	25	16	26t	19	14	6	30	12	9	31	20t
MIA	22	22	11	15	23	18	17	32	19	26	19t	8	13	3	4	20	13t
NE	2	3	20	24	2	2	5	9	2	5	3	16	29	10	3	3	12
NYJ	25	28	22	30	21	25	22	21	17	22	21t	18	4	28	18	13	27t
OAK	9	9	7	7	11	6	31	7	11	21	9	24	18	1	5	16	6
PIT	12	11	14	11	10	9	18	23	9	4	19t	13	8	18	20	21t	31t
SD	6	6	16	14	6	5	24	8	3	2	21t	22	6	5	10	5t	20t
TEN	17	15	31	29	12	14	11	3	24	17	1	14	5	24	11	21t	4
ARI	19	19	24	17	17	21	28	28	20t	29	4t	2	15	17	25	24	22t
ATL	10	14	17	21	8	13	8	4	6t	6	26t	20	19	30	17	7	1
CAR	7	4	3	1	13	10	21	15	8	10	4t	30	16	27	32	5t	24t
CHI	24	21	9	10	26	23	29	31	28	27	31	1	28	22	6	17	7
DAL	11	10	18	9	7	11	6	17t	12	11	10t	27	20t	26	28	15	9
DET	5	8	29	13	4	12	12	10	6t	20	6t	26	14	23	31	4	17t
GB	3	2	27	26	3	1	2	22	5	3	10t	12	12	15	21	1	10
<b>MIN</b>	<b>18</b>	<b>17</b>	<b>4</b>	<b>2</b>	<b>28</b>	<b>27</b>	<b>23</b>	<b>25</b>	<b>18</b>	<b>13</b>	<b>17</b>	<b>23</b>	<b>2</b>	<b>13</b>	<b>23</b>	<b>19</b>	<b>24t</b>
NO	1	1	6	4	1	3	7	1	1	1	29	17	3	7	2	2	19
NYG	8	7	32	32	5	4	15	6	10	14	26t	29	22	14	13	9	22t
PHI	4	5	5	3	9	7	32	12	4	9	12t	28	31	29	27	8	5
STL	31	31	23	20	30	31	3	30	29	32	25	11	20t	21	26	32	30
SF	26	24	8	19	29	20	1	26	23	31	2	5	1	2	1	11	13t
SEA	28	27	21	25	22	26	16	29	30	24	12t	10	10	8	12	23	16
TB	21	16	30	16	16	22	27	11	26t	16	18	25	26	16	7	27	2
WAS	16	20	25	22	14	16	26	19	15t	15	26t	21	27	25	16	26	29

Team/Offense Rank

- (A) Total Yards per Game
- (B) Yards per Play
- (C) Rushing Yards per Game
- (D) Rushing Yards per Attempt
- (E) Passing Net Yards per Game
- (F) Passing Net Yards per Play
- (G) Passing, Percent Had Intercepted
- (H) Sacks per Pass Play
- (I) First Downs per Game
- (J) Third Down Efficiency
- (K) Fourth Down Efficiency
- (L) Punt Return Average
- (M) Kickoff Return Average
- (N) Gross Punting Average
- (O) Net Punting Average
- (P) Points per Game
- (Q) Field Goal Percentage



**WEEK 17 / THROUGH SUNDAY, JANUARY 1, 2012**

**NFL / OPPONENT/DEFENSE RANK**

Tm	(A)	(B)	(C)	(D)	(E)	(F)	(G)	(H)	(I)	(J)	(K)	(L)	(M)	(N)	(O)	(P)	(Q)	(R)	(S)
BAL	3	2	2	2	4	3	19	3	4	2	21	24	31	8	13	3	29	5	5
BUF	26	28	28	27	19	26	5	27	27	21	31t	20	1	15	16	30	21	22	19
CIN	7	4	10	8	9	4	27	4	7	12	8t	7	3	26	18	9	10t	13	13
CLE	10	9	30	21	2	6	25	15	13	24	17	23	12	23	9	5	26t	27	28
DEN	20	16	22	13	18	21	29	10	19	6	6t	19	20	30	11	24	14	25	27
HOU	2	3	4	11	3	2	14	5	5	14	20	15	7	27	23	4	18t	6	3
IND	25	22	29	17	15	27	30	26	28	31	22t	22	32	9	26	28	23	30	32
JAC	6	8	9	5	8	14	12	24	3	15	19	6	18	5	22	11	5	26	29
KC	11	15	26	14	6	24	2	21	9t	8	18	18	17	32	24	12	15t	29	21
MIA	15	13	3	3	25	18	21	13	15t	7	22t	16	10	21	15	6	6t	14	22
NE	31	29	17	24	31	29	7	20	32	28	15t	13	6	22	19	15	24	3	10
NYJ	5	5	13	7	5	7	6	14	6	4	1	9	4	18	12	20	32	15	15
OAK	29	26	27	32	27	15	15	19	31	25	5	32	27	25	29	29	2	23	18
PIT	1	1	8	9	1	1	24	18	1	19	28	12	16	7	17	1	10t	7	1
SD	16	25	20	20	13	28	8	17	17	32	2	29	25	28	30	22	28	11	6
TEN	18t	11	24	22	14	5	26	31	20	23	10t	4	8	10	2	8	31	17	20
ARI	18t	10	21	16	17	10	28	11	25	1	22t	25	23	13	1	17	3	21	25
ATL	12	18	6	15	20	19	11	25	11	29	25	1	22	24	27	18	15t	10	7
CAR	28	30	25	25	24	32	18	22	23	27	6t	30	30	4	10	27	25	20	11
CHI	17	14	5	10	28	13	13	29	9t	10	12t	2	19	1	3	14	18t	16	26
DAL	14	24	7	12	23	23	20	9	14	22	8t	14	5	31	32	16	6t	12	8
DET	23	20	23	30	22	8	9	16	21	3	15t	31	26	19	25	23	26t	8	9
GB	32	31	14	26	32	30	1	32	30	26	3	28	15	2	5	19	10t	2	17
<b>MIN</b>	<b>21</b>	<b>21</b>	<b>11</b>	<b>6</b>	<b>26</b>	<b>25</b>	<b>31</b>	<b>2</b>	<b>24</b>	<b>30</b>	<b>26t</b>	<b>27</b>	<b>21</b>	<b>29</b>	<b>31</b>	<b>31</b>	<b>30</b>	<b>28</b>	<b>24</b>
NO	24	27	12	29	30	16	32	28	22	5	4	5	28	12	14	13	22	1	2
NYG	27	23	19	23	29	20	10	6	26	17	26t	17	11	11	28	25	9	19	12
PHI	8	12	16	19	10	11	17	1	8	13	12t	3	14	3	21	10	1	9	4
STL	22	19	31	28	7	17	23	8	18	18	29	26	24	16	20	26	20	32	30
SF	4	6	1	1	16	9	4	12	2	11	12t	11	13	17	4	2	10t	4	14
SEA	9	7	15	4	11	12	3	23	15t	9	30	21	29	14	6	7	4	18	23
TB	30	32	32	31	21	31	16	30	29	20	31t	8	9	6	7	32	8	31	31
WAS	13	17	18	18	12	22	22	7	12	16	10t	10	2	20	8	21	17	24	16

Opponent/Defense Rank

- (A) Total Yards per Game
- (B) Yards per Play
- (C) Rushing Yards per Game
- (D) Rushing Yards per Attempt
- (E) Passing Net Yards per Game
- (F) Passing Net Yards per Play
- (G) Passing, Percent Had Intercepted
- (H) Sacks per Pass Play
- (I) First Downs per Game
- (J) Third Down Efficiency
- (K) Fourth Down Efficiency
- (L) Punt Return Average
- (M) Kickoff Return Average
- (N) Gross Punting Average
- (O) Net Punting Average
- (P) Points per Game
- (Q) Field Goal Percentage

Combined Offense/Defense Rank

- (R) Points per Game Differential
- (S) Net Yards per Game Differential

**WEEK 17 / THROUGH SUNDAY, JANUARY 1, 2012****AFC / TOTAL OFFENSE**

Rank	Team	Total	Rushing	Passing	Total	Rushing	Passing
1)	New England	6848	1764	5084	428.0	110.3	317.8
2)	San Diego	6290	1864	4426	393.1	116.5	276.6
3)	Oakland	6072	2110	3962	379.5	131.9	247.6
4)	Pittsburgh	5957	1903	4054	372.3	118.9	253.4
5)	Houston	5954	2448	3506	372.1	153.0	219.1
6)	Buffalo	5624	1921	3703	351.5	120.1	231.4
7)	Baltimore	5419	1996	3423	338.7	124.8	213.9
8)	Tennessee	5361	1438	3923	335.1	89.9	245.2
9)	Cincinnati	5118	1778	3340	319.9	111.1	208.8
10)	Miami	5078	1987	3091	317.4	124.2	193.2
11)	Denver	5066	2632	2434	316.6	164.5	152.1
12)	New York Jets	4989	1692	3297	311.8	105.8	206.1
13)	Kansas City	4973	1893	3080	310.8	118.3	192.5
14)	Cleveland	4621	1531	3090	288.8	95.7	193.1
15)	Indianapolis	4589	1594	2995	286.8	99.6	187.2
16)	Jacksonville	4149	1970	2179	259.3	123.1	136.2

**AFC / TOTAL DEFENSE**

Rank	Team	Total	Rushing	Passing	Total	Rushing	Passing
1)	Pittsburgh	4348	1597	2751	271.8	99.8	171.9
2)	Houston	4571	1536	3035	285.7	96.0	189.7
3)	Baltimore	4622	1482	3140	288.9	92.6	196.3
4)	New York Jets	4993	1777	3216	312.1	111.1	201.0
5)	Jacksonville	5008	1667	3341	313.0	104.2	208.8
6)	Cincinnati	5060	1675	3385	316.3	104.7	211.6
7)	Cleveland	5318	2359	2959	332.4	147.4	184.9
8)	Kansas City	5333	2112	3221	333.3	132.0	201.3
9)	Miami	5522	1530	3992	345.1	95.6	249.5
10)	San Diego	5546	1955	3591	346.6	122.2	224.4
11)	Tennessee	5682	2053	3629	355.1	128.3	226.8
12)	Denver	5725	2021	3704	357.8	126.3	231.5
13)	Indianapolis	5935	2303	3632	370.9	143.9	227.0
14)	Buffalo	5938	2224	3714	371.1	139.0	232.1
15)	Oakland	6201	2178	4023	387.6	136.1	251.4
16)	New England	6577	1874	4703	411.1	117.1	293.9

**NFC / TOTAL OFFENSE**

Rank	Team	Total	Rushing	Passing	Total	Rushing	Passing
1)	New Orleans	7474	2127	5347	467.1	132.9	334.2
2)	Green Bay	6482	1558	4924	405.1	97.4	307.8
3)	Philadelphia	6386	2276	4110	399.1	142.3	256.9
4)	Detroit	6337	1523	4814	396.1	95.2	300.9
5)	Carolina	6237	2408	3829	389.8	150.5	239.3
6)	New York Giants	6161	1427	4734	385.1	89.2	295.9
7)	Atlanta	6026	1834	4192	376.6	114.6	262.0
8)	Dallas	6008	1807	4201	375.5	112.9	262.6
9)	Washington	5387	1614	3773	336.7	100.9	235.8
<b>10)</b>	<b>Minnesota</b>	<b>5275</b>	<b>2318</b>	<b>2957</b>	<b>329.7</b>	<b>144.9</b>	<b>184.8</b>
11)	Arizona	5192	1625	3567	324.5	101.6	222.9
12)	Tampa Bay	5108	1458	3650	319.3	91.1	228.1
13)	Chicago	5026	2015	3011	314.1	125.9	188.2
14)	San Francisco	4974	2038	2936	310.9	127.4	183.5
15)	Seattle	4860	1756	3104	303.8	109.8	194.0
16)	St. Louis	4537	1667	2870	283.6	104.2	179.4

**NFC / TOTAL DEFENSE**

Rank	Team	Total	Rushing	Passing	Total	Rushing	Passing
1)	San Francisco	4930	1236	3694	308.1	77.3	230.9
2)	Philadelphia	5198	1801	3397	324.9	112.6	212.3
3)	Seattle	5315	1797	3518	332.2	112.3	219.9
4)	Atlanta	5338	1552	3786	333.6	97.0	236.6
5)	Washington	5437	1884	3553	339.8	117.8	222.1
6)	Dallas	5491	1585	3906	343.2	99.1	244.1
7)	Chicago	5607	1542	4065	350.4	96.4	254.1
8)	Arizona	5682	1986	3696	355.1	124.1	231.0
<b>9)</b>	<b>Minnesota</b>	<b>5731</b>	<b>1712</b>	<b>4019</b>	<b>358.2</b>	<b>107.0</b>	<b>251.2</b>
10)	St. Louis	5734	2427	3307	358.4	151.7	206.7
11)	Detroit	5881	2050	3831	367.6	128.1	239.4
12)	New Orleans	5895	1738	4157	368.4	108.6	259.8
13)	New York Giants	6022	1940	4082	376.4	121.3	255.1
14)	Carolina	6042	2093	3949	377.6	130.8	246.8
15)	Tampa Bay	6311	2497	3814	394.4	156.1	238.4
16)	Green Bay	6585	1789	4796	411.6	111.8	299.8

**WEEK 17 / THROUGH SUNDAY, JANUARY 1, 2012**

**NFL / TOTAL OFFENSE**

Rank	Team	Total	Rushing	Passing	Total	Rushing	Passing
1)	New Orleans	7474	2127	5347	467.1	132.9	334.2
2)	New England	6848	1764	5084	428.0	110.3	317.8
3)	Green Bay	6482	1558	4924	405.1	97.4	307.8
4)	Philadelphia	6386	2276	4110	399.1	142.3	256.9
5)	Detroit	6337	1523	4814	396.1	95.2	300.9
6)	San Diego	6290	1864	4426	393.1	116.5	276.6
7)	Carolina	6237	2408	3829	389.8	150.5	239.3
8)	New York Giants	6161	1427	4734	385.1	89.2	295.9
9)	Oakland	6072	2110	3962	379.5	131.9	247.6
10)	Atlanta	6026	1834	4192	376.6	114.6	262.0
11)	Dallas	6008	1807	4201	375.5	112.9	262.6
12)	Pittsburgh	5957	1903	4054	372.3	118.9	253.4
13)	Houston	5954	2448	3506	372.1	153.0	219.1
14)	Buffalo	5624	1921	3703	351.5	120.1	231.4
15)	Baltimore	5419	1996	3423	338.7	124.8	213.9
16)	Washington	5387	1614	3773	336.7	100.9	235.8
17)	Tennessee	5361	1438	3923	335.1	89.9	245.2
<b>18)</b>	<b>Minnesota</b>	<b>5275</b>	<b>2318</b>	<b>2957</b>	<b>329.7</b>	<b>144.9</b>	<b>184.8</b>
19)	Arizona	5192	1625	3567	324.5	101.6	222.9
20)	Cincinnati	5118	1778	3340	319.9	111.1	208.8
21)	Tampa Bay	5108	1458	3650	319.3	91.1	228.1
22)	Miami	5078	1987	3091	317.4	124.2	193.2
23)	Denver	5066	2632	2434	316.6	164.5	152.1
24)	Chicago	5026	2015	3011	314.1	125.9	188.2
25)	New York Jets	4989	1692	3297	311.8	105.8	206.1
26)	San Francisco	4974	2038	2936	310.9	127.4	183.5
27)	Kansas City	4973	1893	3080	310.8	118.3	192.5
28)	Seattle	4860	1756	3104	303.8	109.8	194.0
29)	Cleveland	4621	1531	3090	288.8	95.7	193.1
30)	Indianapolis	4589	1594	2995	286.8	99.6	187.2
31)	St. Louis	4537	1667	2870	283.6	104.2	179.4
32)	Jacksonville	4149	1970	2179	259.3	123.1	136.2

**NFL / TOTAL DEFENSE**

Rank	Team	Total	Rushing	Passing	Total	Rushing	Passing
1)	Pittsburgh	4348	1597	2751	271.8	99.8	171.9
2)	Houston	4571	1536	3035	285.7	96.0	189.7
3)	Baltimore	4622	1482	3140	288.9	92.6	196.3
4)	San Francisco	4930	1236	3694	308.1	77.3	230.9
5)	New York Jets	4993	1777	3216	312.1	111.1	201.0
6)	Jacksonville	5008	1667	3341	313.0	104.2	208.8
7)	Cincinnati	5060	1675	3385	316.3	104.7	211.6
8)	Philadelphia	5198	1801	3397	324.9	112.6	212.3
9)	Seattle	5315	1797	3518	332.2	112.3	219.9
10)	Cleveland	5318	2359	2959	332.4	147.4	184.9
11)	Kansas City	5333	2112	3221	333.3	132.0	201.3
12)	Atlanta	5338	1552	3786	333.6	97.0	236.6
13)	Washington	5437	1884	3553	339.8	117.8	222.1
14)	Dallas	5491	1585	3906	343.2	99.1	244.1
15)	Miami	5522	1530	3992	345.1	95.6	249.5
16)	San Diego	5546	1955	3591	346.6	122.2	224.4
17)	Chicago	5607	1542	4065	350.4	96.4	254.1
18t)	Tennessee	5682	2053	3629	355.1	128.3	226.8
18t)	Arizona	5682	1986	3696	355.1	124.1	231.0
20)	Denver	5725	2021	3704	357.8	126.3	231.5
<b>21)</b>	<b>Minnesota</b>	<b>5731</b>	<b>1712</b>	<b>4019</b>	<b>358.2</b>	<b>107.0</b>	<b>251.2</b>
22)	St. Louis	5734	2427	3307	358.4	151.7	206.7
23)	Detroit	5881	2050	3831	367.6	128.1	239.4
24)	New Orleans	5895	1738	4157	368.4	108.6	259.8
25)	Indianapolis	5935	2303	3632	370.9	143.9	227.0
26)	Buffalo	5938	2224	3714	371.1	139.0	232.1
27)	New York Giants	6022	1940	4082	376.4	121.3	255.1
28)	Carolina	6042	2093	3949	377.6	130.8	246.8
29)	Oakland	6201	2178	4023	387.6	136.1	251.4
30)	Tampa Bay	6311	2497	3814	394.4	156.1	238.4
31)	New England	6577	1874	4703	411.1	117.1	293.9
32)	Green Bay	6585	1789	4796	411.6	111.8	299.8

**WEEK 17 / THROUGH SUNDAY, JANUARY 1, 2012**

**AFC / TEAM/OFFENSE INSIDE THE 20**

Rank	Team	Poss	Pts	TD	TD%	FG	Score	Score%
1)	New York Jets	55	284	36	65.5	11	47	85.5
2)	New England	72	385	47	65.3	18	65	90.3
3)	Tennessee	37	187	22	59.5	11	33	89.2
4)	San Diego	54	248	29	53.7	15	44	81.5
5)	Buffalo	53	241	28	52.8	15	43	81.1
6)	Oakland	47	218	24	51.1	17	41	87.2
7)	Baltimore	49	233	25	51.0	19	44	89.8
8)	Pittsburgh	53	237	27	50.9	16	43	81.1
9)	Jacksonville	35	151	17	48.6	11	28	80.0
10)	Denver	36	155	17	47.2	12	29	80.6
11)	Miami	53	234	25	47.2	20	45	84.9
12)	Houston	60	267	28	46.7	24	52	86.7
13)	Cincinnati	51	219	23	45.1	20	43	84.3
14)	Indianapolis	38	151	16	42.1	13	29	76.3
15)	Cleveland	31	123	13	41.9	11	24	77.4
16)	Kansas City	36	129	12	33.3	15	27	75.0

**AFC / OPPONENTS/DEFENSE INSIDE THE 20**

Rank	Team	Poss	Pts	TD	TD%	FG	Score	Score%
1)	Baltimore	42	157	16	38.1	15	31	73.8
2)	Cleveland	49	200	20	40.8	20	40	81.6
3)	Miami	52	218	23	44.2	19	42	80.8
4)	Houston	44	192	21	47.7	15	36	81.8
5)	Tennessee	48	214	23	47.9	18	41	85.4
6)	Denver	52	250	27	51.9	21	48	92.3
7)	New York Jets	44	210	23	52.3	16	39	88.6
8)	Pittsburgh	31	149	17	54.8	10	27	87.1
9)	Kansas City	51	236	28	54.9	13	41	80.4
10)	New England	61	284	34	55.7	16	50	82.0
11)	Jacksonville	43	207	24	55.8	13	37	86.0
12)	Cincinnati	41	205	24	58.5	13	37	90.2
13)	Oakland	51	246	30	58.8	12	42	82.4
14)	San Diego	49	250	29	59.2	15	44	89.8
15)	Indianapolis	57	290	35	61.4	15	50	87.7
16)	Buffalo	59	308	38	64.4	14	52	88.1

**NFC / TEAM/OFFENSE INSIDE THE 20**

Rank	Team	Poss	Pts	TD	TD%	FG	Score	Score%
1)	Green Bay	66	358	43	65.2	19	62	93.9
2)	Detroit	58	311	37	63.8	17	54	93.1
3)	New Orleans	75	370	44	58.7	20	64	85.3
4)	Carolina	57	274	33	57.9	14	47	82.5
5)	New York Giants	56	271	32	57.1	15	47	83.9
<b>6)</b>	<b>Minnesota</b>	<b>53</b>	<b>251</b>	<b>30</b>	<b>56.6</b>	<b>14</b>	<b>44</b>	<b>83.0</b>
7)	Chicago	38	183	20	52.6	14	34	89.5
8)	Atlanta	59	280	31	52.5	21	52	88.1
9)	Philadelphia	66	298	34	51.5	20	54	81.8
10)	Arizona	45	198	23	51.1	13	36	80.0
11)	Tampa Bay	38	165	19	50.0	12	31	81.6
12)	Dallas	51	232	25	49.0	19	44	86.3
13)	Seattle	46	198	22	47.8	15	37	80.4
14)	Washington	51	201	21	41.2	18	39	76.5
15)	San Francisco	54	238	22	40.7	28	50	92.6
16)	St. Louis	31	120	12	38.7	12	24	77.4

**NFC / OPPONENTS/DEFENSE INSIDE THE 20**

Rank	Team	Poss	Pts	TD	TD%	FG	Score	Score%
1)	Arizona	58	232	23	39.7	24	47	81.0
2)	San Francisco	34	140	14	41.2	14	28	82.4
3)	Washington	57	237	25	43.9	21	46	80.7
4)	Chicago	56	233	25	44.6	20	45	80.4
5)	Atlanta	47	198	22	46.8	15	37	78.7
6)	Seattle	39	178	19	48.7	15	34	87.2
7)	Detroit	53	240	26	49.1	19	45	84.9
8)	St. Louis	52	245	26	50.0	21	47	90.4
<b>9)</b>	<b>Minnesota</b>	<b>56</b>	<b>266</b>	<b>29</b>	<b>51.8</b>	<b>21</b>	<b>50</b>	<b>89.3</b>
10)	Dallas	49	239	27	55.1	16	43	87.8
11)	Green Bay	56	270	31	55.4	17	48	85.7
12)	New York Giants	61	283	34	55.7	15	49	80.3
13)	Tampa Bay	70	336	40	57.1	19	59	84.3
14)	Carolina	56	278	33	58.9	16	49	87.5
15)	New Orleans	39	197	23	59.0	12	35	89.7
16)	Philadelphia	47	222	28	59.6	9	37	78.7

**WEEK 17 / THROUGH SUNDAY, JANUARY 1, 2012**

**NFL / TEAM/OFFENSE INSIDE THE 20**

Rank	Team	Poss	Pts	TD	TD%	FG	Score	Score%
1)	New York Jets	55	284	36	65.5	11	47	85.5
2)	New England	72	385	47	65.3	18	65	90.3
3)	Green Bay	66	358	43	65.2	19	62	93.9
4)	Detroit	58	311	37	63.8	17	54	93.1
5)	Tennessee	37	187	22	59.5	11	33	89.2
6)	New Orleans	75	370	44	58.7	20	64	85.3
7)	Carolina	57	274	33	57.9	14	47	82.5
8)	New York Giants	56	271	32	57.1	15	47	83.9
<b>9)</b>	<b>Minnesota</b>	<b>53</b>	<b>251</b>	<b>30</b>	<b>56.6</b>	<b>14</b>	<b>44</b>	<b>83.0</b>
10)	San Diego	54	248	29	53.7	15	44	81.5
11)	Buffalo	53	241	28	52.8	15	43	81.1
12)	Chicago	38	183	20	52.6	14	34	89.5
13)	Atlanta	59	280	31	52.5	21	52	88.1
14)	Philadelphia	66	298	34	51.5	20	54	81.8
15)	Arizona	45	198	23	51.1	13	36	80.0
16)	Oakland	47	218	24	51.1	17	41	87.2
17)	Baltimore	49	233	25	51.0	19	44	89.8
18)	Pittsburgh	53	237	27	50.9	16	43	81.1
19)	Tampa Bay	38	165	19	50.0	12	31	81.6
20)	Dallas	51	232	25	49.0	19	44	86.3
21)	Jacksonville	35	151	17	48.6	11	28	80.0
22)	Seattle	46	198	22	47.8	15	37	80.4
23)	Denver	36	155	17	47.2	12	29	80.6
24)	Miami	53	234	25	47.2	20	45	84.9
25)	Houston	60	267	28	46.7	24	52	86.7
26)	Cincinnati	51	219	23	45.1	20	43	84.3
27)	Indianapolis	38	151	16	42.1	13	29	76.3
28)	Cleveland	31	123	13	41.9	11	24	77.4
29)	Washington	51	201	21	41.2	18	39	76.5
30)	San Francisco	54	238	22	40.7	28	50	92.6
31)	St. Louis	31	120	12	38.7	12	24	77.4
32)	Kansas City	36	129	12	33.3	15	27	75.0

**NFL / OPPONENTS/DEFENSE INSIDE THE 20**

Rank	Team	Poss	Pts	TD	TD%	FG	Score	Score%
1)	Baltimore	42	157	16	38.1	15	31	73.8
2)	Arizona	58	232	23	39.7	24	47	81.0
3)	Cleveland	49	200	20	40.8	20	40	81.6
4)	San Francisco	34	140	14	41.2	14	28	82.4
5)	Washington	57	237	25	43.9	21	46	80.7
6)	Miami	52	218	23	44.2	19	42	80.8
7)	Chicago	56	233	25	44.6	20	45	80.4
8)	Atlanta	47	198	22	46.8	15	37	78.7
9)	Houston	44	192	21	47.7	15	36	81.8
10)	Tennessee	48	214	23	47.9	18	41	85.4
11)	Seattle	39	178	19	48.7	15	34	87.2
12)	Detroit	53	240	26	49.1	19	45	84.9
13)	St. Louis	52	245	26	50.0	21	47	90.4
<b>14)</b>	<b>Minnesota</b>	<b>56</b>	<b>266</b>	<b>29</b>	<b>51.8</b>	<b>21</b>	<b>50</b>	<b>89.3</b>
15)	Denver	52	250	27	51.9	21	48	92.3
16)	New York Jets	44	210	23	52.3	16	39	88.6
17)	Pittsburgh	31	149	17	54.8	10	27	87.1
18)	Kansas City	51	236	28	54.9	13	41	80.4
19)	Dallas	49	239	27	55.1	16	43	87.8
20)	Green Bay	56	270	31	55.4	17	48	85.7
21t)	New England	61	284	34	55.7	16	50	82.0
21t)	New York Giants	61	283	34	55.7	15	49	80.3
23)	Jacksonville	43	207	24	55.8	13	37	86.0
24)	Tampa Bay	70	336	40	57.1	19	59	84.3
25)	Cincinnati	41	205	24	58.5	13	37	90.2
26)	Oakland	51	246	30	58.8	12	42	82.4
27)	Carolina	56	278	33	58.9	16	49	87.5
28)	New Orleans	39	197	23	59.0	12	35	89.7
29)	San Diego	49	250	29	59.2	15	44	89.8
30)	Philadelphia	47	222	28	59.6	9	37	78.7
31)	Indianapolis	57	290	35	61.4	15	50	87.7
32)	Buffalo	59	308	38	64.4	14	52	88.1

**WEEK 17 / THROUGH SUNDAY, JANUARY 1, 2012**

**AFC / OFFENSE/TEAMS: FIRST DOWNS, THIRD DOWNS, FOURTH DOWNS**

Rank	Team	FIRST DOWNS				THIRD DOWNS			FOURTH DOWNS		
		Total	Rush	Pass	Pen	Made	Att	Pct	Made	Att	Pct
1)	New England	399	107	262	30	89	194	45.9	7	11	63.6
2)	San Diego	359	97	234	28	103	211	48.8	4	11	36.4
3)	Pittsburgh	341	96	221	24	90	196	45.9	3	8	37.5
4)	Oakland	328	110	186	32	71	199	35.7	7	13	53.8
5)	Houston	321	131	176	14	93	224	41.5	3	11	27.3
6)	Buffalo	313	100	180	33	62	191	32.5	9	22	40.9
7)	Baltimore	312	98	181	33	97	229	42.4	4	7	57.1
8)	New York Jets	301	92	173	36	74	213	34.7	4	11	36.4
9)	Miami	287	89	166	32	69	207	33.3	6	16	37.5
10)	Denver	286	129	130	27	66	214	30.8	3	13	23.1
11)	Cincinnati	285	93	160	32	80	219	36.5	4	10	40.0
12)	Tennessee	281	71	185	25	80	218	36.7	10	14	71.4
13)	Cleveland	278	77	173	28	92	238	38.7	10	18	55.6
14)	Kansas City	277	89	163	25	81	225	36.0	7	17	41.2
15)	Indianapolis	258	69	170	19	74	214	34.6	4	11	36.4
16)	Jacksonville	251	103	122	26	81	241	33.6	6	17	35.3
	<b>Totals</b>	<b>4877</b>	<b>1551</b>	<b>2882</b>	<b>444</b>	<b>1302</b>	<b>3433</b>	<b>37.9</b>	<b>91</b>	<b>210</b>	<b>43.3</b>

**AFC / DEFENSE/OPPONENTS: FIRST DOWNS, THIRD DOWNS, FOURTH DOWNS**

Rank	Team	FIRST DOWNS				THIRD DOWNS			FOURTH DOWNS		
		Total	Rush	Pass	Pen	Made	Att	Pct	Made	Att	Pct
1)	Pittsburgh	264	82	156	26	86	221	38.9	8	13	61.5
2)	Jacksonville	268	73	175	20	79	218	36.2	4	9	44.4
3)	Baltimore	269	79	166	24	71	221	32.1	10	21	47.6
4)	Houston	270	73	166	31	76	212	35.8	6	13	46.2
5)	New York Jets	272	83	167	22	69	211	32.7	1	10	10.0
6)	Cincinnati	284	94	170	20	78	220	35.5	4	11	36.4
7)	Kansas City	291	96	169	26	72	210	34.3	7	16	43.8
8)	Cleveland	301	124	149	28	95	230	41.3	6	14	42.9
9)	Miami	310	88	198	24	74	219	33.8	7	14	50.0
10)	San Diego	311	102	186	23	96	195	49.2	1	9	11.1
11)	Denver	315	101	182	32	73	218	33.5	3	9	33.3
12)	Tennessee	324	111	187	26	96	236	40.7	8	20	40.0
13)	Buffalo	340	120	196	24	75	189	39.7	9	13	69.2
14)	Indianapolis	343	136	193	14	98	216	45.4	3	6	50.0
15)	Oakland	369	105	206	58	92	219	42.0	4	14	28.6
16)	New England	370	101	245	24	87	202	43.1	8	19	42.1
	<b>Totals</b>	<b>4901</b>	<b>1568</b>	<b>2911</b>	<b>422</b>	<b>1317</b>	<b>3437</b>	<b>38.3</b>	<b>89</b>	<b>211</b>	<b>42.2</b>



WEEK 17 / THROUGH SUNDAY, JANUARY 1, 2012

**NFC / OFFENSE/TEAMS: FIRST DOWNS, THIRD DOWNS, FOURTH DOWNS**

Rank	Team	FIRST DOWNS				THIRD DOWNS			FOURTH DOWNS		
		Total	Rush	Pass	Pen	Made	Att	Pct	Made	Att	Pct
1)	New Orleans	416	116	280	20	118	208	56.7	3	10	30.0
2)	Philadelphia	356	134	197	25	85	205	41.5	7	15	46.7
3)	Green Bay	353	89	230	34	91	189	48.1	4	8	50.0
4t)	Atlanta	349	100	215	34	99	224	44.2	4	13	30.8
4t)	Detroit	349	71	244	34	76	212	35.8	8	14	57.1
6)	Carolina	345	139	175	31	75	185	40.5	6	10	60.0
7)	New York Giants	331	84	216	31	77	206	37.4	4	13	30.8
8)	Dallas	327	91	219	17	78	198	39.4	5	10	50.0
9)	Washington	312	79	204	29	81	219	37.0	4	13	30.8
<b>10)</b>	<b>Minnesota</b>	<b>297</b>	<b>118</b>	<b>159</b>	<b>20</b>	<b>83</b>	<b>216</b>	<b>38.4</b>	<b>7</b>	<b>18</b>	<b>38.9</b>
11)	Arizona	286	83	175	28	66	205	32.2	9	15	60.0
12)	San Francisco	282	101	150	31	65	221	29.4	9	14	64.3
13)	Tampa Bay	277	74	180	23	76	206	36.9	8	21	38.1
14)	Chicago	271	97	153	21	66	203	32.5	2	8	25.0
15)	St. Louis	267	79	159	29	64	228	28.1	8	23	34.8
16)	Seattle	265	89	153	23	77	228	33.8	7	15	46.7
	<b>Totals</b>	<b>5083</b>	<b>1544</b>	<b>3109</b>	<b>430</b>	<b>1277</b>	<b>3353</b>	<b>38.1</b>	<b>95</b>	<b>220</b>	<b>43.2</b>

**NFC / DEFENSE/OPPONENTS: FIRST DOWNS, THIRD DOWNS, FOURTH DOWNS**

Rank	Team	FIRST DOWNS				THIRD DOWNS			FOURTH DOWNS		
		Total	Rush	Pass	Pen	Made	Att	Pct	Made	Att	Pct
1)	San Francisco	267	53	190	24	76	216	35.2	7	17	41.2
2)	Philadelphia	289	84	173	32	75	211	35.5	7	17	41.2
3)	Chicago	291	75	199	17	80	229	34.9	7	17	41.2
4)	Atlanta	292	87	186	19	93	211	44.1	6	11	54.5
5)	Washington	295	95	180	20	77	206	37.4	4	10	40.0
6)	Dallas	305	78	199	28	81	204	39.7	4	11	36.4
7)	Seattle	310	96	174	40	77	221	34.8	7	11	63.6
8)	St. Louis	313	122	166	25	83	216	38.4	5	8	62.5
9)	Detroit	325	91	195	39	67	205	32.7	8	19	42.1
10)	New Orleans	326	92	196	38	67	202	33.2	6	22	27.3
11)	Carolina	329	110	191	28	83	194	42.8	4	12	33.3
<b>12)</b>	<b>Minnesota</b>	<b>332</b>	<b>92</b>	<b>213</b>	<b>27</b>	<b>92</b>	<b>208</b>	<b>44.2</b>	<b>5</b>	<b>9</b>	<b>55.6</b>
13)	Arizona	333	118	174	41	71	226	31.4	4	8	50.0
14)	New York Giants	338	103	210	25	84	220	38.2	10	18	55.6
15)	Tampa Bay	356	135	188	33	73	185	39.5	9	13	69.2
16)	Green Bay	358	96	246	16	83	195	42.6	4	16	25.0
	<b>Totals</b>	<b>5059</b>	<b>1527</b>	<b>3080</b>	<b>452</b>	<b>1262</b>	<b>3349</b>	<b>37.7</b>	<b>97</b>	<b>219</b>	<b>44.3</b>

WEEK 17 / THROUGH SUNDAY, JANUARY 1, 2012

NFL / OFFENSE/TEAMS: FIRST DOWNS, THIRD DOWNS, FOURTH DOWNS

Rank	Team	FIRST DOWNS				THIRD DOWNS			FOURTH DOWNS		
		Total	Rush	Pass	Pen	Made	Att	Pct	Made	Att	Pct
1)	New Orleans	416	116	280	20	118	208	56.7	3	10	30.0
2)	New England	399	107	262	30	89	194	45.9	7	11	63.6
3)	San Diego	359	97	234	28	103	211	48.8	4	11	36.4
4)	Philadelphia	356	134	197	25	85	205	41.5	7	15	46.7
5)	Green Bay	353	89	230	34	91	189	48.1	4	8	50.0
6t)	Atlanta	349	100	215	34	99	224	44.2	4	13	30.8
6t)	Detroit	349	71	244	34	76	212	35.8	8	14	57.1
8)	Carolina	345	139	175	31	75	185	40.5	6	10	60.0
9)	Pittsburgh	341	96	221	24	90	196	45.9	3	8	37.5
10)	New York Giants	331	84	216	31	77	206	37.4	4	13	30.8
11)	Oakland	328	110	186	32	71	199	35.7	7	13	53.8
12)	Dallas	327	91	219	17	78	198	39.4	5	10	50.0
13)	Houston	321	131	176	14	93	224	41.5	3	11	27.3
14)	Buffalo	313	100	180	33	62	191	32.5	9	22	40.9
15t)	Baltimore	312	98	181	33	97	229	42.4	4	7	57.1
15t)	Washington	312	79	204	29	81	219	37.0	4	13	30.8
17)	New York Jets	301	92	173	36	74	213	34.7	4	11	36.4
<b>18)</b>	<b>Minnesota</b>	<b>297</b>	<b>118</b>	<b>159</b>	<b>20</b>	<b>83</b>	<b>216</b>	<b>38.4</b>	<b>7</b>	<b>18</b>	<b>38.9</b>
19)	Miami	287	89	166	32	69	207	33.3	6	16	37.5
20t)	Denver	286	129	130	27	66	214	30.8	3	13	23.1
20t)	Arizona	286	83	175	28	66	205	32.2	9	15	60.0
22)	Cincinnati	285	93	160	32	80	219	36.5	4	10	40.0
23)	San Francisco	282	101	150	31	65	221	29.4	9	14	64.3
24)	Tennessee	281	71	185	25	80	218	36.7	10	14	71.4
25)	Cleveland	278	77	173	28	92	238	38.7	10	18	55.6
26t)	Kansas City	277	89	163	25	81	225	36.0	7	17	41.2
26t)	Tampa Bay	277	74	180	23	76	206	36.9	8	21	38.1
28)	Chicago	271	97	153	21	66	203	32.5	2	8	25.0
29)	St. Louis	267	79	159	29	64	228	28.1	8	23	34.8
30)	Seattle	265	89	153	23	77	228	33.8	7	15	46.7
31)	Indianapolis	258	69	170	19	74	214	34.6	4	11	36.4
32)	Jacksonville	251	103	122	26	81	241	33.6	6	17	35.3
	<b>Totals</b>	<b>9960</b>	<b>3095</b>	<b>5991</b>	<b>874</b>	<b>2579</b>	<b>6786</b>	<b>38.0</b>	<b>186</b>	<b>430</b>	<b>43.3</b>

NFL / DEFENSE/OPPONENTS: FIRST DOWNS, THIRD DOWNS, FOURTH DOWNS

Rank	Team	FIRST DOWNS				THIRD DOWNS			FOURTH DOWNS		
		Total	Rush	Pass	Pen	Made	Att	Pct	Made	Att	Pct
1)	Pittsburgh	264	82	156	26	86	221	38.9	8	13	61.5
2)	San Francisco	267	53	190	24	76	216	35.2	7	17	41.2
3)	Jacksonville	268	73	175	20	79	218	36.2	4	9	44.4
4)	Baltimore	269	79	166	24	71	221	32.1	10	21	47.6
5)	Houston	270	73	166	31	76	212	35.8	6	13	46.2
6)	New York Jets	272	83	167	22	69	211	32.7	1	10	10.0
7)	Cincinnati	284	94	170	20	78	220	35.5	4	11	36.4
8)	Philadelphia	289	84	173	32	75	211	35.5	7	17	41.2
9t)	Kansas City	291	96	169	26	72	210	34.3	7	16	43.8
9t)	Chicago	291	75	199	17	80	229	34.9	7	17	41.2
11)	Atlanta	292	87	186	19	93	211	44.1	6	11	54.5
12)	Washington	295	95	180	20	77	206	37.4	4	10	40.0
13)	Cleveland	301	124	149	28	95	230	41.3	6	14	42.9
14)	Dallas	305	78	199	28	81	204	39.7	4	11	36.4
15t)	Miami	310	88	198	24	74	219	33.8	7	14	50.0
15t)	Seattle	310	96	174	40	77	221	34.8	7	11	63.6
17)	San Diego	311	102	186	23	96	195	49.2	1	9	11.1
18)	St. Louis	313	122	166	25	83	216	38.4	5	8	62.5
19)	Denver	315	101	182	32	73	218	33.5	3	9	33.3
20)	Tennessee	324	111	187	26	96	236	40.7	8	20	40.0
21)	Detroit	325	91	195	39	67	205	32.7	8	19	42.1
22)	New Orleans	326	92	196	38	67	202	33.2	6	22	27.3
23)	Carolina	329	110	191	28	83	194	42.8	4	12	33.3
<b>24)</b>	<b>Minnesota</b>	<b>332</b>	<b>92</b>	<b>213</b>	<b>27</b>	<b>92</b>	<b>208</b>	<b>44.2</b>	<b>5</b>	<b>9</b>	<b>55.6</b>
25)	Arizona	333	118	174	41	71	226	31.4	4	8	50.0
26)	New York Giants	338	103	210	25	84	220	38.2	10	18	55.6
27)	Buffalo	340	120	196	24	75	189	39.7	9	13	69.2
28)	Indianapolis	343	136	193	14	98	216	45.4	3	6	50.0
29)	Tampa Bay	356	135	188	33	73	185	39.5	9	13	69.2
30)	Green Bay	358	96	246	16	83	195	42.6	4	16	25.0
31)	Oakland	369	105	206	58	92	219	42.0	4	14	28.6
32)	New England	370	101	245	24	87	202	43.1	8	19	42.1
	<b>Totals</b>	<b>9960</b>	<b>3095</b>	<b>5991</b>	<b>874</b>	<b>2579</b>	<b>6786</b>	<b>38.0</b>	<b>186</b>	<b>430</b>	<b>43.3</b>

WEEK 17 / THROUGH SUNDAY, JANUARY 1, 2012

**AFC / FIRST-DOWN PLAYS BY TEAMS**

<b>Rank</b>	<b>Team</b>	<b>Yds/Play</b>	<b>Plays</b>	<b>Yards</b>
1)	Houston	6.57	466	3063
2)	Oakland	6.39	472	3018
3)	New England	6.39	511	3266
4)	Buffalo	6.06	454	2750
5)	San Diego	5.75	482	2771
6)	Denver	5.63	453	2552
7)	Pittsburgh	5.47	462	2527
8)	Tennessee	5.46	431	2352
9)	Indianapolis	5.34	415	2217
10)	Baltimore	5.32	449	2387
11)	Miami	5.11	439	2243
12)	Kansas City	4.89	437	2136
13)	Cincinnati	4.78	440	2103
14)	New York Jets	4.76	452	2151
15)	Cleveland	4.73	426	2016
16)	Jacksonville	4.59	417	1912
	<b>TOTAL</b>	<b>5.48</b>	<b>7206</b>	<b>39464</b>

**AFC / FIRST-DOWN PLAYS BY OPPONENTS**

<b>Rank</b>	<b>Team</b>	<b>Yds/Play</b>	<b>Plays</b>	<b>Yards</b>
1)	Pittsburgh	4.05	401	1625
2)	Baltimore	4.54	428	1942
3)	Houston	4.71	420	1979
4)	New York Jets	5.02	439	2204
5)	Denver	5.05	477	2409
6)	Cincinnati	5.09	441	2246
7)	Jacksonville	5.21	422	2197
8)	Cleveland	5.29	439	2323
9)	San Diego	5.54	436	2416
10)	Kansas City	5.58	432	2410
11)	Indianapolis	5.64	482	2719
12)	Oakland	5.67	492	2792
13)	Miami	5.92	466	2760
14)	Tennessee	5.96	469	2794
15)	Buffalo	6.23	470	2927
16)	New England	6.90	501	3455
	<b>TOTAL</b>	<b>5.43</b>	<b>7215</b>	<b>39198</b>

WEEK 17 / THROUGH SUNDAY, JANUARY 1, 2012

**NFC / FIRST-DOWN PLAYS BY TEAMS**

<b>Rank</b>	<b>Team</b>	<b>Yds/Play</b>	<b>Plays</b>	<b>Yards</b>
1)	Philadelphia	6.47	487	3149
2)	Detroit	6.33	480	3038
3)	Green Bay	6.29	461	2898
4)	New Orleans	6.27	519	3254
5)	Carolina	5.91	473	2797
6)	Washington	5.84	463	2706
7)	New York Giants	5.80	469	2719
8)	Dallas	5.71	467	2665
9)	San Francisco	5.54	430	2384
10)	Tampa Bay	5.40	426	2302
11)	Atlanta	5.40	481	2599
12)	Arizona	5.36	438	2347
13)	Seattle	4.83	426	2058
<b>14)</b>	<b>Minnesota</b>	<b>4.80</b>	<b>441</b>	<b>2115</b>
15)	Chicago	4.79	432	2069
16)	St. Louis	4.40	433	1904
	<b>TOTAL</b>	<b>5.60</b>	<b>7326</b>	<b>41004</b>

**NFC / FIRST-DOWN PLAYS BY OPPONENTS**

<b>Rank</b>	<b>Team</b>	<b>Yds/Play</b>	<b>Plays</b>	<b>Yards</b>
1)	Seattle	4.97	465	2311
2)	Detroit	5.02	477	2395
3)	Chicago	5.06	455	2301
<b>4)</b>	<b>Minnesota</b>	<b>5.10</b>	<b>465</b>	<b>2371</b>
5)	Arizona	5.13	488	2503
6)	Philadelphia	5.13	430	2206
7)	Dallas	5.45	440	2399
8)	Atlanta	5.47	432	2365
9)	San Francisco	5.51	421	2319
10)	New York Giants	5.65	481	2716
11)	St. Louis	5.75	454	2610
12)	Carolina	6.08	440	2674
13)	Washington	6.17	442	2727
14)	Tampa Bay	6.41	471	3018
15)	New Orleans	6.46	459	2964
16)	Green Bay	6.82	497	3391
	<b>TOTAL</b>	<b>5.64</b>	<b>7317</b>	<b>41270</b>

WEEK 17 / THROUGH SUNDAY, JANUARY 1, 2012

**NFL / FIRST-DOWN PLAYS BY TEAMS**

<b>Rank</b>	<b>Team</b>	<b>Yds/Play</b>	<b>Plays</b>	<b>Yards</b>
1)	Houston	6.57	466	3063
2)	Philadelphia	6.47	487	3149
3)	Oakland	6.39	472	3018
4)	New England	6.39	511	3266
5)	Detroit	6.33	480	3038
6)	Green Bay	6.29	461	2898
7)	New Orleans	6.27	519	3254
8)	Buffalo	6.06	454	2750
9)	Carolina	5.91	473	2797
10)	Washington	5.84	463	2706
11)	New York Giants	5.80	469	2719
12)	San Diego	5.75	482	2771
13)	Dallas	5.71	467	2665
14)	Denver	5.63	453	2552
15)	San Francisco	5.54	430	2384
16)	Pittsburgh	5.47	462	2527
17)	Tennessee	5.46	431	2352
18)	Tampa Bay	5.40	426	2302
19)	Atlanta	5.40	481	2599
20)	Arizona	5.36	438	2347
21)	Indianapolis	5.34	415	2217
22)	Baltimore	5.32	449	2387
23)	Miami	5.11	439	2243
24)	Kansas City	4.89	437	2136
25)	Seattle	4.83	426	2058
<b>26)</b>	<b>Minnesota</b>	<b>4.80</b>	<b>441</b>	<b>2115</b>
27)	Chicago	4.79	432	2069
28)	Cincinnati	4.78	440	2103
29)	New York Jets	4.76	452	2151
30)	Cleveland	4.73	426	2016
31)	Jacksonville	4.59	417	1912
32)	St. Louis	4.40	433	1904
	<b>TOTAL</b>	<b>5.54</b>	<b>14532</b>	<b>80468</b>

**NFL / FIRST-DOWN PLAYS BY OPPONENTS**

<b>Rank</b>	<b>Team</b>	<b>Yds/Play</b>	<b>Plays</b>	<b>Yards</b>
1)	Pittsburgh	4.05	401	1625
2)	Baltimore	4.54	428	1942
3)	Houston	4.71	420	1979
4)	Seattle	4.97	465	2311
5)	New York Jets	5.02	439	2204
6)	Detroit	5.02	477	2395
7)	Denver	5.05	477	2409
8)	Chicago	5.06	455	2301
9)	Cincinnati	5.09	441	2246
<b>10)</b>	<b>Minnesota</b>	<b>5.10</b>	<b>465</b>	<b>2371</b>
11)	Arizona	5.13	488	2503
12)	Philadelphia	5.13	430	2206
13)	Jacksonville	5.21	422	2197
14)	Cleveland	5.29	439	2323
15)	Dallas	5.45	440	2399
16)	Atlanta	5.47	432	2365
17)	San Francisco	5.51	421	2319
18)	San Diego	5.54	436	2416
19)	Kansas City	5.58	432	2410
20)	Indianapolis	5.64	482	2719
21)	New York Giants	5.65	481	2716
22)	Oakland	5.67	492	2792
23)	St. Louis	5.75	454	2610
24)	Miami	5.92	466	2760
25)	Tennessee	5.96	469	2794
26)	Carolina	6.08	440	2674
27)	Washington	6.17	442	2727
28)	Buffalo	6.23	470	2927
29)	Tampa Bay	6.41	471	3018
30)	New Orleans	6.46	459	2964
31)	Green Bay	6.82	497	3391
32)	New England	6.90	501	3455
	<b>TOTAL</b>	<b>5.54</b>	<b>14532</b>	<b>80468</b>

WEEK 17 / THROUGH SUNDAY, JANUARY 1, 2012

**AFC / KICKOFFS (Receiving Team)**

Rank	Team	TotKO	AdjKO	TB	TB%	EZ	EZ%	OB	I20	Avg.Start
1)	New York Jets	85	78	21	26.9	57	67.1	0	11	26.1
2)	Cleveland	75	74	24	32.4	51	68.0	2	11	24.5
3)	Baltimore	69	66	26	39.4	52	75.4	1	15	22.8
4)	New England	75	67	21	31.3	47	62.7	3	13	22.2
5)	San Diego	82	80	38	47.5	69	84.1	0	15	22.2
6)	Oakland	92	89	46	51.7	76	82.6	1	24	22.0
7)	Pittsburgh	62	58	23	39.7	48	77.4	1	12	21.8
8)	Miami	72	67	28	41.8	54	75.0	0	18	21.7
9)	Tennessee	75	73	40	54.8	65	86.7	1	12	21.7
10)	Denver	88	86	47	54.7	76	86.4	0	13	21.6
11)	Buffalo	90	90	53	58.9	78	86.7	0	13	21.4
12)	Cincinnati	76	72	31	43.1	64	84.2	0	10	21.4
13)	Houston	71	69	40	58.0	63	88.7	0	13	21.3
14)	Jacksonville	73	71	24	33.8	57	78.1	0	16	21.2
15)	Kansas City	75	72	27	37.5	55	73.3	1	21	20.6
16)	Indianapolis	92	92	61	66.3	78	84.8	0	20	19.6
	<b>Totals</b>	<b>1252</b>	<b>1204</b>	<b>550</b>	<b>45.7</b>	<b>990</b>	<b>82.2</b>	<b>10</b>	<b>237</b>	<b>22.0</b>

**AFC / KICKOFFS (Kicking Team)**

Rank	Team	TotKO	AdjKO	TB	TB%	EZ	EZ%	OB	I20	Avg.Start
1)	Cincinnati	80	80	36	45.0	67	83.8	0	23	20.3
2)	New England	104	101	41	40.6	80	76.9	2	30	20.8
3)	Denver	70	66	47	71.2	62	88.6	1	7	20.9
4)	New York Jets	81	78	17	21.8	49	60.5	1	26	21.2
5)	Buffalo	79	73	19	26.0	50	63.3	1	19	21.4
6)	Houston	86	83	38	45.8	70	81.4	0	16	21.4
7)	Pittsburgh	72	71	28	39.4	62	86.1	1	12	21.5
8)	Tennessee	78	76	44	57.9	64	82.1	2	16	21.7
9)	Jacksonville	65	65	39	60.0	58	89.2	0	9	21.9
10)	Miami	82	80	40	50.0	68	82.9	1	16	22.0
11)	Indianapolis	63	60	41	68.3	58	92.1	0	3	22.2
12)	San Diego	91	89	32	36.0	73	80.2	0	15	22.8
13)	Cleveland	59	55	10	18.2	39	66.1	1	18	23.0
14)	Kansas City	60	56	31	55.4	44	73.3	1	7	23.1
15)	Baltimore	83	81	45	55.6	67	80.7	0	2	23.9
16)	Oakland	81	76	32	42.1	55	67.9	0	12	25.4
	<b>Totals</b>	<b>1234</b>	<b>1190</b>	<b>540</b>	<b>45.4</b>	<b>966</b>	<b>81.2</b>	<b>11</b>	<b>231</b>	<b>22.0</b>

Note: Average team drive start DOES NOT include onside kicks or kickoffs at the end of a half unless either kickoff is returned for a touchdown. All other kickoffs (returned kickoffs, fair catches, touchback and kickoffs out of bounds) are included. Kickoffs resulting in the kicking team retaining possession are not included.

ADJ KO: Adjusted kickoffs are used to compute the Avg. Team Drive Start.

I20: The number of drives that start inside (not including) the 20 yd line.



WEEK 17 / THROUGH SUNDAY, JANUARY 1, 2012

**NFC / KICKOFFS (Receiving Team)**

Rank	Team	TotKO	AdjKO	TB	TB%	EZ	EZ%	OB	I20	Avg.Start
1)	<b>Minnesota</b>	<b>95</b>	<b>92</b>	<b>39</b>	<b>42.4</b>	<b>74</b>	<b>77.9</b>	<b>1</b>	<b>12</b>	<b>24.5</b>
2)	San Francisco	59	57	18	31.6	47	79.7	0	13	23.9
3)	Chicago	81	75	20	26.7	44	54.3	2	23	23.6
4)	Seattle	78	77	29	37.7	64	82.1	2	17	23.4
5)	Green Bay	79	71	31	43.7	57	72.2	3	13	23.2
6)	Tampa Bay	99	97	53	54.6	78	78.8	0	15	22.5
7)	Detroit	85	81	46	56.8	67	78.8	0	7	22.1
8)	Washington	86	84	28	33.3	61	70.9	1	24	22.0
9)	Dallas	77	76	43	56.6	63	81.8	1	15	21.8
10)	New Orleans	78	75	33	44.0	70	89.7	0	16	21.7
11)	New York Giants	87	85	32	37.6	68	78.2	1	19	21.4
12)	Philadelphia	72	71	31	43.7	54	75.0	2	13	21.4
13)	Carolina	93	92	51	55.4	80	86.0	1	18	21.4
14)	Arizona	81	79	28	35.4	70	86.4	1	18	21.3
15)	St. Louis	91	89	34	38.2	72	79.1	1	20	21.1
16)	Atlanta	79	78	54	69.2	73	92.4	0	10	20.0
	<b>Totals</b>	<b>1320</b>	<b>1279</b>	<b>570</b>	<b>44.61</b>	<b>1042</b>	<b>81.5</b>	<b>16</b>	<b>253</b>	<b>22.2</b>

**NFC / KICKOFFS (Kicking Team)**

Rank	Team	TotKO	AdjKO	TB	TB%	EZ	EZ%	OB	I20	Avg.Start
1)	Tampa Bay	69	63	37	58.7	57	82.6	1	15	20.3
2)	San Francisco	94	92	47	51.1	82	87.2	0	18	20.6
3)	Philadelphia	85	82	32	39.0	69	81.2	1	19	21.4
4)	New Orleans	107	103	68	66.0	92	86.0	0	12	21.7
5)	Washington	73	70	32	45.7	50	68.5	3	14	21.8
6)	St. Louis	54	50	15	30.0	47	87.0	1	15	21.9
7)	New York Giants	82	79	34	43.0	57	69.5	0	15	22.0
8)	Arizona	74	74	22	29.7	63	85.1	0	22	22.0
9)	Green Bay	110	107	49	45.8	86	78.2	1	16	22.2
10)	Dallas	86	85	33	38.8	61	70.9	1	17	22.2
11)	Chicago	82	80	43	53.8	63	76.8	3	6	22.3
12)	Carolina	84	77	53	68.8	75	89.3	0	10	22.4
13)	Atlanta	88	86	25	29.1	66	75.0	1	28	22.5
14)	Detroit	97	95	45	47.4	84	86.6	1	20	22.6
15)	Seattle	75	73	26	35.6	60	80.0	1	13	23.8
16)	<b>Minnesota</b>	<b>78</b>	<b>77</b>	<b>19</b>	<b>24.7</b>	<b>54</b>	<b>69.2</b>	<b>1</b>	<b>19</b>	<b>24.2</b>
	<b>Totals</b>	<b>1338</b>	<b>1293</b>	<b>580</b>	<b>44.91</b>	<b>1066</b>	<b>82.4</b>	<b>15</b>	<b>259</b>	<b>22.1</b>

Note: Average team drive start DOES NOT include onside kicks or kickoffs at the end of a half unless either kickoff is returned for a touchdown. All other kickoffs (returned kickoffs, fair catches, touchback and kickoffs out of bounds) are included. Kickoffs resulting in the kicking team retaining possession are not included.

ADJ KO: Adjusted kickoffs are used to compute the Avg. Team Drive Start.

I20: The number of drives that start inside (not including) the 20 yd line.

WEEK 17 / THROUGH SUNDAY, JANUARY 1, 2012

**NFL / KICKOFFS (Receiving Team)**

Rank	Team	TotKO	AdjKO	TB	TB%	EZ	EZ%	OB	I20	Avg.Start
1)	New York Jets	85	78	21	26.9	57	67.1	0	11	26.1
2)	Cleveland	75	74	24	32.4	51	68.0	2	11	24.5
<b>3)</b>	<b>Minnesota</b>	<b>95</b>	<b>92</b>	<b>39</b>	<b>42.4</b>	<b>74</b>	<b>77.9</b>	<b>1</b>	<b>12</b>	<b>24.5</b>
4)	San Francisco	59	57	18	31.6	47	79.7	0	13	23.9
5)	Chicago	81	75	20	26.7	44	54.3	2	23	23.6
6)	Seattle	78	77	29	37.7	64	82.1	2	17	23.4
7)	Green Bay	79	71	31	43.7	57	72.2	3	13	23.2
8)	Baltimore	69	66	26	39.4	52	75.4	1	15	22.8
9)	Tampa Bay	99	97	53	54.6	78	78.8	0	15	22.5
10)	New England	75	67	21	31.3	47	62.7	3	13	22.2
11)	San Diego	82	80	38	47.5	69	84.1	0	15	22.2
12)	Detroit	85	81	46	56.8	67	78.8	0	7	22.1
13)	Washington	86	84	28	33.3	61	70.9	1	24	22.0
14)	Oakland	92	89	46	51.7	76	82.6	1	24	22.0
15)	Dallas	77	76	43	56.6	63	81.8	1	15	21.8
16)	Pittsburgh	62	58	23	39.7	48	77.4	1	12	21.8
17)	Miami	72	67	28	41.8	54	75.0	0	18	21.7
18)	New Orleans	78	75	33	44.0	70	89.7	0	16	21.7
19)	Tennessee	75	73	40	54.8	65	86.7	1	12	21.7
20)	Denver	88	86	47	54.7	76	86.4	0	13	21.6
21)	New York Giants	87	85	32	37.6	68	78.2	1	19	21.4
22)	Philadelphia	72	71	31	43.7	54	75.0	2	13	21.4
23)	Buffalo	90	90	53	58.9	78	86.7	0	13	21.4
24)	Carolina	93	92	51	55.4	80	86.0	1	18	21.4
25)	Cincinnati	76	72	31	43.1	64	84.2	0	10	21.4
26)	Houston	71	69	40	58.0	63	88.7	0	13	21.3
27)	Arizona	81	79	28	35.4	70	86.4	1	18	21.3
28)	Jacksonville	73	71	24	33.8	57	78.1	0	16	21.2
29)	St. Louis	91	89	34	38.2	72	79.1	1	20	21.1
30)	Kansas City	75	72	27	37.5	55	73.3	1	21	20.6
31)	Atlanta	79	78	54	69.2	73	92.4	0	10	20.0
32)	Indianapolis	92	92	61	66.3	78	84.8	0	20	19.6
	<b>Totals</b>	<b>2572</b>	<b>2483</b>	<b>1120</b>	<b>45.12</b>	<b>32</b>	<b>81.8</b>	<b>26</b>	<b>490</b>	<b>22.1</b>

Note: Average opponent drive start DOES NOT include onside kicks or kickoffs at the end of a half unless either kickoff is returned for a touchdown. All other kickoffs (returned kickoffs, fair catches, touchback and kickoffs out of bounds) are included. Kickoffs resulting in the kicking team retaining possession are not included.

ADJ KO: Adjusted kickoffs are used to compute the Avg. Team Drive Start.

I20: The number of drives that start inside (not including) the 20 yd line.

WEEK 17 / THROUGH SUNDAY, JANUARY 1, 2012

**NFL / KICKOFFS (Kicking Team)**

Rank	Team	TotKO	AdjKO	TB	TB%	EZ	EZ%	OB	I20	Avg.Start
1)	Cincinnati	80	80	36	45.0	67	83.8	0	23	20.3
2)	Tampa Bay	69	63	37	58.7	57	82.6	1	15	20.3
3)	San Francisco	94	92	47	51.1	82	87.2	0	18	20.6
4)	New England	104	101	41	40.6	80	76.9	2	30	20.8
5)	Denver	70	66	47	71.2	62	88.6	1	7	20.9
6)	New York Jets	81	78	17	21.8	49	60.5	1	26	21.2
7)	Buffalo	79	73	19	26.0	50	63.3	1	19	21.4
8)	Philadelphia	85	82	32	39.0	69	81.2	1	19	21.4
9)	Houston	86	83	38	45.8	70	81.4	0	16	21.4
10)	Pittsburgh	72	71	28	39.4	62	86.1	1	12	21.5
11)	New Orleans	107	103	68	66.0	92	86.0	0	12	21.7
12)	Tennessee	78	76	44	57.9	64	82.1	2	16	21.7
13)	Washington	73	70	32	45.7	50	68.5	3	14	21.8
14)	St. Louis	54	50	15	30.0	47	87.0	1	15	21.9
15)	Jacksonville	65	65	39	60.0	58	89.2	0	9	21.9
16)	Miami	82	80	40	50.0	68	82.9	1	16	22.0
17)	New York Giants	82	79	34	43.0	57	69.5	0	15	22.0
18)	Arizona	74	74	22	29.7	63	85.1	0	22	22.0
19)	Green Bay	110	107	49	45.8	86	78.2	1	16	22.2
20)	Dallas	86	85	33	38.8	61	70.9	1	17	22.2
21)	Indianapolis	63	60	41	68.3	58	92.1	0	3	22.2
22)	Chicago	82	80	43	53.8	63	76.8	3	6	22.3
23)	Carolina	84	77	53	68.8	75	89.3	0	10	22.4
24)	Atlanta	88	86	25	29.1	66	75.0	1	28	22.5
25)	Detroit	97	95	45	47.4	84	86.6	1	20	22.6
26)	San Diego	91	89	32	36.0	73	80.2	0	15	22.8
27)	Cleveland	59	55	10	18.2	39	66.1	1	18	23.0
28)	Kansas City	60	56	31	55.4	44	73.3	1	7	23.1
29)	Seattle	75	73	26	35.6	60	80.0	1	13	23.8
30)	Baltimore	83	81	45	55.6	67	80.7	0	2	23.9
<b>31)</b>	<b>Minnesota</b>	<b>78</b>	<b>77</b>	<b>19</b>	<b>24.7</b>	<b>54</b>	<b>69.2</b>	<b>1</b>	<b>19</b>	<b>24.2</b>
32)	Oakland	81	76	32	42.1	55	67.9	0	12	25.4
	<b>Totals</b>	<b>2572</b>	<b>2483</b>	<b>1120</b>	<b>45.12</b>	<b>32</b>	<b>81.8</b>	<b>26</b>	<b>490</b>	<b>22.1</b>

Note: Average team drive start DOES NOT include onside kicks or kickoffs at the end of a half unless either kickoff is returned for a touchdown. All other kickoffs (returned kickoffs, fair catches, touchback and kickoffs out of bounds) are included. Kickoffs resulting in the kicking team retaining possession are not included.

ADJ KO: Adjusted kickoffs are used to compute the Avg. Team Drive Start.

I20: The number of drives that start inside (not including) the 20 yd line.

**WEEK 17 / THROUGH SUNDAY, JANUARY 1, 2012**

**AFC / SINGLE-GAME HIGHS / PLAYERS**

**Most Points**-- 24, Jones-Drew, Jax vs. T.B., 12/11, (4 td, 0 fg, 0 xp, 0 2pt)  
**Passing Yards**-- 517, Brady, N.E. at Miami, 9/12, (32-48, 517, 4 td, 1 int)  
**Longest Pass**-- 99, Brady, N.E. at Miami, 9/12, (to Welker, Wes, td)  
**Passing Touchdowns**-- 5, Roethlisberger, Pitt. vs. Tenn., 10/9, (24-34, 228, 5 td, 1 int)  
**Rushing Yards**-- 204, Rice, Balt. at Clev., 12/4, (29-204, 1 td)  
**Rushing Attempts**-- 33, Hardesty, Clev. vs. Sea., 10/23, (33-95, 0 td)  
**Rushing Attempts**-- 33, Foster, Hou. vs. Jax , 10/30, (33-112, 1 td)  
**Longest Rush**-- 80, Jackson, Buff. at NY-G, 10/16, td  
**Longest Rush**-- 80, D. Brown, Ind. vs. Tenn., 12/18, td  
**Receptions**-- 16, Welker, N.E. at Buff., 9/25, (16-217, 2 td)  
**Receiving Yards**-- 217, Welker, N.E. at Buff., 9/25, (16-217, 2 td)  
**Kickoff Return Yards**-- 215, Goodman, S.D. at Oak., 1/1, (6-215, 1 td)  
**Kickoff Returns**-- 7, Willis, Denv. at Buff., 12/24, (7-138, 0 td)  
**Longest Kickoff Return**-- 107, J. McKnight, NY-J at Balt., 10/2, td  
**Punt Return Yards**-- 135, McKelvin, Buff. vs. Denv., 12/24, (3-135, 3 fc, 1 td)  
**Punt Returns**-- 8, Cosby, Denv. vs. Chi., 12/11 (OT), (8-73, 2 fc, 0 td)  
**Punt Returns**-- 7, Tate, Cin. vs. Buff., 10/2, (7-69, 0 fc, 0 td)  
**Punt Returns**-- 7, Jones, Hou. at Jax , 11/27, (7-91, 1 fc, 0 td)  
**Longest Punt Return**-- 90, Decker, Denv. vs. Oak., 9/12, td  
**Interceptions**-- 2, Weddle, S.D. at K.C., 10/31 (OT), (2-18, 0 td)  
**Interceptions**-- 2, (12 times in Non-Overtime Games)  
**Longest Interception Return**-- 100, Revis, NY-J vs. Miami, 10/17, td  
**Sacks**-- 4.0, (4 times in Non-Overtime Games)  
**Scrimmage Yards**-- 242, Bush, Oak. at S.D., 11/10, (Rush 30-157, Rec 3-85)  
**Longest Punt**-- 80, Lechler, Oak. vs. Chi., 11/27  
**Punts**-- 11, Colquitt, K.C. at Chi., 12/4, (11-447, 40.6)  
**Field Goals Made**-- 6, Janikowski, Oak. vs. Chi., 11/27, (6-6, 47 lg)  
**Longest Field Goal**-- 63, Janikowski, Oak. at Denv., 9/12

**NFC / SINGLE-GAME HIGHS / PLAYERS**

**Most Points**-- 18, Austin, Dal. at S.F., 9/18 (OT), (3 td, 0 fg, 0 xp, 0 2pt)  
**Most Points**-- 18, (9 times in Non-Overtime Games)  
**Passing Yards**-- 520, Stafford, Det. at G.B., 1/1, (36-59, 520, 5 td, 2 int)  
**Longest Pass**-- 99, Manning, NY-G at NY-J, 12/24, (to Cruz, Victor, td)  
**Passing Touchdowns**-- 6, Flynn, G.B. vs. Det., 1/1, (31-44, 480, 6 td, 1 int)  
**Rushing Yards**-- 253, Murray, Dal. vs. St.L., 10/23, (25-253, 1 td)  
**Rushing Attempts**-- 32, Lynch, Sea. vs. Balt., 11/13, (32-109, 1 td)  
**Longest Rush**-- 91, Murray, Dal. vs. St.L., 10/23, td  
**Receptions**-- 14, Helu, Wash. vs. S.F., 11/6, (14-105, 0 td)  
**Receiving Yards**-- 244, Johnson, Det. at G.B., 1/1, (11-244, 1 td)  
**Kickoff Return Yards**-- 176, Ginn, S.F. vs. Sea., 9/11, (4-176, 1 td)  
**Kickoff Returns**-- 6, (4 times in Non-Overtime Games)  
**Longest Kickoff Return**-- 108, Cobb, G.B. vs. N.O., 9/8, td  
**Punt Return Yards**-- 127, Peterson, Ariz. vs. St.L., 11/6 (OT), (4-127, 1 fc, 1 td)  
**Punt Return Yards**-- 122, Hester, Chi. vs. Det., 11/13, (3-122, 0 fc, 1 td)  
**Punt Returns**-- 7, Washington, Sea. at St.L., 11/20, (7-74, 1 fc, 0 td)  
**Longest Punt Return**-- 99, Peterson, Ariz. vs. St.L., 11/6 (OT), td  
**Longest Punt Return**-- 89, Peterson, Ariz. vs. Car., 9/11, td  
**Interceptions**-- 3, Coleman, Phil. at Wash., 10/16, (3-25, 0 td)  
**Longest Interception Return**-- 100, Houston, Det. at Denv., 10/30, td  
**Sacks**-- 4.0, Ware, Dal. at Phil., 10/30  
**Scrimmage Yards**-- 253, Murray, Dal. vs. St.L., 10/23, (Rush 25-253, Rec 0-0)  
**Longest Punt**-- 77, Ryan, Sea. at S.F., 9/11  
**Punts**-- 11, Podlesh, Chi. at Denv., 12/11 (OT), (11-526, 47.8)  
**Punts**-- 10, D. Jones, St.L. vs. Sea., 11/20, (10-441, 44.1)  
**Field Goals Made**-- 6, Bailey, Dal. vs. Wash., 9/26, (6-6, 41 lg)  
**Longest Field Goal**-- 59, Gano, Wash. vs. S.F., 11/6

WEEK 17 / THROUGH SUNDAY, JANUARY 1, 2012

**NFL / SINGLE-GAME HIGHS / PLAYERS**

**Most Points**-- 24, Jones-Drew, Jax vs. T.B., 12/11, (4 td, 0 fg, 0 xp, 0 2pt)  
**Passing Yards**-- 520, Stafford, Det. at G.B., 1/1, (36-59, 520, 5 td, 2 int)  
**Longest Pass**-- 99, Brady, N.E. at Miami, 9/12, (to Welker, Wes, td)  
**Longest Pass**-- 99, Manning, NY-G at NY-J, 12/24, (to Cruz, Victor, td)  
**Passing Touchdowns**-- 6, Flynn, G.B. vs. Det., 1/1, (31-44, 480, 6 td, 1 int)  
**Rushing Yards**-- 253, Murray, Dal. vs. St.L., 10/23, (25-253, 1 td)  
**Rushing Attempts**-- 33, Hardesty, Clev. vs. Sea., 10/23, (33-95, 0 td)  
**Rushing Attempts**-- 33, Foster, Hou. vs. Jax , 10/30, (33-112, 1 td)  
**Longest Rush**-- 91, Murray, Dal. vs. St.L., 10/23, td  
**Receptions**-- 16, Welker, N.E. at Buff., 9/25, (16-217, 2 td)  
**Receiving Yards**-- 244, Johnson, Det. at G.B., 1/1, (11-244, 1 td)  
**Kickoff Return Yards**-- 215, Goodman, S.D. at Oak., 1/1, (6-215, 1 td)  
**Kickoff Returns**-- 7, Willis, Denv. at Buff., 12/24, (7-138, 0 td)  
**Longest Kickoff Return**-- 108, Cobb, G.B. vs. N.O., 9/8, td  
**Punt Return Yards**-- 135, McKelvin, Buff. vs. Denv., 12/24, (3-135, 3 fc, 1 td)  
**Punt Returns**-- 8, Cosby, Denv. vs. Chi., 12/11 (OT), (8-73, 2 fc, 0 td)  
**Punt Returns**-- 7, (3 times in Non-Overtime Games)  
**Longest Punt Return**-- 99, Peterson, Ariz. vs. St.L., 11/6 (OT), td  
**Longest Punt Return**-- 90, Decker, Denv. vs. Oak., 9/12, td  
**Interceptions**-- 3, Coleman, Phil. at Wash., 10/16, (3-25, 0 td)  
**Longest Interception Return**-- 100, Revis, NY-J vs. Miami, 10/17, td  
**Longest Interception Return**-- 100, Houston, Det. at Denv., 10/30, td  
**Sacks**-- 4.0, (5 times in Non-Overtime Games)  
**Scrimmage Yards**-- 253, Murray, Dal. vs. St.L., 10/23, (Rush 25-253, Rec 0-0)  
**Longest Punt**-- 80, Lechler, Oak. vs. Chi., 11/27  
**Punts**-- 11, Podlesh, Chi. at Denv., 12/11 (OT), (11-526, 47.8)  
**Punts**-- 11, Colquitt, K.C. at Chi., 12/4, (11-447, 40.6)  
**Field Goals Made**-- 6, Bailey, Dal. vs. Wash., 9/26, (6-6, 41 lg)  
**Field Goals Made**-- 6, Janikowski, Oak. vs. Chi., 11/27, (6-6, 47 lg)  
**Longest Field Goal**-- 63, Janikowski, Oak. at Denv., 9/12

**WEEK 17 / THROUGH SUNDAY, JANUARY 1, 2012**

**300-Yard Passing Games**

520, Stafford, DET at GB 01/01 (36-59, 5 TD)  
517, Brady, NE at MIA 09/12 (32-48, 4 TD)  
480, Flynn, GB vs. DET 01/01 (31-44, 6 TD)  
432, Newton, CAR vs. GB 09/18 (28-46, 1 TD)  
423, Brady, NE vs. SD 09/18 (31-40, 3 TD)  
422, Newton, CAR at ARI 09/11 (24-37, 2 TD)  
420, Manning, NYG vs. SEA 10/09 (24-39, 3 TD)  
419, Brees, NO at GB 09/08 (32-49, 3 TD)  
417, Palmer, OAK vs. SD 01/01 (28-43, 2 TD)  
416, Vick, PHI vs. SF 10/02 (30-46, 2 TD)  
416, Henne, MIA vs. NE 09/12 (30-49, 2 TD)  
416, Schaub, HOU vs. OAK 10/09 (24-51, 2 TD)  
412, Brees, NO at MIN 12/18 (32-40, 5 TD)  
408, Rodgers, GB vs. DEN 10/02 (29-38, 4 TD)  
408, Stafford, DET at NO 12/04 (31-44, 1 TD)  
406, Manning, NYG at NO 11/28 (33-47, 2 TD)  
400, Young, PHI vs. NE 11/27 (26-48, 1 TD)  
400, Manning, NYG at DAL 12/11 (27-47, 2 TD)  
396, Rodgers, GB at ATL 10/09 (26-39, 2 TD)  
391, Stafford, DET at OAK 12/18 (29-52, 4 TD)  
389, Flacco, BAL at STL 09/25 (27-48, 3 TD)  
389, Brees, NO vs. CAR 01/01 (28-35, 5 TD)  
387, Brady, NE at BUF 09/25 (30-45, 4 TD)  
385, Rivers, SD vs. GB 11/06 (26-46, 4 TD)  
383, Brees, NO at TB 10/16 (29-45, 1 TD)  
**381, Ponder, MIN vs. DEN 12/04 (29-47, 3 TD)**  
378, Stafford, DET at MIN 09/25 (ot) (32-46, 2 TD)  
378, Rivers, SD at NE 09/18 (29-40, 2 TD)  
374, Newton, CAR at CHI 10/02 (27-46, 1 TD)  
373, Schaub, HOU at NO 09/25 (22-39, 3 TD)  
373, Ryan, ATL at NO 12/26 (34-52, 1 TD)  
373, Stafford, DET vs. SD 12/24 (29-36, 3 TD)  
373, Dalton, CIN at BAL 11/20 (24-45, 1 TD)  
370, Brees, NO vs. HOU 09/25 (31-44, 3 TD)  
369, Rivers, SD at KC 10/31 (ot) (26-41, 0 TD)  
369, Fitzpatrick, BUF vs. NE 09/25 (27-40, 2 TD)  
369, Rodgers, GB at NYG 12/04 (28-46, 4 TD)  
369, Sanchez, NYJ at OAK 09/25 (27-44, 2 TD)  
367, Palmer, OAK vs. DET 12/18 (32-40, 1 TD)  
365, Roethlisberger, PIT vs. NE 10/30 (36-50, 2 TD)  
364, Roethlisberger, PIT at IND 09/25 (25-37, 1 TD)  
363, Brees, NO vs. NYG 11/28 (24-38, 4 TD)  
361, Roethlisberger, PIT at ARI 10/23 (26-39, 3 TD)  
361, Brady, NE at PHI 11/27 (24-34, 3 TD)  
359, Brees, NO at CAR 10/09 (32-45, 2 TD)  
358, Hasselbeck, TEN vs. BAL 09/18 (30-42, 1 TD)  
357, Brady, NE at WAS 12/11 (22-37, 3 TD)  
353, Orlovsky, IND at NE 12/04 (30-37, 2 TD)  
351, Brees, NO at JAX 10/02 (31-44, 1 TD)  
351, Ryan, ATL vs. NO 11/13 (ot) (29-52, 2 TD)  
350, McCoy, CLE vs. TEN 10/02 (40-61, 1 TD)  
350, Hasselbeck, TEN vs. JAX 12/24 (24-40, 1 TD)  
349, Manning, NYG vs. MIA 10/30 (31-45, 2 TD)  
347, Manning, NYG vs. GB 12/04 (23-40, 3 TD)  
346, Manning, NYG vs. DAL 01/01 (24-33, 3 TD)  
345, Romo, DAL at SF 09/18 (ot) (20-33, 2 TD)  
344, J. Campbell, OAK vs. NE 10/02 (25-39, 1 TD)  
342, Romo, DAL at NYJ 09/11 (23-36, 2 TD)  
342, Brady, NE vs. NYG 11/06 (28-49, 2 TD)  
342, Brees, NO vs. DET 12/04 (26-36, 3 TD)  
342, Freeman, TB at GB 11/20 (28-38, 2 TD)  
338, Brady, NE vs. BUF 01/01 (23-35, 3 TD)  
337, Brees, NO at TEN 12/11 (36-47, 2 TD)  
336, Flacco, BAL vs. ARI 10/30 (31-51, 0 TD)  
335, Sanchez, NYJ vs. DAL 09/11 (26-44, 2 TD)  
335, Rivers, SD vs. MIN 09/11 (33-48, 2 TD)  
335, Vick, PHI vs. WAS 01/01 (24-39, 3 TD)  
335, Rodgers, GB at MIN 10/23 (24-30, 3 TD)  
335, Stafford, DET vs. CAR 11/20 (28-36, 5 TD)  
332, Palmer, OAK vs. DEN 11/06 (19-35, 3 TD)  
332, Dalton, CIN at DEN 09/18 (27-41, 2 TD)  
331, Bradford, STL at NYG 09/19 (22-46, 1 TD)  
331, Romo, DAL vs. DET 10/02 (34-47, 3 TD)  
330, Roethlisberger, PIT at SF 12/19 (25-44, 0 TD)  
330, Roethlisberger, PIT vs. BAL 11/06 (20-37, 1 TD)  
330, Ryan, ATL at TB 09/25 (26-47, 1 TD)  
329, Stafford, DET at CHI 11/13 (33-63, 1 TD)  
329, Brady, NE at NYJ 11/13 (26-39, 3 TD)



328, Bradford, STL at GB 10/16 (29-45, 0 TD)  
325, Brees, NO vs. IND 10/23 (31-35, 5 TD)  
323, Jackson, SEA vs. CIN 10/30 (21-40, 0 TD)  
323, J. Campbell, OAK at BUF 09/18 (23-33, 2 TD)  
322, Brees, NO at ATL 11/13 (ot) (30-43, 2 TD)  
321, Manning, NYG at ARI 10/02 (27-40, 2 TD)  
321, Brady, NE vs. NYJ 10/09 (24-33, 1 TD)  
321, Romo, DAL vs. NYG 12/11 (21-31, 4 TD)  
320, Brady, NE at DEN 12/18 (23-34, 2 TD)  
320, Ryan, ATL at CAR 12/11 (22-38, 4 TD)  
319, Jackson, SEA vs. ATL 10/02 (25-38, 3 TD)  
319, Ryan, ATL at CHI 09/11 (31-47, 0 TD)  
317, Romo, DAL at NE 10/16 (27-41, 1 TD)  
316, Ryan, ATL vs. TEN 11/20 (22-32, 1 TD)  
316, Fitzpatrick, BUF vs. MIA 12/18 (31-47, 2 TD)  
316, Rodgers, GB vs. STL 10/16 (18-29, 3 TD)  
315, Vick, PHI at BUF 10/09 (26-40, 2 TD)  
315, J. Skelton, ARI at PHI 11/13 (21-40, 3 TD)  
314, Grossman, WAS at SEA 11/27 (26-35, 2 TD)  
313, J. Skelton, ARI vs. CLE 12/18 (ot) (28-46, 1 TD)  
312, Cutler, CHI vs. ATL 09/11 (22-32, 2 TD)  
312, Rodgers, GB vs. NO 09/08 (27-35, 3 TD)  
311, Hasselbeck, TEN vs. DEN 09/25 (27-36, 2 TD)  
311, Manning, NYG at SF 11/13 (26-40, 2 TD)  
310, Rivers, SD at OAK 01/01 (19-26, 3 TD)  
309, Kolb, ARI vs. CAR 09/11 (18-27, 2 TD)  
308, Rodgers, GB at CAR 09/18 (19-30, 2 TD)  
307, Fitzpatrick, BUF at NE 01/01 (29-46, 2 TD)  
307, Rodgers, GB at DET 11/24 (22-33, 2 TD)  
307, Brees, NO vs. ATL 12/26 (23-39, 4 TD)  
307, Rivers, SD vs. MIA 10/02 (21-31, 1 TD)  
306, Sanchez, NYJ vs. NE 11/13 (20-39, 1 TD)  
305, Flacco, BAL vs. HOU 10/16 (20-33, 0 TD)  
305, Grossman, WAS vs. NYG 09/11 (21-34, 2 TD)  
305, Stafford, DET at TB 09/11 (24-33, 3 TD)  
304, K. Orton, DEN vs. OAK 09/12 (24-46, 1 TD)  
304, Brady, NE vs. MIA 12/24 (27-46, 1 TD)  
303, Freeman, TB vs. NO 10/16 (23-41, 2 TD)  
302, Cutler, CHI vs. GB 09/25 (21-37, 2 TD)  
301, Palmer, OAK vs. CHI 11/27 (21-37, 0 TD)  
300, Orton, KC vs. OAK 12/24 (ot) (21-36, 1 TD)  
300, Flacco, BAL at PIT 11/06 (28-47, 1 TD)  
300, Yates, HOU at CIN 12/11 (26-44, 2 TD)

**WEEK 17 / THROUGH SUNDAY, JANUARY 1, 2012**

**100-Yard Receiving Games**

244, Johnson, DET at GB 01/01 (11 rec., 1 TD)  
217, Welker, NE at BUF 09/25 (16 rec., 2 TD)  
214, Johnson, DET at OAK 12/18 (9 rec., 2 TD)  
181, S. Smith, CAR at CHI 10/02 (8 rec., 0 TD)  
178, Cruz, NYG vs. DAL 01/01 (6 rec., 1 TD)  
178, S. Smith, CAR at ARI 09/11 (8 rec., 2 TD)  
172, Jackson, SD at NE 09/18 (10 rec., 2 TD)  
171, D. Jackson, PHI vs. SF 10/02 (6 rec., 0 TD)  
171, Maclin, PHI at ATL 09/18 (13 rec., 2 TD)  
169, Cook, TEN vs. JAX 12/24 (8 rec., 1 TD)  
165, Jackson, SD at CHI 11/20 (7 rec., 1 TD)  
165, T. Smith, BAL vs. CIN 11/20 (6 rec., 1 TD)  
164, Cruz, NYG at NYJ 12/24 (3 rec., 1 TD)  
163, Nicks, NYG at DAL 12/11 (8 rec., 0 TD)  
162, Nelson, GB vs. DET 01/01 (9 rec., 3 TD)  
162, Nicks, NYG at ARI 10/02 (10 rec., 1 TD)  
161, Cruz, NYG vs. SEA 10/09 (8 rec., 1 TD)  
160, Welker, NE at MIA 09/12 (8 rec., 2 TD)  
160, R. Gronkowski, NE at WAS 12/11 (6 rec., 2 TD)  
158, Welker, NE at OAK 10/02 (9 rec., 1 TD)  
157, Cruz, NYG at NO 11/28 (9 rec., 2 TD)  
156, S. Smith, CAR vs. GB 09/18 (6 rec., 0 TD)  
**156, Harvin, MIN vs. DEN 12/04 (8 rec., 2 TD)**  
156, Celek, PHI vs. NYJ 12/18 (5 rec., 1 TD)  
155, Heyward-Bey, OAK vs. DET 12/18 (8 rec., 1 TD)  
152, Simpson, CIN at BAL 11/20 (8 rec., 0 TD)  
152, T. Smith, BAL at STL 09/25 (5 rec., 3 TD)  
151, A. Brown, PIT vs. CLE 12/08 (5 rec., 1 TD)  
150, Garcon, IND at NE 12/04 (9 rec., 2 TD)  
149, Fitzgerald, ARI vs. SEA 01/01 (ot) (9 rec., 0 TD)  
149, Fitzgerald, ARI vs. SF 12/11 (7 rec., 1 TD)  
147, White, ATL vs. TEN 11/20 (7 rec., 0 TD)  
147, G. Jennings, GB at MIN 10/23 (7 rec., 1 TD)  
146, D. Moore, OAK at BUF 09/18 (5 rec., 1 TD)  
146, Fitzgerald, ARI at PHI 11/13 (7 rec., 2 TD)  
146, Garcon, IND at TB 10/03 (2 rec., 2 TD)  
145, Colston, NO vs. CAR 01/01 (7 rec., 2 TD)  
145, Boldin, BAL vs. ARI 10/30 (7 rec., 0 TD)  
145, Knox, CHI at OAK 11/27 (4 rec., 1 TD)  
144, Wallace, PIT at IND 09/25 (5 rec., 1 TD)  
144, D. Thomas, DEN at MIN 12/04 (4 rec., 2 TD)  
143, Austin, DAL at SF 09/18 (ot) (9 rec., 3 TD)  
143, S. Smith, CAR vs. WAS 10/23 (7 rec., 0 TD)  
143, Marshall, MIA at NE 12/24 (6 rec., 1 TD)  
141, Jackson, SD vs. GB 11/06 (7 rec., 3 TD)  
140, Ja. Jones, GB at ATL 10/09 (5 rec., 1 TD)  
140, White, ATL at TB 09/25 (9 rec., 0 TD)  
139, Marshall, MIA vs. NE 09/12 (7 rec., 0 TD)  
139, Avant, PHI at BUF 10/09 (9 rec., 0 TD)  
138, Hernandez, NE vs. BUF 01/01 (7 rec., 1 TD)  
138, Welker, NE vs. MIA 12/24 (12 rec., 0 TD)  
137, Robinson, DAL vs. NYG 12/11 (4 rec., 1 TD)  
136, Simpson, CIN at DEN 09/18 (4 rec., 0 TD)  
136, Baldwin, SEA at NYG 10/09 (8 rec., 1 TD)  
136, Lloyd, DEN at GB 10/02 (8 rec., 0 TD)  
136, Britt, TEN at JAX 09/11 (5 rec., 2 TD)  
136, Welker, NE vs. NYG 11/06 (9 rec., 0 TD)  
135, White, ATL vs. JAX 12/15 (10 rec., 2 TD)  
135, Britt, TEN vs. BAL 09/18 (9 rec., 1 TD)  
133, Douglas, ATL vs. NO 11/13 (ot) (8 rec., 0 TD)  
133, Fitzgerald, ARI at WAS 09/18 (7 rec., 1 TD)  
132, Boldin, BAL vs. HOU 10/16 (8 rec., 0 TD)  
132, Graham, NO at JAX 10/02 (10 rec., 1 TD)  
132, Winslow, TB at GB 11/20 (9 rec., 0 TD)  
131, Little, CLE at ARI 12/18 (ot) (5 rec., 1 TD)  
131, Jones, ATL at IND 11/06 (3 rec., 2 TD)  
130, Washington, TEN vs. NO 12/11 (6 rec., 1 TD)  
130, Johnson, DET vs. CHI 10/10 (5 rec., 1 TD)  
130, Heyward-Bey, OAK vs. SD 01/01 (9 rec., 1 TD)  
129, Hernandez, NE at DEN 12/18 (9 rec., 1 TD)  
129, Graham, NO at CAR 10/09 (8 rec., 0 TD)  
129, Branch, NE vs. SD 09/18 (8 rec., 0 TD)  
128, Bowe, KC at IND 10/09 (7 rec., 2 TD)  
128, Jones, ATL at NO 12/26 (8 rec., 1 TD)  
128, Cruz, NYG vs. PHI 11/20 (6 rec., 1 TD)  
128, A. Johnson, HOU at NO 09/25 (7 rec., 0 TD)  
127, White, ATL at NO 12/26 (11 rec., 0 TD)  
127, Jones, ATL at SEA 10/02 (11 rec., 0 TD)

127, Floyd, SD at OAK 01/01 (7 rec., 1 TD)  
126, Casey, HOU at NO 09/25 (5 rec., 1 TD)  
126, Wallace, PIT vs. SEA 09/18 (8 rec., 1 TD)  
125, S. Smith, CAR vs. ATL 12/11 (6 rec., 0 TD)  
125, Branch, NE at PHI 11/27 (6 rec., 0 TD)  
125, Johnson, DET at DEN 10/30 (6 rec., 1 TD)  
125, Garcon, IND vs. KC 10/09 (5 rec., 2 TD)  
124, Graham, NO at TB 10/16 (7 rec., 0 TD)  
124, Green, CIN at DEN 09/18 (10 rec., 1 TD)  
124, Welker, NE vs. NYJ 10/09 (5 rec., 0 TD)  
123, Nelson, GB vs. TB 11/20 (6 rec., 2 TD)  
123, D. Moore, OAK at SD 11/10 (5 rec., 2 TD)  
122, Nicks, NYG at WAS 09/11 (7 rec., 0 TD)  
122, Alexander, STL at NYG 09/19 (3 rec., 1 TD)  
122, Wayne, IND vs. CAR 11/27 (5 rec., 1 TD)  
120, Crabtree, SF vs. ARI 11/20 (7 rec., 0 TD)  
120, White, ATL vs. MIN 11/27 (10 rec., 1 TD)  
119, Cruz, NYG vs. GB 12/04 (7 rec., 0 TD)  
119, Foster, HOU at TEN 10/23 (5 rec., 1 TD)  
119, Meachem, NO vs. DET 12/04 (3 rec., 1 TD)  
119, G. Jennings, GB at CHI 09/25 (9 rec., 0 TD)  
118, Colston, NO at TB 10/16 (7 rec., 1 TD)  
118, Green, CIN vs. BUF 10/02 (4 rec., 0 TD)  
118, Hill, JAX vs. CIN 10/09 (5 rec., 1 TD)  
118, V. Davis, SF at STL 01/01 (8 rec., 0 TD)  
118, Wallace, PIT at ARI 10/23 (3 rec., 1 TD)  
117, Forte, CHI at NO 09/18 (10 rec., 0 TD)  
116, Tomlinson, NYJ at OAK 09/25 (5 rec., 1 TD)  
116, Pettigrew, DET at GB 01/01 (7 rec., 0 TD)  
116, Robinson, DAL vs. DET 10/02 (7 rec., 0 TD)  
116, Foster, HOU vs. OAK 10/09 (5 rec., 0 TD)  
116, St. Johnson, BUF at SD 12/11 (4 rec., 0 TD)  
116, D. Thomas, DEN vs. NE 12/18 (7 rec., 0 TD)  
115, Welker, NE at PHI 11/27 (8 rec., 2 TD)  
115, Washington, TEN at ATL 11/20 (9 rec., 2 TD)  
115, Jones, ATL at TB 09/25 (6 rec., 0 TD)  
115, Gaffney, WAS vs. DAL 11/20 (ot) (7 rec., 1 TD)  
115, Green, CIN at STL 12/18 (6 rec., 0 TD)  
**115, Harvin, MIN vs. CHI 01/01 (10 rec., 0 TD)**  
115, Heyward-Bey, OAK vs. NE 10/02 (4 rec., 0 TD)  
115, Nelson, GB vs. CHI 12/25 (6 rec., 2 TD)  
115, Johnson, DET vs. ATL 10/23 (5 rec., 1 TD)  
115, Breaston, KC vs. MIA 11/06 (7 rec., 0 TD)  
114, V. Davis, SF at CIN 09/25 (8 rec., 0 TD)  
113, Johnson, DET vs. SF 10/16 (7 rec., 0 TD)  
113, R. Gronkowski, NE at NYJ 11/13 (8 rec., 2 TD)  
113, Decker, DEN vs. CIN 09/18 (5 rec., 2 TD)  
113, Colston, NO at ATL 11/13 (ot) (8 rec., 0 TD)  
112, Pettigrew, DET at MIN 09/25 (ot) (11 rec., 0 TD)  
112, Dreessen, HOU vs. OAK 10/09 (5 rec., 1 TD)  
**111, Jenkins, MIN vs. GB 10/23 (3 rec., 1 TD)**  
111, Roberts, ARI vs. DAL 12/04 (ot) (6 rec., 0 TD)  
110, Welker, NE vs. IND 12/04 (11 rec., 0 TD)  
110, Avant, PHI vs. NE 11/27 (8 rec., 1 TD)  
110, Green, CIN vs. CLE 11/27 (3 rec., 0 TD)  
110, Witten, DAL at NYJ 09/11 (6 rec., 0 TD)  
110, Cruz, NYG at PHI 09/25 (3 rec., 2 TD)  
109, A. Brown, PIT vs. BAL 11/06 (5 rec., 0 TD)  
109, Rice, SEA vs. ARI 09/25 (8 rec., 0 TD)  
109, R. Gronkowski, NE at BUF 09/25 (7 rec., 2 TD)  
109, Marshall, MIA at NYJ 10/17 (6 rec., 0 TD)  
108, Jackson, SD vs. MIA 10/02 (3 rec., 1 TD)  
108, Floyd, SD at JAX 12/05 (4 rec., 1 TD)  
108, Johnson, DET at MIN 09/25 (ot) (7 rec., 2 TD)  
108, R. Gronkowski, NE vs. BUF 01/01 (8 rec., 2 TD)  
107, Williams, TEN at CAR 11/13 (5 rec., 1 TD)  
107, Obomanu, SEA vs. CIN 10/30 (4 rec., 0 TD)  
107, Bowe, KC vs. MIN 10/02 (5 rec., 1 TD)  
107, Floyd, SD at KC 10/31 (ot) (5 rec., 0 TD)  
107, Wallace, PIT at BAL 09/11 (8 rec., 0 TD)  
106, Gates, SD at OAK 01/01 (5 rec., 1 TD)  
106, Wayne, IND at HOU 09/11 (7 rec., 1 TD)  
106, Wayne, IND vs. HOU 12/22 (8 rec., 1 TD)  
106, Marshall, MIA at KC 11/06 (8 rec., 1 TD)  
106, Hankerson, WAS at MIA 11/13 (8 rec., 0 TD)  
105, Helu, WAS vs. SF 11/06 (14 rec., 0 TD)  
105, F. Davis, WAS vs. NYG 09/11 (5 rec., 0 TD)  
105, Doucet, ARI vs. CAR 09/11 (3 rec., 1 TD)  
105, Ford, OAK vs. DEN 11/06 (5 rec., 1 TD)  
105, Maclin, PHI vs. WAS 01/01 (8 rec., 0 TD)  
105, Colston, NO at TEN 12/11 (7 rec., 2 TD)  
105, Fitzgerald, ARI at CIN 12/24 (6 rec., 1 TD)  
105, Nelson, GB at SD 11/06 (5 rec., 1 TD)  
104, Nelson, GB vs. STL 10/16 (2 rec., 1 TD)

104, Jones, ATL at CAR 12/11 (3 rec., 2 TD)  
103, LaFell, CAR vs. TB 12/24 (3 rec., 1 TD)  
103, Cook, TEN at IND 12/18 (9 rec., 0 TD)  
103, G. Jennings, GB vs. DEN 10/02 (7 rec., 1 TD)  
103, Robinson, DAL at PHI 10/30 (5 rec., 1 TD)  
103, Hernandez, NE at MIA 09/12 (7 rec., 1 TD)  
103, Henderson, NO vs. CHI 09/18 (3 rec., 1 TD)  
103, Marshall, MIA at DAL 11/24 (5 rec., 1 TD)  
102, Fitzgerald, ARI vs. NYG 10/02 (8 rec., 0 TD)  
102, D. Jackson, PHI at STL 09/11 (6 rec., 1 TD)  
102, Johnson, DET vs. SD 12/24 (4 rec., 1 TD)  
102, A. Brown, PIT at ARI 10/23 (7 rec., 0 TD)  
102, Rice, SEA vs. CIN 10/30 (7 rec., 0 TD)  
102, Foster, HOU at TB 11/13 (4 rec., 1 TD)  
102, Witten, DAL at SF 09/18 (ot) (7 rec., 0 TD)  
101, Keller, NYJ vs. JAX 09/18 (6 rec., 1 TD)  
101, R. Gronkowski, NE vs. NYG 11/06 (8 rec., 1 TD)  
101, Jones, BUF vs. NE 09/25 (5 rec., 0 TD)  
101, Bowe, KC at DET 09/18 (5 rec., 0 TD)  
101, Maclin, PHI at WAS 10/16 (5 rec., 0 TD)  
101, Simpson, CIN vs. IND 10/16 (6 rec., 0 TD)  
101, D. Moore, OAK vs. SD 01/01 (3 rec., 0 TD)  
100, Stewart, CAR vs. GB 09/18 (8 rec., 0 TD)  
100, Henderson, NO at GB 09/08 (6 rec., 1 TD)  
100, Graham, NO vs. HOU 09/25 (4 rec., 1 TD)  
100, Gonzalez, ATL at HOU 12/04 (7 rec., 0 TD)  
100, Lloyd, STL vs. SF 01/01 (6 rec., 1 TD)  
100, S. Smith, CAR vs. MIN 10/30 (7 rec., 1 TD)  
100, Floyd, SD at DEN 10/09 (3 rec., 1 TD)  
100, Daniels, HOU at CIN 12/11 (7 rec., 0 TD)

**WEEK 17 / THROUGH SUNDAY, JANUARY 1, 2012**

**100-Yard Rushing Games**

253, Murray, DAL vs. STL 10/23 (25 att., 1 TD)  
228, Wells, ARI at STL 11/27 (27 att., 1 TD)  
205, Forte, CHI vs. CAR 10/02 (25 att., 1 TD)  
204, Rice, BAL at CLE 12/04 (29 att., 1 TD)  
203, Bush, MIA at BUF 12/18 (25 att., 1 TD)  
191, Rice, BAL at CIN 01/01 (24 att., 2 TD)  
190, C. Johnson, TEN vs. TB 11/27 (23 att., 0 TD)  
185, McCoy, PHI vs. DAL 10/30 (30 att., 2 TD)  
**175, Peterson, MIN vs. GB 10/23 (24 att., 1 TD)**  
172, Turner, ATL vs. TB 01/01 (17 att., 2 TD)  
171, McFadden, OAK vs. NYJ 09/25 (19 att., 2 TD)  
169, Jones-Drew, JAX vs. IND 01/01 (25 att., 0 TD)  
163, McGahee, DEN at OAK 11/06 (20 att., 2 TD)  
163, Best, DET vs. CHI 10/10 (12 att., 1 TD)  
161, D. Brown, IND vs. TEN 12/18 (16 att., 1 TD)  
159, S. Jackson, STL vs. NO 10/30 (25 att., 2 TD)  
158, Foster, HOU at IND 12/22 (23 att., 1 TD)  
157, Bush, OAK at SD 11/10 (30 att., 1 TD)  
155, Foster, HOU vs. PIT 10/02 (30 att., 1 TD)  
153, C. Johnson, TEN at BUF 12/04 (23 att., 2 TD)  
150, McFadden, OAK at DEN 09/12 (22 att., 0 TD)  
148, Lynch, SEA vs. PHI 12/01 (22 att., 2 TD)  
146, Mendenhall, PIT vs. JAX 10/16 (23 att., 1 TD)  
145, Forte, CHI at TB 10/23 (25 att., 1 TD)  
145, McGahee, DEN vs. KC 01/01 (28 att., 0 TD)  
141, Gore, SF at DET 10/16 (15 att., 1 TD)  
140, K. Smith, DET vs. CAR 11/20 (16 att., 2 TD)  
139, Murray, DAL vs. SEA 11/06 (22 att., 0 TD)  
139, Turner, ATL vs. CAR 10/16 (27 att., 2 TD)  
138, Wells, ARI vs. NYG 10/02 (27 att., 3 TD)  
137, Mathews, SD vs. DEN 11/27 (ot) (22 att., 0 TD)  
136, Green-Ellis, NE vs. NYJ 10/09 (27 att., 2 TD)  
135, Torain, WAS at STL 10/02 (19 att., 1 TD)  
135, Lynch, SEA at DAL 11/06 (23 att., 1 TD)  
135, Murray, DAL vs. BUF 11/13 (20 att., 1 TD)  
134, Gore, SF vs. CLE 10/30 (31 att., 1 TD)  
133, Forte, CHI at PHI 11/07 (24 att., 0 TD)  
132, Royster, WAS vs. MIN 12/24 (19 att., 0 TD)  
130, C. Johnson, TEN at CAR 11/13 (27 att., 1 TD)  
130, S. Jackson, STL at ARI 11/06 (ot) (29 att., 0 TD)  
129, Greene, NYJ vs. KC 12/11 (24 att., 1 TD)  
128, McCoy, PHI vs. NYG 09/25 (24 att., 1 TD)  
128, S. Jackson, STL at CLE 11/13 (27 att., 0 TD)  
127, Gore, SF at PHI 10/02 (15 att., 1 TD)  
127, Blount, TB vs. IND 10/03 (25 att., 1 TD)  
127, Ivory, NO vs. CAR 01/01 (19 att., 1 TD)  
126, Helu, WAS vs. NE 12/11 (27 att., 0 TD)  
126, McCoy, PHI at WAS 10/16 (28 att., 1 TD)  
125, Gore, SF vs. TB 10/09 (20 att., 1 TD)  
125, McGahee, DEN vs. SD 10/09 (16 att., 0 TD)  
125, Mathews, SD at DEN 10/09 (24 att., 0 TD)  
124, Foster, HOU vs. CLE 11/06 (19 att., 1 TD)  
122, Turner, ATL at DET 10/23 (27 att., 0 TD)  
**122, Peterson, MIN vs. ARI 10/09 (29 att., 3 TD)**  
122, McCoy, PHI at STL 09/11 (15 att., 1 TD)  
122, Jones-Drew, JAX at CAR 09/25 (24 att., 0 TD)  
121, Benson, CIN at CLE 09/11 (25 att., 1 TD)  
121, Bell, CHI at GB 12/25 (23 att., 0 TD)  
121, Jackson, BUF at NYG 10/16 (16 att., 1 TD)  
**120, Peterson, MIN vs. TB 09/18 (25 att., 2 TD)**  
120, Jackson, BUF vs. WAS 10/30 (26 att., 0 TD)  
119, Battle, KC at IND 10/09 (19 att., 0 TD)  
118, Tebow, DEN at OAK 11/06 (13 att., 0 TD)  
117, Jackson, BUF vs. OAK 09/18 (15 att., 2 TD)  
117, McGahee, DEN at SD 11/27 (ot) (23 att., 0 TD)  
116, Mendenhall, PIT vs. STL 12/24 (18 att., 1 TD)  
116, Tate, HOU vs. IND 09/11 (24 att., 1 TD)  
116, Forte, CHI at DET 10/10 (22 att., 0 TD)  
115, Foster, HOU at TEN 10/23 (25 att., 2 TD)  
115, Lynch, SEA vs. STL 12/12 (23 att., 1 TD)  
115, F. Jones, DAL vs. WAS 09/26 (14 att., 0 TD)  
115, D. Williams, CAR vs. NO 10/09 (9 att., 1 TD)  
115, Tate, HOU vs. CLE 11/06 (12 att., 1 TD)  
115, Ogbonnaya, CLE vs. JAX 11/20 (21 att., 1 TD)  
114, Jackson, BUF at DAL 11/13 (13 att., 0 TD)  
114, Jones-Drew, JAX at IND 11/13 (25 att., 1 TD)  
114, Turner, ATL vs. PHI 09/18 (21 att., 1 TD)  
114, Mathews, SD vs. BUF 12/11 (20 att., 0 TD)

113, Bush, MIA at NE 12/24 (22 att., 0 TD)  
113, Royster, WAS at PHI 01/01 (20 att., 0 TD)  
113, McCoy, PHI at NYG 11/20 (23 att., 0 TD)  
112, Jones-Drew, JAX at ATL 12/15 (17 att., 0 TD)  
112, Jackson, BUF at KC 09/11 (20 att., 0 TD)  
112, Foster, HOU vs. JAX 10/30 (33 att., 1 TD)  
112, Hillis, CLE at BAL 12/24 (24 att., 0 TD)  
112, Mathews, SD at JAX 12/05 (13 att., 1 TD)  
112, Greene, NYJ vs. SD 10/23 (20 att., 0 TD)  
111, Lynch, SEA vs. WAS 11/27 (24 att., 0 TD)  
111, Foster, HOU vs. ATL 12/04 (31 att., 1 TD)  
111, Jackson, BUF vs. PHI 10/09 (26 att., 1 TD)  
111, Spiller, BUF vs. DEN 12/24 (16 att., 1 TD)  
111, McGahee, DEN at MIN 12/04 (20 att., 1 TD)  
109, Graham, TB vs. NO 10/16 (17 att., 0 TD)  
109, Webb, MIN at DET 12/11 (7 att., 1 TD)  
**109, Gerhart, MIN at WAS 12/24 (11 att., 0 TD)**  
109, Lynch, SEA vs. BAL 11/13 (32 att., 1 TD)  
109, Bush, OAK at MIN 11/20 (30 att., 1 TD)  
109, Foster, HOU vs. CAR 12/18 (16 att., 1 TD)  
108, Barber, CHI at DEN 12/11 (ot) (27 att., 1 TD)  
108, F. Jones, DAL at TB 12/17 (22 att., 0 TD)  
108, Helu, WAS at SEA 11/27 (23 att., 1 TD)  
107, Thomas, MIA vs. HOU 09/18 (18 att., 0 TD)  
107, Rice, BAL vs. PIT 09/11 (19 att., 1 TD)  
107, Lynch, SEA vs. SF 12/24 (21 att., 1 TD)  
107, Dwyer, PIT vs. TEN 10/09 (11 att., 0 TD)  
107, Blount, TB at GB 11/20 (18 att., 1 TD)  
107, Gore, SF at WAS 11/06 (19 att., 0 TD)  
106, F. Jones, DAL vs. NYG 12/11 (16 att., 0 TD)  
106, Benson, CIN vs. CLE 11/27 (21 att., 1 TD)  
105, Jones-Drew, JAX vs. BAL 10/24 (30 att., 0 TD)  
104, Rice, BAL vs. CIN 11/20 (20 att., 2 TD)  
104, Bradshaw, NYG vs. BUF 10/16 (26 att., 3 TD)  
104, Benson, CIN vs. BUF 10/02 (19 att., 0 TD)  
104, Tate, HOU at TEN 10/23 (15 att., 0 TD)  
103, Jones-Drew, JAX at TEN 12/24 (24 att., 1 TD)  
103, Rice, BAL vs. IND 12/11 (26 att., 1 TD)  
103, Tate, HOU at MIA 09/18 (23 att., 0 TD)  
103, S. Jackson, STL at PIT 12/24 (24 att., 0 TD)  
103, Blount, TB at TEN 11/27 (20 att., 0 TD)  
103, Bush, MIA at NYG 10/30 (15 att., 0 TD)  
103, McGahee, DEN at GB 10/02 (15 att., 0 TD)  
103, Bush, MIA vs. PHI 12/11 (14 att., 0 TD)  
102, McCoy, PHI vs. NYJ 12/18 (18 att., 3 TD)  
101, Jacobs, NYG at DAL 12/11 (19 att., 2 TD)  
101, Rice, BAL vs. HOU 10/16 (23 att., 0 TD)  
101, McGahee, DEN vs. CIN 09/18 (28 att., 1 TD)  
101, C. Johnson, TEN at CLE 10/02 (23 att., 0 TD)  
100, Turner, ATL at CHI 09/11 (10 att., 0 TD)  
100, Helu, WAS vs. NYJ 12/04 (23 att., 1 TD)  
100, Turner, ATL vs. TEN 11/20 (21 att., 1 TD)  
100, Bush, MIA vs. OAK 12/04 (22 att., 1 TD)



**WEEK 17 / THROUGH SUNDAY, JANUARY 1, 2012**

**AFC / LEADING PASSERS**

Player, Team	Att	Comp	Pct		Avg		Pct			Pct Rating	
			Comp	Yds	Gain	TD	TD	Long	Int	Int	Points
Brady, N.E.	611	401	65.6	5235	8.57	39	6.4	99t	12	2.0	105.6
Schaub, Hou.	292	178	61.0	2479	8.49	15	5.1	80t	6	2.1	96.8
Roethlisberger, Pit.	513	324	63.2	4077	7.95	21	4.1	95t	14	2.7	90.1
Rivers, S.D.	582	366	62.9	4624	7.95	27	4.6	58	20	3.4	88.7
Mat. Moore, Mia.	347	210	60.5	2497	7.20	16	4.6	65t	9	2.6	87.1
Hasselbeck, Ten.	518	319	61.6	3571	6.89	18	3.5	80t	14	2.7	82.4
Flacco, Bal.	542	312	57.6	3610	6.66	20	3.7	74t	12	2.2	80.9
Palmer, Oak.	328	199	60.7	2753	8.39	13	4.0	78	16	4.9	80.5
*Dalton, Cin.	516	300	58.1	3398	6.59	20	3.9	84	13	2.5	80.4
Fitzpatrick, Buf.	569	353	62.0	3832	6.73	24	4.2	60t	23	4.0	79.1
Sanchez, NY-J	543	308	56.7	3474	6.40	26	4.8	74	18	3.3	78.2
Orton, Den.-K.C.	252	150	59.5	1758	6.98	9	3.6	52t	9	3.6	77.8
Cassel, K.C.	269	160	59.5	1713	6.37	10	3.7	52t	9	3.3	76.6
McCoy, Cle.	463	265	57.2	2733	5.90	14	3.0	56	11	2.4	74.6
Tebow, Den.	271	126	46.5	1729	6.38	12	4.4	56t	6	2.2	72.9
Painter, Ind.	243	132	54.3	1541	6.34	6	2.5	87t	9	3.7	66.6
*Gabbert, Jac.	413	210	50.8	2214	5.36	12	2.9	74t	11	2.7	65.4

**AFC / RANKS**

Player, Team	Att	Comp	Pct		Avg		Pct			Pct Rating	
			Comp	Yds	Gain	TD	TD	Long	Int	Int	Points
Brady, N.E.	1	1	1	1	1	1	1		9t	1	1
Schaub, Hou.	13	13	6	12	2	10	2		1t	2	2
Roethlisberger, Pit.	8	4	2	3	4	5	8		12t	10	3
Rivers, S.D.	2	2	3	2	5	2	4		16	13	4
Mat. Moore, Mia.	11	10t	8	11	6	9	5		3t	7	5
Hasselbeck, Ten.	6	5	5	6	8	8	14		12t	9	6
Flacco, Bal.	5	6	12	5	10	6t	12		9t	3t	7
Palmer, Oak.	12	12	7	9	3	12	9		14	17	8
*Dalton, Cin.	7	8	11	8	11	6t	10		11	6	9
Fitzpatrick, Buf.	3	3	4	4	9	4	7		17	16	10
Sanchez, NY-J	4	7	14	7	12	3	3		15	11	11
Orton, Den.-K.C.	16	15	9	14	7	16	13		3t	14	12
Cassel, K.C.	15	14	10	16	14	15	11		3t	12	13
McCoy, Cle.	9	9	13	10	16	11	15		7t	5	14
Tebow, Den.	14	17	17	15	13	13t	6		1t	3t	15
Painter, Ind.	17	16	15	17	15	17t	17		3t	15	16
*Gabbert, Jac.	10	10t	16	13	17	13t	16		7t	8	17

**WEEK 17 / THROUGH SUNDAY, JANUARY 1, 2012**

**NFC / LEADING PASSERS**

Player, Team	Att	Comp	Pct		Avg		Pct			Pct Rating	
			Comp	Yds	Gain	TD	TD	Long	Int	Int	Points
Rodgers, G.B.	502	343	68.3	4643	9.25	45	9.0	93t	6	1.2	122.5
Brees, N.O.	657	468	71.2	5476	8.33	46	7.0	79t	14	2.1	110.6
Romo, Dal.	522	346	66.3	4184	8.02	31	5.9	77	10	1.9	102.5
Stafford, Det.	663	421	63.5	5038	7.60	41	6.2	73t	16	2.4	97.2
Manning, NY-G	589	359	61.0	4933	8.38	29	4.9	99t	16	2.7	92.9
Ryan, Atl.	566	347	61.3	4177	7.38	29	5.1	80t	12	2.1	92.2
Ale. Smith, S.F.	446	274	61.4	3150	7.06	17	3.8	56t	5	1.1	90.7
Cutler, Chi.	314	182	58.0	2319	7.39	13	4.1	56t	7	2.2	85.7
Vick, Phi.	423	253	59.8	3303	7.81	18	4.3	73	14	3.3	84.9
*Newton, Car.	517	310	60.0	4051	7.84	21	4.1	91t	17	3.3	84.5
Kolb, Ariz	253	146	57.7	1955	7.73	9	3.6	73t	8	3.2	81.1
Jackson, Sea.	450	271	60.2	3091	6.87	14	3.1	61t	13	2.9	79.2
Freeman, T.B.	551	346	62.8	3592	6.52	16	2.9	65t	22	4.0	74.6
Grossman, Was.	458	265	57.9	3151	6.88	16	3.5	51	20	4.4	72.4
Bradford, St.L	357	191	53.5	2164	6.06	6	1.7	68	6	1.7	70.5
<b>*Ponder, Min.</b>	<b>291</b>	<b>158</b>	<b>54.3</b>	<b>1853</b>	<b>6.37</b>	<b>13</b>	<b>4.5</b>	<b>72</b>	<b>13</b>	<b>4.5</b>	<b>70.1</b>
J. Skelton, Ariz	275	151	54.9	1913	6.96	11	4.0	60t	14	5.1	68.9

**NFC / LEADING PASSERS, RANKS**

Player, Team	Att	Comp	Pct		Avg		Pct			Pct Rating	
			Comp	Yds	Gain	TD	TD	Long	Int	Int	Points
Rodgers, G.B.	8	7	2	4	1	2	1		2t	2	1
Brees, N.O.	2	1	1	1	3	1	2		10t	6	2
Romo, Dal.	6	5t	3	5	4	4	4		6	4	3
Stafford, Det.	1	2	4	2	8	3	3		13t	8	4
Manning, NY-G	3	3	8	3	2	5t	6		13t	9	5
Ryan, Atl.	4	4	7	6	10	5t	5		7	5	6
Ale. Smith, S.F.	11	9	6	11	11	9	12		1	1	7
Cutler, Chi.	14	14	12	13	9	13t	9		4	7	8
Vick, Phi.	12	12	11	9	6	8	8		10t	13	9
*Newton, Car.	7	8	10	7	5	7	10		15	12	10
Kolb, Ariz	17	17	14	15	7	16	13		5	11	11
Jackson, Sea.	10	10	9	12	14	12	15		8t	10	12
Freeman, T.B.	5	5t	5	8	15	10t	16		17	14	13
Grossman, Was.	9	11	13	10	13	10t	14		16	15	14
Bradford, St.L	13	13	17	14	17	17t	17		2t	3	15
<b>*Ponder, Min.</b>	<b>15</b>	<b>15</b>	<b>16</b>	<b>17</b>	<b>16</b>	<b>13t</b>	<b>7</b>		<b>8t</b>	<b>16</b>	<b>16</b>
J. Skelton, Ariz	16	16	15	16	12	15	11		10t	17	17

WEEK 17 / THROUGH SUNDAY, JANUARY 1, 2012

NFL / LEADING PASSERS

Player, Team	Att	Comp	Pct		Avg		Pct			Pct	Rating
			Comp	Yds	Gain	TD	TD	Long	Int		
Rodgers, G.B.	502	343	68.3	4643	9.25	45	9.0	93t	6	1.2	122.5
Brees, N.O.	657	468	71.2	5476	8.33	46	7.0	79t	14	2.1	110.6
Brady, N.E.	611	401	65.6	5235	8.57	39	6.4	99t	12	2.0	105.6
Romo, Dal.	522	346	66.3	4184	8.02	31	5.9	77	10	1.9	102.5
Stafford, Det.	663	421	63.5	5038	7.60	41	6.2	73t	16	2.4	97.2
Schaub, Hou.	292	178	61.0	2479	8.49	15	5.1	80t	6	2.1	96.8
Manning, NY-G	589	359	61.0	4933	8.38	29	4.9	99t	16	2.7	92.9
Ryan, Atl.	566	347	61.3	4177	7.38	29	5.1	80t	12	2.1	92.2
Ale. Smith, S.F.	446	274	61.4	3150	7.06	17	3.8	56t	5	1.1	90.7
Roethlisberger, Pit.	513	324	63.2	4077	7.95	21	4.1	95t	14	2.7	90.1
Rivers, S.D.	582	366	62.9	4624	7.95	27	4.6	58	20	3.4	88.7
Mat. Moore, Mia.	347	210	60.5	2497	7.20	16	4.6	65t	9	2.6	87.1
Cutler, Chi.	314	182	58.0	2319	7.39	13	4.1	56t	7	2.2	85.7
Vick, Phi.	423	253	59.8	3303	7.81	18	4.3	73	14	3.3	84.9
*Newton, Car.	517	310	60.0	4051	7.84	21	4.1	91t	17	3.3	84.5
Hasselbeck, Ten.	518	319	61.6	3571	6.89	18	3.5	80t	14	2.7	82.4
Kolb, Ariz	253	146	57.7	1955	7.73	9	3.6	73t	8	3.2	81.1
Flacco, Bal.	542	312	57.6	3610	6.66	20	3.7	74t	12	2.2	80.9
Palmer, Oak.	328	199	60.7	2753	8.39	13	4.0	78	16	4.9	80.5
*Dalton, Cin.	516	300	58.1	3398	6.59	20	3.9	84	13	2.5	80.4
Jackson, Sea.	450	271	60.2	3091	6.87	14	3.1	61t	13	2.9	79.2
Fitzpatrick, Buf.	569	353	62.0	3832	6.73	24	4.2	60t	23	4.0	79.1
Sanchez, NY-J	543	308	56.7	3474	6.40	26	4.8	74	18	3.3	78.2
Orton, Den.-K.C.	252	150	59.5	1758	6.98	9	3.6	52t	9	3.6	77.8
Cassel, K.C.	269	160	59.5	1713	6.37	10	3.7	52t	9	3.3	76.6
Freeman, T.B.	551	346	62.8	3592	6.52	16	2.9	65t	22	4.0	74.6
McCoy, Cle.	463	265	57.2	2733	5.90	14	3.0	56	11	2.4	74.6
Tebow, Den.	271	126	46.5	1729	6.38	12	4.4	56t	6	2.2	72.9
Grossman, Was.	458	265	57.9	3151	6.88	16	3.5	51	20	4.4	72.4
Bradford, St.L	357	191	53.5	2164	6.06	6	1.7	68	6	1.7	70.5
<b>*Ponder, Min.</b>	<b>291</b>	<b>158</b>	<b>54.3</b>	<b>1853</b>	<b>6.37</b>	<b>13</b>	<b>4.5</b>	<b>72</b>	<b>13</b>	<b>4.5</b>	<b>70.1</b>
J. Skelton, Ariz	275	151	54.9	1913	6.96	11	4.0	60t	14	5.1	68.9
Painter, Ind.	243	132	54.3	1541	6.34	6	2.5	87t	9	3.7	66.6
*Gabbert, Jac.	413	210	50.8	2214	5.36	12	2.9	74t	11	2.7	65.4

NFL / LEADING PASSERS, RANKS

Player, Team	Att	Comp	Pct		Avg		Pct			Pct	Rating
			Comp	Yds	Gain	TD	TD	Long	Int		
Rodgers, G.B.	16	10	2	5	1	2	1		2t	2	1
Brees, N.O.	2	1	1	1	6	1	2		21t	8	2
Brady, N.E.	3	3	4	2	2	4	3		15t	5	3
Romo, Dal.	11	8t	3	7	7	5	5		12	4	4
Stafford, Det.	1	2	5	3	13	3	4		26t	13	5
Schaub, Hou.	27	27	13	24	3	21	6		2t	6	6
Manning, NY-G	4	5	14	4	5	6t	8		26t	18	7
Ryan, Atl.	7	7	12	8	15	6t	7		15t	7	8
Ale. Smith, S.F.	20	17	11	19	17	17	22		1	1	9
Roethlisberger, Pit.	15	11	6	9	8	11t	17		21t	19	10
Rivers, S.D.	5	4	7	6	9	8	10		31t	26	11
Mat. Moore, Mia.	24	22t	16	23	16	18t	11		8t	15	12
Cutler, Chi.	26	26	23	25	14	24t	16		6	11	13
Vick, Phi.	21	21	19	17	11	15t	14		21t	23	14
*Newton, Car.	13	14	18	10	10	11t	18		29	22	15
Hasselbeck, Ten.	12	12	10	14	20	15t	28		21t	17	16
Kolb, Ariz	32	32	25	28	12	31t	26		7	21	17
Flacco, Bal.	10	13	26	12	24	13t	24		15t	9t	18
Palmer, Oak.	25	24	15	21	4	24t	20		26t	33	19
*Dalton, Cin.	14	16	22	16	25	13t	21		18t	14	20
Jackson, Sea.	19	18	17	20	22	22t	29		18t	20	21
Fitzpatrick, Buf.	6	6	9	11	23	10	15		34	30	22
Sanchez, NY-J	9	15	28	15	27	9	9		30	24	23
Orton, Den.-K.C.	33	31	20	31	18	31t	25		8t	27	24
Cassel, K.C.	31	28	21	33	29	30	23		8t	25	25
Freeman, T.B.	8	8t	8	13	26	18t	32		33	29	26
McCoy, Cle.	17	19t	27	22	33	22t	30		13t	12	27
Tebow, Den.	30	34	34	32	28	27t	13		2t	9t	28
Grossman, Was.	18	19t	24	18	21	18t	27		31t	31	29
Bradford, St.L	23	25	32	27	32	33t	34		2t	3	30
<b>*Ponder, Min.</b>	<b>28</b>	<b>29</b>	<b>31</b>	<b>30</b>	<b>30</b>	<b>24t</b>	<b>12</b>		<b>18t</b>	<b>32</b>	<b>31</b>
J. Skelton, Ariz	29	30	29	29	19	29	19		21t	34	32
Painter, Ind.	34	33	30	34	31	33t	33		8t	28	33
*Gabbert, Jac.	22	22t	33	26	34	27t	31		13t	16	34

**WEEK 17 / THROUGH SUNDAY, JANUARY 1, 2012**

**AFC / FOURTH-QUARTER PASSING LEADERS**

Rank	Player, Team	Att	Comp	Comp%	Yards	YPA	TD	TD%	Int	Int%	Rating
1)	Brady, N.E.	143	95	66.4	1223	8.55	11	7.7	4	2.8	107.1
2)	J. Campbell, Oak.	41	24	58.5	404	9.85	4	9.8	2	4.9	104.1
3)	*Locker, Ten.	48	26	54.2	362	7.54	3	6.3	0	0.0	99.5
4)	Orlovsky, Ind.	92	62	67.4	688	7.48	5	5.4	2	2.2	98.5
5)	Tebow, Den.	117	63	53.8	961	8.21	6	5.1	4	3.4	84.0
6)	Sanchez, NY-J	148	80	54.1	994	6.72	10	6.8	5	3.4	83.6
7)	Fitzpatrick, Buf.	147	92	62.6	987	6.71	7	4.8	6	4.1	81.1
8)	Orton, Den.-K.C.	65	38	58.5	534	8.22	4	6.2	4	6.2	79.9
9)	Hasselbeck, Ten.	127	77	60.6	838	6.60	6	4.7	5	3.9	79.4
10)	McCoy, Cle.	160	94	58.8	827	5.17	7	4.4	3	1.9	79.3
11)	Flacco, Bal.	113	64	56.6	717	6.35	6	5.3	4	3.5	78.7
12)	Roethlisberger, Pit.	114	64	56.1	850	7.46	3	2.6	4	3.5	74.1
13)	Rivers, S.D.	144	84	58.3	1023	7.10	7	4.9	8	5.6	73.4
14)	Palko, K.C.	52	33	63.5	326	6.27	1	1.9	2	3.8	71.5
15)	Schaub, Hou.	65	33	50.8	447	6.88	3	4.6	3	4.6	69.2
16)	Mat. Moore, Mia.	68	40	58.8	449	6.60	3	4.4	4	5.9	68.8
17)	Palmer, Oak.	93	53	57.0	750	8.06	4	4.3	7	7.5	66.2
18)	*Gabbert, Jac.	129	65	50.4	726	5.63	3	2.3	3	2.3	65.6
19)	Cassel, K.C.	75	41	54.7	477	6.36	3	4.0	4	5.3	65.3
20)	*Dalton, Cin.	136	68	50.0	872	6.41	3	2.2	6	4.4	59.4
21)	Henne, Mia.	42	18	42.9	230	5.48	1	2.4	2	4.8	48.7
22)	Painter, Ind.	86	42	48.8	497	5.78	2	2.3	6	7.0	45.5

**NFC / FOURTH-QUARTER PASSING LEADERS**

Rank	Player, Team	Att	Comp	Comp%	Yards	YPA	TD	TD%	Int	Int%	Rating
1)	Rodgers, G.B.	98	67	68.4	899	9.17	10	10.2	4	4.1	114.3
2)	Manning, NY-G	182	120	65.9	1715	9.42	15	8.2	6	3.3	110.0
3)	Romo, Dal.	148	91	61.5	1215	8.21	10	6.8	2	1.4	104.4
4)	Brees, N.O.	152	98	64.5	1164	7.66	11	7.2	3	2.0	103.6
5)	Ale. Smith, S.F.	71	43	60.6	500	7.04	4	5.6	1	1.4	94.8
6)	Stafford, Det.	168	102	60.7	1110	6.61	11	6.5	4	2.4	92.1
7)	J. Skelton, Ariz	98	56	57.1	752	7.67	6	6.1	3	3.1	89.3
8)	Jackson, Sea.	119	76	63.9	882	7.41	5	4.2	4	3.4	86.2
9)	Ryan, Atl.	168	101	60.1	1213	7.22	6	3.6	4	2.4	84.3
10)	Freeman, T.B.	171	109	63.7	1077	6.30	9	5.3	7	4.1	81.9
11)	McNabb, Min.	42	23	54.8	235	5.60	1	2.4	0	0.0	79.0
12)	*Newton, Car.	160	90	56.3	1229	7.68	5	3.1	5	3.1	78.4
13)	Webb, Min.	41	23	56.1	230	5.61	2	4.9	1	2.4	78.3
14)	Vick, Phi.	82	49	59.8	568	6.93	3	3.7	3	3.7	77.7
<b>15)</b>	<b>*Ponder, Min.</b>	<b>97</b>	<b>46</b>	<b>47.4</b>	<b>612</b>	<b>6.31</b>	<b>6</b>	<b>6.2</b>	<b>3</b>	<b>3.1</b>	<b>75.6</b>
16)	Beck, Was.	61	39	63.9	422	6.92	2	3.3	3	4.9	74.6
17)	Kolb, Ariz	75	38	50.7	594	7.92	3	4.0	3	4.0	74.0
18)	Bradford, St.L	108	59	54.6	588	5.44	2	1.9	1	0.9	72.6
19)	Grossman, Was.	134	74	55.2	783	5.84	4	3.0	7	5.2	60.6
20)	Cutler, Chi.	81	47	58.0	536	6.62	2	2.5	5	6.2	60.5

**WEEK 17 / THROUGH SUNDAY, JANUARY 1, 2012**

**NFL / FOURTH-QUARTER PASSING LEADERS**

Rank	Player, Team	Att	Comp	Comp%	Yards	YPA	TD	TD%	Int	Int%	Rating
1)	Rodgers, G.B.	98	67	68.4	899	9.17	10	10.2	4	4.1	114.3
2)	Manning, NY-G	182	120	65.9	1715	9.42	15	8.2	6	3.3	110.0
3)	Brady, N.E.	143	95	66.4	1223	8.55	11	7.7	4	2.8	107.1
4)	Romo, Dal.	148	91	61.5	1215	8.21	10	6.8	2	1.4	104.4
5)	J. Campbell, Oak.	41	24	58.5	404	9.85	4	9.8	2	4.9	104.1
6)	Brees, N.O.	152	98	64.5	1164	7.66	11	7.2	3	2.0	103.6
7)	*Locker, Ten.	48	26	54.2	362	7.54	3	6.3	0	0.0	99.5
8)	Orlovsky, Ind.	92	62	67.4	688	7.48	5	5.4	2	2.2	98.5
9)	Ale. Smith, S.F.	71	43	60.6	500	7.04	4	5.6	1	1.4	94.8
10)	Stafford, Det.	168	102	60.7	1110	6.61	11	6.5	4	2.4	92.1
11)	J. Skelton, Ariz	98	56	57.1	752	7.67	6	6.1	3	3.1	89.3
12)	Jackson, Sea.	119	76	63.9	882	7.41	5	4.2	4	3.4	86.2
13)	Ryan, Atl.	168	101	60.1	1213	7.22	6	3.6	4	2.4	84.3
14)	Tebow, Den.	117	63	53.8	961	8.21	6	5.1	4	3.4	84.0
15)	Sanchez, NY-J	148	80	54.1	994	6.72	10	6.8	5	3.4	83.6
16)	Freeman, T.B.	171	109	63.7	1077	6.30	9	5.3	7	4.1	81.9
17)	Fitzpatrick, Buf.	147	92	62.6	987	6.71	7	4.8	6	4.1	81.1
18)	Orton, Den.-K.C.	65	38	58.5	534	8.22	4	6.2	4	6.2	79.9
19)	Hasselbeck, Ten.	127	77	60.6	838	6.60	6	4.7	5	3.9	79.4
20)	McCoy, Cle.	160	94	58.8	827	5.17	7	4.4	3	1.9	79.3
21)	McNabb, Min.	42	23	54.8	235	5.60	1	2.4	0	0.0	79.0
22)	Flacco, Bal.	113	64	56.6	717	6.35	6	5.3	4	3.5	78.7
23)	*Newton, Car.	160	90	56.3	1229	7.68	5	3.1	5	3.1	78.4
24)	Webb, Min.	41	23	56.1	230	5.61	2	4.9	1	2.4	78.3
25)	Vick, Phi.	82	49	59.8	568	6.93	3	3.7	3	3.7	77.7
<b>26)</b>	<b>*Ponder, Min.</b>	<b>97</b>	<b>46</b>	<b>47.4</b>	<b>612</b>	<b>6.31</b>	<b>6</b>	<b>6.2</b>	<b>3</b>	<b>3.1</b>	<b>75.6</b>
27)	Beck, Was.	61	39	63.9	422	6.92	2	3.3	3	4.9	74.6
28)	Roethlisberger, Pit.	114	64	56.1	850	7.46	3	2.6	4	3.5	74.1
29)	Kolb, Ariz	75	38	50.7	594	7.92	3	4.0	3	4.0	74.0
30)	Rivers, S.D.	144	84	58.3	1023	7.10	7	4.9	8	5.6	73.4
31)	Bradford, St.L	108	59	54.6	588	5.44	2	1.9	1	0.9	72.6
32)	Palko, K.C.	52	33	63.5	326	6.27	1	1.9	2	3.8	71.5
33)	Schaub, Hou.	65	33	50.8	447	6.88	3	4.6	3	4.6	69.2
34)	Mat. Moore, Mia.	68	40	58.8	449	6.60	3	4.4	4	5.9	68.8
35)	Palmer, Oak.	93	53	57.0	750	8.06	4	4.3	7	7.5	66.2
36)	*Gabbert, Jac.	129	65	50.4	726	5.63	3	2.3	3	2.3	65.6
37)	Cassel, K.C.	75	41	54.7	477	6.36	3	4.0	4	5.3	65.3
38)	Grossman, Was.	134	74	55.2	783	5.84	4	3.0	7	5.2	60.6
39)	Cutler, Chi.	81	47	58.0	536	6.62	2	2.5	5	6.2	60.5
40)	*Dalton, Cin.	136	68	50.0	872	6.41	3	2.2	6	4.4	59.4
41)	Henne, Mia.	42	18	42.9	230	5.48	1	2.4	2	4.8	48.7
42)	Painter, Ind.	86	42	48.8	497	5.78	2	2.3	6	7.0	45.5

**WEEK 17 / THROUGH SUNDAY, JANUARY 1, 2012**

**AFC / THIRD-DOWN PASSING LEADERS**

Rank	Player, Team	Att	Comp	Comp%	Yards	YPA	TD	TD%	Int	Int%	Rating
1)	Roethlisberger, Pit.	140	87	62.1	1211	8.65	7	5.0	3	2.1	97.6
2)	Brady, N.E.	139	80	57.6	1012	7.28	9	6.5	2	1.4	96.0
3)	Rivers, S.D.	157	97	61.8	1281	8.16	10	6.4	8	5.1	87.6
4)	Hasselbeck, Ten.	169	104	61.5	1160	6.86	6	3.6	3	1.8	86.4
5)	*Dalton, Cin.	154	78	50.6	881	5.72	10	6.5	2	1.3	84.4
6)	Cassel, K.C.	82	52	63.4	595	7.26	2	2.4	2	2.4	83.1
7)	Schaub, Hou.	92	52	56.5	683	7.42	3	3.3	2	2.2	81.9
8)	Mat. Moore, Mia.	107	60	56.1	746	6.97	5	4.7	3	2.8	81.8
9)	Flacco, Bal.	163	91	55.8	1197	7.34	7	4.3	5	3.1	80.7
10)	*Gabbert, Jac.	132	72	54.5	795	6.02	6	4.5	3	2.3	78.3
11)	McCoy, Cle.	143	81	56.6	845	5.91	6	4.2	4	2.8	76.2
12)	Sanchez, NY-J	151	80	53.0	884	5.85	8	5.3	5	3.3	74.5
13)	Fitzpatrick, Buf.	146	82	56.2	942	6.45	6	4.1	6	4.1	72.3
14)	Palmer, Oak.	87	47	54.0	484	5.56	3	3.4	4	4.6	62.6

**NFC / THIRD-DOWN PASSING LEADERS**

Rank	Player, Team	Att	Comp	Comp%	Yards	YPA	TD	TD%	Int	Int%	Rating
1)	Brees, N.O.	151	109	72.2	1440	9.54	14	9.3	2	1.3	127.4
2)	Rodgers, G.B.	122	80	65.6	1136	9.31	9	7.4	2	1.6	113.3
3)	Manning, NY-G	154	88	57.1	1565	10.16	13	8.4	4	2.6	109.4
4)	Romo, Dal.	135	78	57.8	1053	7.80	13	9.6	3	2.2	105.6
5)	Ryan, Atl.	164	105	64.0	1211	7.38	10	6.1	3	1.8	98.9
6)	*Newton, Car.	115	65	56.5	869	7.56	8	7.0	4	3.5	89.4
7)	Cutler, Chi.	96	51	53.1	640	6.67	3	3.1	1	1.0	80.2
8)	Stafford, Det.	174	90	51.7	1117	6.42	10	5.7	6	3.4	76.7
9)	Ale. Smith, S.F.	128	70	54.7	832	6.50	3	2.3	2	1.6	76.0
10)	Freeman, T.B.	150	92	61.3	1009	6.73	5	3.3	6	4.0	75.7
11)	Bradford, St.L	104	50	48.1	580	5.58	3	2.9	0	0.0	75.0
<b>12)</b>	<b>*Ponder, Min.</b>	<b>91</b>	<b>52</b>	<b>57.1</b>	<b>657</b>	<b>7.22</b>	<b>2</b>	<b>2.2</b>	<b>3</b>	<b>3.3</b>	<b>73.4</b>
13)	Vick, Phi.	103	58	56.3	745	7.23	5	4.9	6	5.8	71.1
14)	Jackson, Sea.	145	77	53.1	930	6.41	3	2.1	5	3.4	65.6
15)	Grossman, Was.	143	69	48.3	883	6.17	7	4.9	7	4.9	63.9

**NFL / THIRD-DOWN PASSING LEADERS**

Rank	Player, Team	Att	Comp	Comp%	Yards	YPA	TD	TD%	Int	Int%	Rating
1)	Brees, N.O.	151	109	72.2	1440	9.54	14	9.3	2	1.3	127.4
2)	Rodgers, G.B.	122	80	65.6	1136	9.31	9	7.4	2	1.6	113.3
3)	Manning, NY-G	154	88	57.1	1565	10.16	13	8.4	4	2.6	109.4
4)	Romo, Dal.	135	78	57.8	1053	7.80	13	9.6	3	2.2	105.6
5)	Ryan, Atl.	164	105	64.0	1211	7.38	10	6.1	3	1.8	98.9
6)	Roethlisberger, Pit.	140	87	62.1	1211	8.65	7	5.0	3	2.1	97.6
7)	Brady, N.E.	139	80	57.6	1012	7.28	9	6.5	2	1.4	96.0
8)	*Newton, Car.	115	65	56.5	869	7.56	8	7.0	4	3.5	89.4
9)	Rivers, S.D.	157	97	61.8	1281	8.16	10	6.4	8	5.1	87.6
10)	Hasselbeck, Ten.	169	104	61.5	1160	6.86	6	3.6	3	1.8	86.4
11)	*Dalton, Cin.	154	78	50.6	881	5.72	10	6.5	2	1.3	84.4
12)	Cassel, K.C.	82	52	63.4	595	7.26	2	2.4	2	2.4	83.1
13)	Schaub, Hou.	92	52	56.5	683	7.42	3	3.3	2	2.2	81.9
14)	Mat. Moore, Mia.	107	60	56.1	746	6.97	5	4.7	3	2.8	81.8
15)	Flacco, Bal.	163	91	55.8	1197	7.34	7	4.3	5	3.1	80.7
16)	Cutler, Chi.	96	51	53.1	640	6.67	3	3.1	1	1.0	80.2
17)	*Gabbert, Jac.	132	72	54.5	795	6.02	6	4.5	3	2.3	78.3
18)	Stafford, Det.	174	90	51.7	1117	6.42	10	5.7	6	3.4	76.7
19)	McCoy, Cle.	143	81	56.6	845	5.91	6	4.2	4	2.8	76.2
20)	Ale. Smith, S.F.	128	70	54.7	832	6.50	3	2.3	2	1.6	76.0
21)	Freeman, T.B.	150	92	61.3	1009	6.73	5	3.3	6	4.0	75.7
22)	Bradford, St.L	104	50	48.1	580	5.58	3	2.9	0	0.0	75.0
23)	Sanchez, NY-J	151	80	53.0	884	5.85	8	5.3	5	3.3	74.5
<b>24)</b>	<b>*Ponder, Min.</b>	<b>91</b>	<b>52</b>	<b>57.1</b>	<b>657</b>	<b>7.22</b>	<b>2</b>	<b>2.2</b>	<b>3</b>	<b>3.3</b>	<b>73.4</b>
25)	Fitzpatrick, Buf.	146	82	56.2	942	6.45	6	4.1	6	4.1	72.3
26)	Vick, Phi.	103	58	56.3	745	7.23	5	4.9	6	5.8	71.1
27)	Jackson, Sea.	145	77	53.1	930	6.41	3	2.1	5	3.4	65.6
28)	Grossman, Was.	143	69	48.3	883	6.17	7	4.9	7	4.9	63.9
29)	Palmer, Oak.	87	47	54.0	484	5.56	3	3.4	4	4.6	62.6



**WEEK 17 / THROUGH SUNDAY, JANUARY 1, 2012****AFC / LEADING RUSHERS**

Rank	Player, Team	Att	Yards	Avg	Long	TD
1)	Jones-Drew, Jac.	343	1606	4.7	56	8
2)	Rice, Bal.	291	1364	4.7	70t	12
3)	Foster, Hou.	278	1224	4.4	43	10
4)	McGahee, Den.	249	1199	4.8	60t	4
5)	Mathews, S.D.	222	1091	4.9	39	6
6)	Bush, Mia.	216	1086	5.0	76t	6
7)	Benson, Cin.	273	1067	3.9	42	6
8)	Greene, NY-J	253	1054	4.2	31	6
9)	C. Johnson, Ten.	262	1047	4.0	48t	4
10)	Bush, Oak.	256	977	3.8	44	7
11)	Tate, Hou.	175	942	5.4	56	4
12)	Jackson, Buf.	170	934	5.5	80t	6
13)	Mendenhall, Pit.	228	928	4.1	68	9
14)	Green-Ellis, N.E.	181	667	3.7	18	11
15)	Tebow, Den. (QB)	122	660	5.4	32	6
16)	D. Brown, Ind.	134	645	4.8	80t	5
17)	McFadden, Oak.	113	614	5.4	70t	4
18)	Battle, K.C.	149	597	4.0	34	2
19)	Hillis, Cle.	161	587	3.6	24t	3
20)	*Thomas, Mia.	165	581	3.5	28	0
21)	Spiller, Buf.	107	561	5.2	38	4
22)	McCluster, K.C.	114	516	4.5	32	1
23)	Tolbert, S.D.	121	490	4.0	40	8
24)	Redman, Pit.	110	479	4.4	27	3
25)	Jones, K.C.	153	478	3.1	26	0
26)	R. Williams, Bal.	108	444	4.1	28	2
27)	*Ridley, N.E.	87	441	5.1	33t	1
28)	Addai, Ind.	118	433	3.7	16	1
29)	Ball, Den.	96	402	4.2	34	1
30)	Scott, Cin.	112	380	3.4	25t	3
31)	*Carter, Ind.	101	377	3.7	42	2
32)	Woodhead, N.E.	77	351	4.6	12	1
33)	Ogbonnaya, Hou.-Cle.	76	340	4.5	40	1
34)	Tomlinson, NY-J	75	280	3.7	20	1
35)	Hardesty, Cle.	88	266	3.0	19	0
36)	Fitzpatrick, Buf. (QB)	56	215	3.8	18	0
37)	McCoy, Cle. (QB)	61	212	3.5	20	0
38)	Ringer, Ten.	59	185	3.1	25	1
39)	Moreno, Den.	37	179	4.8	24	0
40)	Moore, Pit.	22	157	7.1	21	0
41)	Ward, Hou.	45	154	3.4	15	2
42t)	Choice, Dal.-Was.-Buf.	57	152	2.7	14	1
42t)	*Dalton, Cin. (QB)	37	152	4.1	17	1
44)	J. McKnight, NY-J	43	134	3.1	11	0
45)	Karim, Jac.	63	130	2.1	14	0
46)	Dwyer, Pit.	16	123	7.7	76	0
47t)	Henne, Mia. (QB)	15	112	7.5	20	1
47t)	Reece, Oak.	17	112	6.6	26	0
49)	Brady, N.E. (QB)	43	109	2.5	13	3
50)	Painter, Ind. (QB)	17	107	6.3	24	0

**WEEK 17 / THROUGH SUNDAY, JANUARY 1, 2012****NFC / LEADING RUSHERS**

Rank	Player, Team	Att	Yards	Avg	Long	TD
1)	Turner, Atl.	301	1340	4.5	81t	11
2)	McCoy, Phi.	273	1309	4.8	60	17
3)	Gore, S.F.	282	1211	4.3	55	8
4)	Lynch, Sea.	285	1204	4.2	47	12
5)	S. Jackson, St.L	260	1145	4.4	47t	5
6)	Wells, Ariz	245	1047	4.3	71	10
7)	Forte, Chi.	203	997	4.9	46	3
<b>8)</b>	<b>Peterson, Min.</b>	<b>208</b>	<b>970</b>	<b>4.7</b>	<b>54</b>	<b>12</b>
9)	*Murray, Dal.	164	897	5.5	91t	2
10)	D. Williams, Car.	155	836	5.4	74t	7
11)	Blount, T.B.	184	781	4.2	54t	5
12)	Stewart, Car.	142	761	5.4	32	4
13)	*Newton, Car. (QB)	126	706	5.6	49t	14
14)	Bradshaw, NY-G	171	659	3.9	37	9
15)	*Helu, Was.	151	640	4.2	28t	2
16)	Sproles, N.O.	87	603	6.9	36	2
17)	Vick, Phi. (QB)	76	589	7.8	53	1
18)	Starks, G.B.	133	578	4.3	40	1
19)	F. Jones, Dal.	127	575	4.5	40	1
20)	Jacobs, NY-G	152	571	3.8	28	7
21)	P. Thomas, N.O.	110	562	5.1	33	5
22)	Grant, G.B.	134	559	4.2	47t	2
<b>23)</b>	<b>Gerhart, Min.</b>	<b>109</b>	<b>531</b>	<b>4.9</b>	<b>67</b>	<b>1</b>
24)	*Ingram, N.O.	122	474	3.9	35t	5
25)	*Hunter, S.F.	112	473	4.2	44	2
26)	Barber, Chi.	114	422	3.7	29	6
27)	Best, Det.	84	390	4.6	88t	2
28)	Ivory, N.O.	79	374	4.7	35t	1
29)	C. Williams, St.L	87	361	4.1	23	1
30)	K. Smith, Det.	72	356	4.9	43	4
<b>31)</b>	<b>Harvin, Min. (WR)</b>	<b>52</b>	<b>345</b>	<b>6.6</b>	<b>39</b>	<b>2</b>
32)	Bell, Chi.	79	337	4.3	26	0
33)	*Royster, Was.	56	328	5.9	28	0
34)	Hightower, Was.	84	321	3.8	22	1
35)	Morris, Det.	80	316	4.0	31	1
36)	Rodgers, G.B. (QB)	60	257	4.3	25	3
37)	Washington, Sea.	53	248	4.7	48t	1
38)	Freeman, T.B. (QB)	55	238	4.3	25	4
<b>39)</b>	<b>*Ponder, Min. (QB)</b>	<b>28</b>	<b>219</b>	<b>7.8</b>	<b>28</b>	<b>0</b>
40)	Graham, T.B.	37	206	5.6	34	0
41)	*Rodgers, Atl.	57	205	3.6	13	1
42)	Torain, Was.	59	200	3.4	39	1
43)	K. Williams, Det.	58	195	3.4	18	2
44)	Ale. Smith, S.F. (QB)	52	179	3.4	14	2
45)	Stephens-Howling, Ariz	43	167	3.9	39	0
46)	Ware, NY-G	46	163	3.5	17	0
<b>47)</b>	<b>Webb, Min. (QB)</b>	<b>22</b>	<b>154</b>	<b>7.0</b>	<b>65t</b>	<b>2</b>
48)	Snelling, Atl.	44	151	3.4	18	0
49)	Forsett, Sea.	46	145	3.2	22t	1
50)	Brown, Phi.	42	136	3.2	15	1

**WEEK 17 / THROUGH SUNDAY, JANUARY 1, 2012****NFL / LEADING RUSHERS**

Rank	Player, Team	Att	Yards	Avg	Long	TD
1)	Jones-Drew, Jac.	343	1606	4.7	56	8
2)	Rice, Bal.	291	1364	4.7	70t	12
3)	Turner, Atl.	301	1340	4.5	81t	11
4)	McCoy, Phi.	273	1309	4.8	60	17
5)	Foster, Hou.	278	1224	4.4	43	10
6)	Gore, S.F.	282	1211	4.3	55	8
7)	Lynch, Sea.	285	1204	4.2	47	12
8)	McGahee, Den.	249	1199	4.8	60t	4
9)	S. Jackson, St.L	260	1145	4.4	47t	5
10)	Mathews, S.D.	222	1091	4.9	39	6
11)	Bush, Mia.	216	1086	5.0	76t	6
12)	Benson, Cin.	273	1067	3.9	42	6
13)	Greene, NY-J	253	1054	4.2	31	6
14t)	C. Johnson, Ten.	262	1047	4.0	48t	4
14t)	Wells, Ariz	245	1047	4.3	71	10
16)	Forte, Chi.	203	997	4.9	46	3
17)	Bush, Oak.	256	977	3.8	44	7
<b>18)</b>	<b>Peterson, Min.</b>	<b>208</b>	<b>970</b>	<b>4.7</b>	<b>54</b>	<b>12</b>
19)	Tate, Hou.	175	942	5.4	56	4
20)	Jackson, Buf.	170	934	5.5	80t	6
21)	Mendenhall, Pit.	228	928	4.1	68	9
22)	*Murray, Dal.	164	897	5.5	91t	2
23)	D. Williams, Car.	155	836	5.4	74t	7
24)	Blount, T.B.	184	781	4.2	54t	5
25)	Stewart, Car.	142	761	5.4	32	4
26)	*Newton, Car. (QB)	126	706	5.6	49t	14
27)	Green-Ellis, N.E.	181	667	3.7	18	11
28)	Tebow, Den. (QB)	122	660	5.4	32	6
29)	Bradshaw, NY-G	171	659	3.9	37	9
30)	D. Brown, Ind.	134	645	4.8	80t	5
31)	*Helu, Was.	151	640	4.2	28t	2
32)	McFadden, Oak.	113	614	5.4	70t	4
33)	Sproles, N.O.	87	603	6.9	36	2
34)	Battle, K.C.	149	597	4.0	34	2
35)	Vick, Phi. (QB)	76	589	7.8	53	1
36)	Hillis, Cle.	161	587	3.6	24t	3
37)	*Thomas, Mia.	165	581	3.5	28	0
38)	Starks, G.B.	133	578	4.3	40	1
39)	F. Jones, Dal.	127	575	4.5	40	1
40)	Jacobs, NY-G	152	571	3.8	28	7
41)	P. Thomas, N.O.	110	562	5.1	33	5
42)	Spiller, Buf.	107	561	5.2	38	4
43)	Grant, G.B.	134	559	4.2	47t	2
<b>44)</b>	<b>Gerhart, Min.</b>	<b>109</b>	<b>531</b>	<b>4.9</b>	<b>67</b>	<b>1</b>
45)	McCluster, K.C.	114	516	4.5	32	1
46)	Tolbert, S.D.	121	490	4.0	40	8
47)	Redman, Pit.	110	479	4.4	27	3
48)	Jones, K.C.	153	478	3.1	26	0
49)	*Ingram, N.O.	122	474	3.9	35t	5
50)	*Hunter, S.F.	112	473	4.2	44	2

WEEK 17 / THROUGH SUNDAY, JANUARY 1, 2012

AFC / THIRD-AND-ONE RUSHING LEADERS

Rank	Player, Team	Att	FD	Pct
1t)	Brady, N.E.	6	6	100.0
1t)	Mathews, S.D.	6	6	100.0
1t)	Tolbert, S.D.	5	5	100.0
4t)	Hilliard, Mia.	8	7	87.5
4t)	Redman, Pit.	8	7	87.5
6)	Hester, S.D.	6	5	83.3
7)	Tebow, Den.	5	4	80.0
8t)	Bush, Oak.	16	12	75.0
8t)	Rice, Bal.	12	9	75.0
8t)	Battle, K.C.	8	6	75.0
11)	Foster, Hou.	14	10	71.4
12)	Green-Ellis, N.E.	10	7	70.0
13t)	Choice, Dal.-Was.-Buf.	6	4	66.7
13t)	Fitzpatrick, Buf.	6	4	66.7
15)	Hillis, Cle.	11	7	63.6
16)	*Carter, Ind.	10	6	60.0
17t)	Jones-Drew, Jac.	14	8	57.1
17t)	McGahee, Den.	7	4	57.1
19)	Benson, Cin.	12	6	50.0

NFC / THIRD-AND-ONE RUSHING LEADERS

Rank	Player, Team	Att	FD	Pct
1t)	Freeman, T.B.	7	7	100.0
1t)	*Newton, Car.	5	5	100.0
<b>3)</b>	<b>Peterson, Min.</b>	<b>8</b>	<b>7</b>	<b>87.5</b>
4t)	*Ingram, N.O.	12	10	83.3
4t)	Stewart, Car.	6	5	83.3
6t)	McCoy, Phi.	16	12	75.0
6t)	Turner, Atl.	12	9	75.0
6t)	Barber, Chi.	8	6	75.0
6t)	Lynch, Sea.	8	6	75.0
10t)	Bradshaw, NY-G	7	5	71.4
10t)	Gore, S.F.	7	5	71.4
12)	Jacobs, NY-G	6	4	66.7
13)	Ivory, N.O.	8	5	62.5
14)	S. Jackson, St.L	7	4	57.1
15)	Wells, Ariz	11	6	54.5

NFL / THIRD-AND-ONE RUSHING LEADERS

Rank	Player, Team	Att	FD	Pct
1t)	Freeman, T.B.	7	7	100.0
1t)	Brady, N.E.	6	6	100.0
1t)	Mathews, S.D.	6	6	100.0
1t)	*Newton, Car.	5	5	100.0
1t)	Tolbert, S.D.	5	5	100.0
6t)	Hilliard, Mia.	8	7	87.5
<b>6t)</b>	<b>Peterson, Min.</b>	<b>8</b>	<b>7</b>	<b>87.5</b>
6t)	Redman, Pit.	8	7	87.5
9t)	*Ingram, N.O.	12	10	83.3
9t)	Hester, S.D.	6	5	83.3
9t)	Stewart, Car.	6	5	83.3
12)	Tebow, Den.	5	4	80.0
13t)	Bush, Oak.	16	12	75.0
13t)	McCoy, Phi.	16	12	75.0
13t)	Rice, Bal.	12	9	75.0
13t)	Turner, Atl.	12	9	75.0
13t)	Barber, Chi.	8	6	75.0
13t)	Battle, K.C.	8	6	75.0
13t)	Lynch, Sea.	8	6	75.0
20t)	Foster, Hou.	14	10	71.4
20t)	Bradshaw, NY-G	7	5	71.4
20t)	Gore, S.F.	7	5	71.4
23)	Green-Ellis, N.E.	10	7	70.0
24t)	Choice, Dal.-Was.-Buf.	6	4	66.7
24t)	Fitzpatrick, Buf.	6	4	66.7
24t)	Jacobs, NY-G	6	4	66.7
27)	Hillis, Cle.	11	7	63.6
28)	Ivory, N.O.	8	5	62.5
29)	*Carter, Ind.	10	6	60.0
30t)	Jones-Drew, Jac.	14	8	57.1
30t)	S. Jackson, St.L	7	4	57.1
30t)	McGahee, Den.	7	4	57.1
33)	Wells, Ariz	11	6	54.5
34)	Benson, Cin.	12	6	50.0

**WEEK 17 / THROUGH SUNDAY, JANUARY 1, 2012****AFC / LEADERS IN RECEPTIONS**

Rank	Player, Team	Rec	Yards	Avg	Long	TD
1)	Welker, N.E.	122	1569	12.9	99t	9
2)	R. Gronkowski, N.E. (TE)	90	1327	14.7	52t	17
3t)	Marshall, Mia.	81	1214	15.0	65t	6
3t)	Bowe, K.C.	81	1159	14.3	52t	5
5)	Hernandez, N.E. (TE)	79	910	11.5	46	7
6t)	St. Johnson, Buf.	76	1004	13.2	55	7
6t)	Rice, Bal. (RB)	76	704	9.3	52	3
8)	Wayne, Ind.	75	960	12.8	56t	4
9)	Washington, Ten.	74	1023	13.8	57	7
10)	Wallace, Pit.	72	1193	16.6	95t	8
11)	Garcon, Ind.	70	947	13.5	87t	6
12)	A. Brown, Pit.	69	1108	16.1	79t	2
13t)	*Green, Cin.	65	1057	16.3	58	7
13t)	Keller, NY-J (TE)	65	815	12.5	41	5
15t)	Heyward-Bey, Oak.	64	975	15.2	58	4
15t)	Gates, S.D. (TE)	64	778	12.2	38t	7
17t)	Breaston, K.C.	61	785	12.9	43	2
17t)	*Little, Cle.	61	709	11.6	76t	2
17t)	Nelson, Buf.	61	658	10.8	35	5
20)	Jackson, S.D.	60	1106	18.4	58	9
21t)	Boldin, Bal.	57	887	15.6	56	3
21t)	C. Johnson, Ten. (RB)	57	418	7.3	34	0
23)	Gresham, Cin. (TE)	56	596	10.6	31	6
24t)	Daniels, Hou. (TE)	54	677	12.5	34	3
24t)	Dickson, Bal. (TE)	54	528	9.8	25	5
24t)	Collie, Ind.	54	514	9.5	27	1
24t)	Tolbert, S.D. (RB)	54	433	8.0	27	2
28)	Foster, Hou. (RB)	53	617	11.6	78t	2
29t)	Branch, N.E.	51	702	13.8	63	5
29t)	Holmes, NY-J	51	654	12.8	38t	8
29t)	Miller, Pit. (TE)	51	631	12.4	39	2
29t)	Bess, Mia.	51	537	10.5	41	3
33t)	*T. Smith, Bal.	50	841	16.8	74t	7
33t)	Simpson, Cin.	50	725	14.5	84	4
33t)	Mathews, S.D. (RB)	50	455	9.1	42	0
36)	Cook, Ten. (TE)	49	759	15.5	80t	3
37)	L. Hawkins, Ten.	47	470	10.0	32	1
38t)	Ward, Pit.	46	381	8.3	31	2
38t)	McCluster, K.C. (RB)	46	328	7.1	49	1
40t)	Burress, NY-J	45	612	13.6	30	8
40t)	Williams, Ten.	45	592	13.2	54	5
42t)	Decker, Den.	44	612	13.9	56t	8
42t)	Thomas, Jac.	44	415	9.4	47	1
44t)	Floyd, S.D.	43	856	19.9	52t	5
44t)	Jones-Drew, Jac. (RB)	43	374	8.7	48	3
44t)	Bush, Mia. (RB)	43	296	6.9	34	1
47)	Tomlinson, NY-J (RB)	42	449	10.7	74	2
48)	Cribbs, Cle.	41	518	12.6	45t	4
49)	Pitta, Bal. (TE)	40	405	10.1	39	3
50t)	Walter, Hou.	39	474	12.2	41	3
50t)	Lewis, Jac. (TE)	39	460	11.8	62	0
50t)	Jackson, Buf. (RB)	39	442	11.3	49	0
50t)	Spiller, Buf. (RB)	39	269	6.9	19	2

WEEK 17 / THROUGH SUNDAY, JANUARY 1, 2012

NFC / LEADERS IN RECEPTIONS

Rank	Player, Team	Rec	Yards	Avg	Long	TD
1)	White, Atl.	100	1296	13.0	43	8
2)	Graham, N.O. (TE)	99	1310	13.2	59	11
3)	Johnson, Det.	96	1681	17.5	73t	16
<b>4)</b>	<b>Harvin, Min.</b>	<b>87</b>	<b>967</b>	<b>11.1</b>	<b>52t</b>	<b>6</b>
5)	Sproles, N.O. (RB)	86	710	8.3	39	7
6)	Pettigrew, Det. (TE)	83	777	9.4	27	5
7)	Cruz, NY-G	82	1536	18.7	99t	9
8t)	Fitzgerald, Ariz	80	1411	17.6	73t	8
8t)	Colston, N.O.	80	1143	14.3	50	8
8t)	Gonzalez, Atl. (TE)	80	875	10.9	30	7
11t)	S. Smith, Car.	79	1394	17.6	77t	7
11t)	Witten, Dal. (TE)	79	942	11.9	64	5
13)	Nicks, NY-G	76	1192	15.7	68	7
14)	Winslow, T.B. (TE)	75	763	10.2	37	2
15t)	Crabtree, S.F.	73	880	12.1	52t	4
15t)	Burleson, Det.	73	757	10.4	47	3
17)	Lloyd, Den.-St.L	70	966	13.8	44	5
18t)	Nelson, G.B.	68	1263	18.6	93t	15
18t)	Gaffney, Was.	68	947	13.9	45	5
20t)	G. Jennings, G.B.	67	949	14.2	79t	9
20t)	V. Davis, S.F. (TE)	67	792	11.8	44	6
22)	Williams, T.B.	65	771	11.9	42	3
23t)	Bryant, Dal.	63	928	14.7	50t	9
23t)	Maclin, Phi.	63	859	13.6	59	5
25)	Celek, Phi. (TE)	62	811	13.1	73	5
26)	F. Davis, Was. (TE)	59	796	13.5	42	3
27)	D. Jackson, Phi.	58	961	16.6	62t	4
28)	Finley, G.B. (TE)	55	767	13.9	41	8
29t)	*Jones, Atl.	54	959	17.8	80t	8
29t)	Robinson, Dal.	54	858	15.9	74	11
29t)	Doucet, Ariz	54	689	12.8	70t	5
32t)	Avant, Phi.	52	679	13.1	35	1
32t)	Moore, N.O.	52	627	12.1	47t	8
32t)	Forte, Chi. (RB)	52	490	9.4	56t	1
35t)	*Baldwin, Sea.	51	788	15.5	55t	4
35t)	Roberts, Ariz	51	586	11.5	45	2
37)	P. Thomas, N.O. (RB)	50	425	8.5	57	1
38)	*Helu, Was. (RB)	49	379	7.7	47t	1
39t)	*T. Young, Det.	48	607	12.6	57t	6
39t)	McCoy, Phi. (RB)	48	315	6.6	26	3
41)	Stewart, Car. (RB)	47	413	8.8	26	1
42)	Moss, Was.	46	584	12.7	49t	4
43)	Olsen, Car. (TE)	45	540	12.0	44t	5
44)	Naanee, Car.	44	467	10.6	28	1
45)	Austin, Dal.	43	579	13.5	53t	7
46)	S. Jackson, St.L (RB)	42	333	7.9	50	1
47)	Lumpkin, T.B. (RB)	41	291	7.1	16	0
48t)	Meachem, N.O.	40	620	15.5	67t	6
48t)	Parker, T.B.	40	554	13.9	51	3
50t)	Manningham, NY-G	39	523	13.4	47t	4
50t)	Douglas, Atl.	39	498	12.8	49	1



**WEEK 17 / THROUGH SUNDAY, JANUARY 1, 2012****NFL / LEADERS IN RECEPTIONS**

Rank	Player, Team	Rec	Yards	Avg	Long	TD
1)	Welker, N.E.	122	1569	12.9	99t	9
2)	White, Atl.	100	1296	13.0	43	8
3)	Graham, N.O. (TE)	99	1310	13.2	59	11
4)	Johnson, Det.	96	1681	17.5	73t	16
5)	R. Gronkowski, N.E. (TE)	90	1327	14.7	52t	17
<b>6)</b>	<b>Harvin, Min.</b>	<b>87</b>	<b>967</b>	<b>11.1</b>	<b>52t</b>	<b>6</b>
7)	Sproles, N.O. (RB)	86	710	8.3	39	7
8)	Pettigrew, Det. (TE)	83	777	9.4	27	5
9)	Cruz, NY-G	82	1536	18.7	99t	9
10t)	Marshall, Mia.	81	1214	15.0	65t	6
10t)	Bowe, K.C.	81	1159	14.3	52t	5
12t)	Fitzgerald, Ariz	80	1411	17.6	73t	8
12t)	Colston, N.O.	80	1143	14.3	50	8
12t)	Gonzalez, Atl. (TE)	80	875	10.9	30	7
15t)	S. Smith, Car.	79	1394	17.6	77t	7
15t)	Witten, Dal. (TE)	79	942	11.9	64	5
15t)	Hernandez, N.E. (TE)	79	910	11.5	46	7
18t)	Nicks, NY-G	76	1192	15.7	68	7
18t)	St. Johnson, Buf.	76	1004	13.2	55	7
18t)	Rice, Bal. (RB)	76	704	9.3	52	3
21t)	Wayne, Ind.	75	960	12.8	56t	4
21t)	Winslow, T.B. (TE)	75	763	10.2	37	2
23)	Washington, Ten.	74	1023	13.8	57	7
24t)	Crabtree, S.F.	73	880	12.1	52t	4
24t)	Burleson, Det.	73	757	10.4	47	3
26)	Wallace, Pit.	72	1193	16.6	95t	8
27t)	Lloyd, Den.-St.L	70	966	13.8	44	5
27t)	Garcon, Ind.	70	947	13.5	87t	6
29)	A. Brown, Pit.	69	1108	16.1	79t	2
30t)	Nelson, G.B.	68	1263	18.6	93t	15
30t)	Gaffney, Was.	68	947	13.9	45	5
32t)	G. Jennings, G.B.	67	949	14.2	79t	9
32t)	V. Davis, S.F. (TE)	67	792	11.8	44	6
34t)	*Green, Cin.	65	1057	16.3	58	7
34t)	Keller, NY-J (TE)	65	815	12.5	41	5
34t)	Williams, T.B.	65	771	11.9	42	3
37t)	Heyward-Bey, Oak.	64	975	15.2	58	4
37t)	Gates, S.D. (TE)	64	778	12.2	38t	7
39t)	Bryant, Dal.	63	928	14.7	50t	9
39t)	Maclin, Phi.	63	859	13.6	59	5
41)	Celek, Phi. (TE)	62	811	13.1	73	5
42t)	Breaston, K.C.	61	785	12.9	43	2
42t)	*Little, Cle.	61	709	11.6	76t	2
42t)	Nelson, Buf.	61	658	10.8	35	5
45)	Jackson, S.D.	60	1106	18.4	58	9
46)	F. Davis, Was. (TE)	59	796	13.5	42	3
47)	D. Jackson, Phi.	58	961	16.6	62t	4
48t)	Boldin, Bal.	57	887	15.6	56	3
48t)	C. Johnson, Ten. (RB)	57	418	7.3	34	0
50)	Gresham, Cin. (TE)	56	596	10.6	31	6

**WEEK 17 / THROUGH SUNDAY, JANUARY 1, 2012****AFC / RECEIVING YARDAGE LEADERS**

Rank	Player, Team	Yards	Rec	Avg	Long	TD
1)	Welker, N.E.	1569	122	12.9	99t	9
2)	R. Gronkowski, N.E. (TE)	1327	90	14.7	52t	17
3)	Marshall, Mia.	1214	81	15.0	65t	6
4)	Wallace, Pit.	1193	72	16.6	95t	8
5)	Bowe, K.C.	1159	81	14.3	52t	5
6)	A. Brown, Pit.	1108	69	16.1	79t	2
7)	Jackson, S.D.	1106	60	18.4	58	9
8)	*Green, Cin.	1057	65	16.3	58	7
9)	Washington, Ten.	1023	74	13.8	57	7
10)	St. Johnson, Buf.	1004	76	13.2	55	7
11)	Heyward-Bey, Oak.	975	64	15.2	58	4
12)	Wayne, Ind.	960	75	12.8	56t	4
13)	Garcon, Ind.	947	70	13.5	87t	6
14)	Hernandez, N.E. (TE)	910	79	11.5	46	7
15)	Boldin, Bal.	887	57	15.6	56	3
16)	Floyd, S.D.	856	43	19.9	52t	5
17)	*T. Smith, Bal.	841	50	16.8	74t	7
18)	Keller, NY-J (TE)	815	65	12.5	41	5
19)	Breaston, K.C.	785	61	12.9	43	2
20)	Gates, S.D. (TE)	778	64	12.2	38t	7
21)	Cook, Ten. (TE)	759	49	15.5	80t	3
22)	Simpson, Cin.	725	50	14.5	84	4
23)	*Little, Cle.	709	61	11.6	76t	2
24)	Rice, Bal. (RB)	704	76	9.3	52	3
25)	Branch, N.E.	702	51	13.8	63	5
26)	Daniels, Hou. (TE)	677	54	12.5	34	3
27)	Nelson, Buf.	658	61	10.8	35	5
28)	Holmes, NY-J	654	51	12.8	38t	8
29)	Miller, Pit. (TE)	631	51	12.4	39	2
30)	*D. Moore, Oak.	618	33	18.7	78	5
31)	Foster, Hou. (RB)	617	53	11.6	78t	2
32t)	Burress, NY-J	612	45	13.6	30	8
32t)	Decker, Den.	612	44	13.9	56t	8
34)	Gresham, Cin. (TE)	596	56	10.6	31	6
35)	Williams, Ten.	592	45	13.2	54	5
36)	D. Thomas, Den.	551	32	17.2	47	4
37)	Hartline, Mia.	549	35	15.7	41	1
38)	Bess, Mia.	537	51	10.5	41	3
39)	Dickson, Bal. (TE)	528	54	9.8	25	5
40)	Cribbs, Cle.	518	41	12.6	45t	4
41)	Collie, Ind.	514	54	9.5	27	1
42)	Jones, Hou.	512	31	16.5	80t	2
43)	A. Johnson, Hou.	492	33	14.9	50	2
44)	Walter, Hou.	474	39	12.2	41	3
45)	L. Hawkins, Ten.	470	47	10.0	32	1
46)	Lewis, Jac. (TE)	460	39	11.8	62	0
47)	Mathews, S.D. (RB)	455	50	9.1	42	0
48)	Fasano, Mia. (TE)	451	32	14.1	35t	5
49)	Tomlinson, NY-J (RB)	449	42	10.7	74	2
50)	Jackson, Buf. (RB)	442	39	11.3	49	0

WEEK 17 / THROUGH SUNDAY, JANUARY 1, 2012

NFC / RECEIVING YARDAGE LEADERS

Rank	Player, Team	Yards	Rec	Avg	Long	TD
1)	Johnson, Det.	1681	96	17.5	73t	16
2)	Cruz, NY-G	1536	82	18.7	99t	9
3)	Fitzgerald, Ariz	1411	80	17.6	73t	8
4)	S. Smith, Car.	1394	79	17.6	77t	7
5)	Graham, N.O. (TE)	1310	99	13.2	59	11
6)	White, Atl.	1296	100	13.0	43	8
7)	Nelson, G.B.	1263	68	18.6	93t	15
8)	Nicks, NY-G	1192	76	15.7	68	7
9)	Colston, N.O.	1143	80	14.3	50	8
<b>10)</b>	<b>Harvin, Min.</b>	<b>967</b>	<b>87</b>	<b>11.1</b>	<b>52t</b>	<b>6</b>
11)	Lloyd, Den.-St.L	966	70	13.8	44	5
12)	D. Jackson, Phi.	961	58	16.6	62t	4
13)	*Jones, Atl.	959	54	17.8	80t	8
14)	G. Jennings, G.B.	949	67	14.2	79t	9
15)	Gaffney, Was.	947	68	13.9	45	5
16)	Witten, Dal. (TE)	942	79	11.9	64	5
17)	Bryant, Dal.	928	63	14.7	50t	9
18)	Crabtree, S.F.	880	73	12.1	52t	4
19)	Gonzalez, Atl. (TE)	875	80	10.9	30	7
20)	Maclin, Phi.	859	63	13.6	59	5
21)	Robinson, Dal.	858	54	15.9	74	11
22)	Celek, Phi. (TE)	811	62	13.1	73	5
23)	F. Davis, Was. (TE)	796	59	13.5	42	3
24)	V. Davis, S.F. (TE)	792	67	11.8	44	6
25)	*Baldwin, Sea.	788	51	15.5	55t	4
26)	Pettigrew, Det. (TE)	777	83	9.4	27	5
27)	Williams, T.B.	771	65	11.9	42	3
28)	Finley, G.B. (TE)	767	55	13.9	41	8
29)	Winslow, T.B. (TE)	763	75	10.2	37	2
30)	Burleson, Det.	757	73	10.4	47	3
31)	Knox, Chi.	727	37	19.6	81	2
32)	Sproles, N.O. (RB)	710	86	8.3	39	7
33)	Doucet, Ariz	689	54	12.8	70t	5
34)	Avant, Phi.	679	52	13.1	35	1
35)	Ja. Jones, G.B.	635	38	16.7	70t	7
36)	Moore, N.O.	627	52	12.1	47t	8
37)	Meachem, N.O.	620	40	15.5	67t	6
38)	LaFell, Car.	613	36	17.0	91t	3
39)	*T. Young, Det.	607	48	12.6	57t	6
40)	Ballard, NY-G (TE)	604	38	15.9	41	4
41)	Roberts, Ariz	586	51	11.5	45	2
42)	Moss, Was.	584	46	12.7	49t	4
43)	Austin, Dal.	579	43	13.5	53t	7
44)	Parker, T.B.	554	40	13.9	51	3
45)	Olsen, Car. (TE)	540	45	12.0	44t	5
46)	Manningham, NY-G	523	39	13.4	47t	4
47)	R. Williams, Chi.	507	37	13.7	25t	2
48)	Henderson, N.O.	503	32	15.7	79t	2
49)	Douglas, Atl.	498	39	12.8	49	1
50)	Forte, Chi. (RB)	490	52	9.4	56t	1

WEEK 17 / THROUGH SUNDAY, JANUARY 1, 2012

NFL / RECEIVING YARDAGE LEADERS

Rank	Player, Team	Yards	Rec	Avg	Long	TD
1)	Johnson, Det.	1681	96	17.5	73t	16
2)	Welker, N.E.	1569	122	12.9	99t	9
3)	Cruz, NY-G	1536	82	18.7	99t	9
4)	Fitzgerald, Ariz	1411	80	17.6	73t	8
5)	S. Smith, Car.	1394	79	17.6	77t	7
6)	R. Gronkowski, N.E. (TE)	1327	90	14.7	52t	17
7)	Graham, N.O. (TE)	1310	99	13.2	59	11
8)	White, Atl.	1296	100	13.0	43	8
9)	Nelson, G.B.	1263	68	18.6	93t	15
10)	Marshall, Mia.	1214	81	15.0	65t	6
11)	Wallace, Pit.	1193	72	16.6	95t	8
12)	Nicks, NY-G	1192	76	15.7	68	7
13)	Bowe, K.C.	1159	81	14.3	52t	5
14)	Colston, N.O.	1143	80	14.3	50	8
15)	A. Brown, Pit.	1108	69	16.1	79t	2
16)	Jackson, S.D.	1106	60	18.4	58	9
17)	*Green, Cin.	1057	65	16.3	58	7
18)	Washington, Ten.	1023	74	13.8	57	7
19)	St. Johnson, Buf.	1004	76	13.2	55	7
20)	Heyward-Bey, Oak.	975	64	15.2	58	4
<b>21)</b>	<b>Harvin, Min.</b>	<b>967</b>	<b>87</b>	<b>11.1</b>	<b>52t</b>	<b>6</b>
22)	Lloyd, Den.-St.L	966	70	13.8	44	5
23)	D. Jackson, Phi.	961	58	16.6	62t	4
24)	Wayne, Ind.	960	75	12.8	56t	4
25)	*Jones, Atl.	959	54	17.8	80t	8
26)	G. Jennings, G.B.	949	67	14.2	79t	9
27t)	Gaffney, Was.	947	68	13.9	45	5
27t)	Garcon, Ind.	947	70	13.5	87t	6
29)	Witten, Dal. (TE)	942	79	11.9	64	5
30)	Bryant, Dal.	928	63	14.7	50t	9
31)	Hernandez, N.E. (TE)	910	79	11.5	46	7
32)	Boldin, Bal.	887	57	15.6	56	3
33)	Crabtree, S.F.	880	73	12.1	52t	4
34)	Gonzalez, Atl. (TE)	875	80	10.9	30	7
35)	Maclin, Phi.	859	63	13.6	59	5
36)	Robinson, Dal.	858	54	15.9	74	11
37)	Floyd, S.D.	856	43	19.9	52t	5
38)	*T. Smith, Bal.	841	50	16.8	74t	7
39)	Keller, NY-J (TE)	815	65	12.5	41	5
40)	Celek, Phi. (TE)	811	62	13.1	73	5
41)	F. Davis, Was. (TE)	796	59	13.5	42	3
42)	V. Davis, S.F. (TE)	792	67	11.8	44	6
43)	*Baldwin, Sea.	788	51	15.5	55t	4
44)	Breaston, K.C.	785	61	12.9	43	2
45)	Gates, S.D. (TE)	778	64	12.2	38t	7
46)	Pettigrew, Det. (TE)	777	83	9.4	27	5
47)	Williams, T.B.	771	65	11.9	42	3
48)	Finley, G.B. (TE)	767	55	13.9	41	8
49)	Winslow, T.B. (TE)	763	75	10.2	37	2
50)	Cook, Ten. (TE)	759	49	15.5	80t	3

**WEEK 17 / THROUGH SUNDAY, JANUARY 1, 2012****AFC / THIRD-DOWN RECEIVING LEADERS**

Rank	Player, Team	Rec	Yards	Avg	Long	TD
1)	Washington, Ten.	29	358	12.3	42	3
2)	A. Brown, Pit.	28	437	15.6	27	1
3t)	Welker, N.E.	26	322	12.4	32	1
3t)	Bess, Mia.	26	249	9.6	24	2
5t)	St. Johnson, Buf.	23	322	14.0	55	1
5t)	Collie, Ind.	23	278	12.1	27	1
7)	Bowe, K.C.	22	294	13.4	28	0
8t)	Breaston, K.C.	21	267	12.7	37	1
8t)	Dickson, Bal. (TE)	21	222	10.6	19	2
10)	Foster, Hou. (RB)	20	184	9.2	28	0
11t)	Wayne, Ind.	19	299	15.7	56t	1
11t)	Tolbert, S.D. (RB)	19	140	7.4	21	1
13)	Marshall, Mia.	18	305	16.9	41	1
14t)	Rice, Bal. (RB)	17	267	15.7	52	2
14t)	*Little, Cle.	17	247	14.5	76t	1
14t)	R. Gronkowski, N.E. (TE)	17	223	13.1	37t	6
14t)	Gates, S.D. (TE)	17	203	11.9	38t	5
14t)	L. Hawkins, Ten.	17	193	11.4	30	0
14t)	Pitta, Bal. (TE)	17	175	10.3	39	2
20t)	Jackson, S.D.	16	290	18.1	58	3
20t)	*T. Smith, Bal.	16	272	17.0	32	1
20t)	Thomas, Jac.	16	193	12.1	47	0
20t)	Tomlinson, NY-J (RB)	16	152	9.5	31	0
24t)	Williams, Ten.	15	259	17.3	54	2
24t)	*Green, Cin.	15	257	17.1	51	3
24t)	Decker, Den.	15	187	12.5	56t	2
24t)	Jones-Drew, Jac. (RB)	15	182	12.1	48	2
24t)	Bush, Mia. (RB)	15	126	8.4	27	0
24t)	C. Johnson, Ten. (RB)	15	123	8.2	34	0
30t)	Boldin, Bal.	14	221	15.8	33	0
30t)	Keller, NY-J (TE)	14	201	14.4	34	1
30t)	Daniels, Hou. (TE)	14	185	13.2	30	0
30t)	Heyward-Bey, Oak.	14	160	11.4	28	1
30t)	Crayton, S.D.	14	145	10.4	26t	1
30t)	Simpson, Cin.	14	142	10.1	23	2
30t)	Nelson, Buf.	14	140	10.0	17	0
37t)	Wallace, Pit.	13	287	22.1	53	2
37t)	Floyd, S.D.	13	274	21.1	38	0
37t)	Miller, Pit. (TE)	13	153	11.8	24	0
37t)	Watson, Cle. (TE)	13	141	10.8	18	0
37t)	Cribbs, Cle.	13	132	10.2	25	2
37t)	*Kerley, NY-J	13	132	10.2	30	0
37t)	Lewis, Jac. (TE)	13	129	9.9	25	0
37t)	McCluster, K.C. (RB)	13	108	8.3	38t	1
37t)	Walter, Hou.	13	101	7.8	16	1
46t)	Branch, N.E.	12	209	17.4	63	2
46t)	Leonard, Cin. (RB)	12	132	11.0	37	0
46t)	Choice, Dal.-Was.-Buf. (RB)	12	74	6.2	15	0
49t)	Cook, Ten. (TE)	11	152	13.8	32	0
49t)	Norwood, Cle.	11	140	12.7	51	1
49t)	Burress, NY-J	11	126	11.5	26t	5
49t)	Jackson, Buf. (RB)	11	121	11.0	49	0
49t)	Mason, NY-J-Hou.	11	120	10.9	30	0
49t)	Garcon, Ind.	11	118	10.7	33t	1
49t)	Hernandez, N.E. (TE)	11	113	10.3	46	0
49t)	Hawkins, Cin.	11	105	9.5	25	0
49t)	Moore, Cle. (TE)	11	95	8.6	16t	3
49t)	Gresham, Cin. (TE)	11	84	7.6	17	3
49t)	Ogbonnaya, Hou.-Cle. (RB)	11	77	7.0	17	0
49t)	Ringer, Ten. (RB)	11	74	6.7	15	0

**WEEK 17 / THROUGH SUNDAY, JANUARY 1, 2012****NFC / THIRD-DOWN RECEIVING LEADERS**

Rank	Player, Team	Rec	Yards	Avg	Long	TD
1)	White, Atl.	35	438	12.5	30	2
2)	Cruz, NY-G	27	698	25.9	99t	5
3t)	*Baldwin, Sea.	25	409	16.4	50	0
3t)	Sproles, N.O. (RB)	25	225	9.0	36	2
5)	Colston, N.O.	23	348	15.1	35t	3
6t)	Bryant, Dal.	22	329	15.0	30	5
6t)	Doucet, Ariz	22	295	13.4	70t	2
6t)	Graham, N.O. (TE)	22	266	12.1	28	1
6t)	Crabtree, S.F.	22	261	11.9	41	0
10)	Witten, Dal. (TE)	21	281	13.4	59t	2
11t)	Parker, T.B.	20	317	15.9	51	2
<b>11t)</b>	<b>Harvin, Min.</b>	<b>20</b>	<b>279</b>	<b>14.0</b>	<b>52t</b>	<b>1</b>
11t)	Gonzalez, Atl. (TE)	20	172	8.6	20	2
14t)	Finley, G.B. (TE)	19	321	16.9	41	1
14t)	Gaffney, Was.	19	260	13.7	23	2
16t)	Nicks, NY-G	18	370	20.6	68	2
16t)	*Jones, Atl.	18	332	18.4	80t	4
16t)	Pettigrew, Det. (TE)	18	173	9.6	17	3
16t)	Lumpkin, T.B. (RB)	18	164	9.1	16	0
20t)	Johnson, Det.	17	299	17.6	73t	2
20t)	Lloyd, Den.-St.L	17	258	15.2	36t	2
20t)	Avant, Phi.	17	256	15.1	29	0
20t)	Winslow, T.B. (TE)	17	187	11.0	22	0
20t)	V. Davis, S.F. (TE)	17	155	9.1	21	1
25t)	Naanee, Car.	16	167	10.4	22	1
25t)	Celek, Phi. (TE)	16	130	8.1	15	1
27t)	G. Jennings, G.B.	15	236	15.7	43	2
27t)	Moore, N.O.	15	215	14.3	47t	4
27t)	Moss, Was.	15	209	13.9	23	2
27t)	Williams, T.B.	15	170	11.3	23	1
31t)	*T. Young, Det.	14	256	18.3	57t	1
31t)	Fitzgerald, Ariz	14	246	17.6	41	0
31t)	Olsen, Car. (TE)	14	168	12.0	44t	3
31t)	B. Gibson, St.L	14	155	11.1	21	0
31t)	Forte, Chi. (RB)	14	132	9.4	23	0
36t)	Austin, Dal.	13	230	17.7	53t	2
36t)	Roberts, Ariz	13	195	15.0	45	0
36t)	Maclin, Phi.	13	180	13.8	31	2
<b>36t)</b>	<b>Shiancoe, Min. (TE)</b>	<b>13</b>	<b>163</b>	<b>12.5</b>	<b>33</b>	<b>1</b>
36t)	Briscoe, T.B.	13	124	9.5	17	2
41t)	D. Jackson, Phi.	12	225	18.8	61	0
41t)	R. Williams, Chi.	12	197	16.4	25t	1
41t)	Driver, G.B.	12	190	15.8	35t	4
41t)	Ja. Jones, G.B.	12	182	15.2	40	0
41t)	Douglas, Atl.	12	181	15.1	49	0
41t)	Tate, Sea.	12	168	14.0	33	1
41t)	Burleson, Det.	12	145	12.1	30	0
41t)	F. Davis, Was. (TE)	12	136	11.3	28	0
41t)	Obomanu, Sea.	12	131	10.9	32	1
41t)	Stewart, Car. (RB)	12	89	7.4	21	0

**WEEK 17 / THROUGH SUNDAY, JANUARY 1, 2012**

**NFL / THIRD-DOWN RECEIVING LEADERS**

Rank	Player, Team	Rec	Yards	Avg	Long	TD
1)	White, Atl.	35	438	12.5	30	2
2)	Washington, Ten.	29	358	12.3	42	3
3)	A. Brown, Pit.	28	437	15.6	27	1
4)	Cruz, NY-G	27	698	25.9	99t	5
5t)	Welker, N.E.	26	322	12.4	32	1
5t)	Bess, Mia.	26	249	9.6	24	2
7t)	*Baldwin, Sea.	25	409	16.4	50	0
7t)	Sproles, N.O. (RB)	25	225	9.0	36	2
9t)	Colston, N.O.	23	348	15.1	35t	3
9t)	St. Johnson, Buf.	23	322	14.0	55	1
9t)	Collie, Ind.	23	278	12.1	27	1
12t)	Bryant, Dal.	22	329	15.0	30	5
12t)	Doucet, Ariz	22	295	13.4	70t	2
12t)	Bowe, K.C.	22	294	13.4	28	0
12t)	Graham, N.O. (TE)	22	266	12.1	28	1
12t)	Crabtree, S.F.	22	261	11.9	41	0
17t)	Witten, Dal. (TE)	21	281	13.4	59t	2
17t)	Breaston, K.C.	21	267	12.7	37	1
17t)	Dickson, Bal. (TE)	21	222	10.6	19	2
20t)	Parker, T.B.	20	317	15.9	51	2
<b>20t)</b>	<b>Harvin, Min.</b>	<b>20</b>	<b>279</b>	<b>14.0</b>	<b>52t</b>	<b>1</b>
20t)	Foster, Hou. (RB)	20	184	9.2	28	0
20t)	Gonzalez, Atl. (TE)	20	172	8.6	20	2
24t)	Finley, G.B. (TE)	19	321	16.9	41	1
24t)	Wayne, Ind.	19	299	15.7	56t	1
24t)	Gaffney, Was.	19	260	13.7	23	2
24t)	Tolbert, S.D. (RB)	19	140	7.4	21	1
28t)	Nicks, NY-G	18	370	20.6	68	2
28t)	*Jones, Atl.	18	332	18.4	80t	4
28t)	Marshall, Mia.	18	305	16.9	41	1
28t)	Pettigrew, Det. (TE)	18	173	9.6	17	3
28t)	Lumpkin, T.B. (RB)	18	164	9.1	16	0
33t)	Johnson, Det.	17	299	17.6	73t	2
33t)	Rice, Bal. (RB)	17	267	15.7	52	2
33t)	Lloyd, Den.-St.L	17	258	15.2	36t	2
33t)	Avant, Phi.	17	256	15.1	29	0
33t)	*Little, Cle.	17	247	14.5	76t	1
33t)	R. Gronkowski, N.E. (TE)	17	223	13.1	37t	6
33t)	Gates, S.D. (TE)	17	203	11.9	38t	5
33t)	L. Hawkins, Ten.	17	193	11.4	30	0
33t)	Winslow, T.B. (TE)	17	187	11.0	22	0
33t)	Pitta, Bal. (TE)	17	175	10.3	39	2
33t)	V. Davis, S.F. (TE)	17	155	9.1	21	1
44t)	Jackson, S.D.	16	290	18.1	58	3
44t)	*T. Smith, Bal.	16	272	17.0	32	1
44t)	Thomas, Jac.	16	193	12.1	47	0
44t)	Naanee, Car.	16	167	10.4	22	1
44t)	Tomlinson, NY-J (RB)	16	152	9.5	31	0
44t)	Celek, Phi. (TE)	16	130	8.1	15	1
50t)	Williams, Ten.	15	259	17.3	54	2
50t)	*Green, Cin.	15	257	17.1	51	3
50t)	G. Jennings, G.B.	15	236	15.7	43	2
50t)	Moore, N.O.	15	215	14.3	47t	4
50t)	Moss, Was.	15	209	13.9	23	2
50t)	Decker, Den.	15	187	12.5	56t	2
50t)	Jones-Drew, Jac. (RB)	15	182	12.1	48	2
50t)	Williams, T.B.	15	170	11.3	23	1
50t)	Bush, Mia. (RB)	15	126	8.4	27	0
50t)	C. Johnson, Ten. (RB)	15	123	8.2	34	0



**WEEK 17 / THROUGH SUNDAY, JANUARY 1, 2012****AFC / LEADING SCORERS, NONKICKERS**

Rank	Player, Team	TD	Rush	Rec	Ret	X2	Pts
1)	R. Gronkowski, N.E. (TE)	18	1	17	0	0	108
2)	Rice, Bal. (RB)	15	12	3	0	0	90
3)	Foster, Hou. (RB)	12	10	2	0	0	72
4t)	Green-Ellis, N.E. (RB)	11	11	0	0	0	66
4t)	Jones-Drew, Jac. (RB)	11	8	3	0	0	66
6)	Tolbert, S.D. (RB)	10	8	2	0	0	60
7t)	Decker, Den. (WR)	9	0	8	1	0	54
7t)	Jackson, S.D. (WR)	9	0	9	0	0	54
7t)	Mendenhall, Pit. (RB)	9	9	0	0	0	54
7t)	Welker, N.E. (WR)	9	0	9	0	0	54
11t)	Burruss, NY-J (WR)	8	0	8	0	0	48
11t)	Bush, Oak. (RB)	8	7	1	0	0	48
11t)	Holmes, NY-J (WR)	8	0	8	0	0	48
11t)	Wallace, Pit. (WR)	8	0	8	0	0	48
11t)	Washington, Ten. (WR)	8	1	7	0	0	48
16t)	Bush, Mia. (RB)	7	6	1	0	0	42
16t)	Gates, S.D. (TE)	7	0	7	0	0	42
16t)	*Green, Cin. (WR)	7	0	7	0	0	42
16t)	Hernandez, N.E. (TE)	7	0	7	0	0	42
16t)	St. Johnson, Buf. (WR)	7	0	7	0	0	42
16t)	*T. Smith, Bal. (WR)	7	0	7	0	0	42
22)	Tebow, Den. (QB)	6	6	0	0	2	40
23t)	Benson, Cin. (RB)	6	6	0	0	0	36
23t)	Chandler, Buf. (TE)	6	0	6	0	0	36
23t)	Dreessen, Hou. (TE)	6	0	6	0	0	36
23t)	Garcon, Ind. (WR)	6	0	6	0	0	36
23t)	Greene, NY-J (RB)	6	6	0	0	0	36
23t)	Gresham, Cin. (TE)	6	0	6	0	0	36
23t)	Jackson, Buf. (RB)	6	6	0	0	0	36
23t)	Marshall, Mia. (WR)	6	0	6	0	0	36
23t)	Mathews, S.D. (RB)	6	6	0	0	0	36
23t)	*D. Moore, Oak. (WR)	6	1	5	0	0	36
23t)	Sanchez, NY-J (QB)	6	6	0	0	0	36
23t)	Spiller, Buf. (RB)	6	4	2	0	0	36
35)	McGahee, Den. (RB)	5	4	1	0	1	32
36t)	Bowe, K.C. (WR)	5	0	5	0	0	30
36t)	Branch, N.E. (WR)	5	0	5	0	0	30
36t)	D. Brown, Ind. (RB)	5	5	0	0	0	30
36t)	Cribbs, Cle. (WR)	5	0	4	1	0	30
36t)	Dickson, Bal. (TE)	5	0	5	0	0	30
36t)	Fasano, Mia. (TE)	5	0	5	0	0	30
36t)	Floyd, S.D. (WR)	5	0	5	0	0	30
36t)	Keller, NY-J (TE)	5	0	5	0	0	30
36t)	McFadden, Oak. (RB)	5	4	1	0	0	30
36t)	Nelson, Buf. (WR)	5	0	5	0	0	30
36t)	Williams, Ten. (WR)	5	0	5	0	0	30
47t)	Heyward-Bey, Oak. (WR)	4	0	4	0	0	24
47t)	C. Johnson, Ten. (RB)	4	4	0	0	0	24
47t)	Moore, Cle. (TE)	4	0	4	0	0	24
47t)	Simpson, Cin. (WR)	4	0	4	0	0	24
47t)	Tate, Hou. (RB)	4	4	0	0	0	24
47t)	D. Thomas, Den. (WR)	4	0	4	0	0	24
47t)	Wayne, Ind. (WR)	4	0	4	0	0	24

**WEEK 17 / THROUGH SUNDAY, JANUARY 1, 2012**

**NFC / LEADING SCORERS, NONKICKERS**

Rank	Player, Team	TD	Rush	Rec	Ret	X2	Pts
1)	McCoy, Phi. (RB)	20	17	3	0	0	120
2)	Johnson, Det. (WR)	16	0	16	0	0	96
3)	Nelson, G.B. (WR)	15	0	15	0	0	90
4)	*Newton, Car. (QB)	14	14	0	0	0	84
5t)	Lynch, Sea. (RB)	13	12	1	0	0	78
<b>5t)</b>	<b>Peterson, Min. (RB)</b>	<b>13</b>	<b>12</b>	<b>1</b>	<b>0</b>	<b>0</b>	<b>78</b>
7)	Bradshaw, NY-G (RB)	11	9	2	0	1	68
8t)	Graham, N.O. (TE)	11	0	11	0	0	66
8t)	Robinson, Dal. (WR)	11	0	11	0	0	66
8t)	Turner, Atl. (RB)	11	11	0	0	0	66
11t)	Sproles, N.O. (RB)	10	2	7	1	0	60
11t)	Wells, Ariz (RB)	10	10	0	0	0	60
13t)	Bryant, Dal. (WR)	9	0	9	0	0	54
13t)	Cruz, NY-G (WR)	9	0	9	0	0	54
<b>13t)</b>	<b>Harvin, Min. (WR)</b>	<b>9</b>	<b>2</b>	<b>6</b>	<b>1</b>	<b>0</b>	<b>54</b>
13t)	G. Jennings, G.B. (WR)	9	0	9	0	0	54
17)	Moore, N.O. (WR)	8	0	8	0	2	52
18)	Jacobs, NY-G (RB)	8	7	1	0	1	50
19t)	Colston, N.O. (WR)	8	0	8	0	0	48
19t)	Finley, G.B. (TE)	8	0	8	0	0	48
19t)	Fitzgerald, Ariz (WR)	8	0	8	0	0	48
19t)	Gore, S.F. (RB)	8	8	0	0	0	48
19t)	*Jones, Atl. (WR)	8	0	8	0	0	48
19t)	White, Atl. (WR)	8	0	8	0	0	48
25)	S. Smith, Car. (WR)	7	0	7	0	1	44
26t)	Austin, Dal. (WR)	7	0	7	0	0	42
26t)	Gonzalez, Atl. (TE)	7	0	7	0	0	42
26t)	Ja. Jones, G.B. (WR)	7	0	7	0	0	42
26t)	Nicks, NY-G (WR)	7	0	7	0	0	42
26t)	K. Smith, Det. (RB)	7	4	3	0	0	42
26t)	D. Williams, Car. (RB)	7	7	0	0	0	42
32t)	Scheffler, Det. (TE)	6	0	6	0	1	38
32t)	*T. Young, Det. (WR)	6	0	6	0	1	38
34t)	Barber, Chi. (RB)	6	6	0	0	0	36
34t)	Briscoe, T.B. (WR)	6	0	6	0	0	36
34t)	V. Davis, S.F. (TE)	6	0	6	0	0	36
34t)	Driver, G.B. (WR)	6	0	6	0	0	36
34t)	S. Jackson, St.L (RB)	6	5	1	0	0	36
34t)	Kuhn, G.B. (RB)	6	4	2	0	0	36
34t)	Meachem, N.O. (WR)	6	0	6	0	0	36
34t)	P. Thomas, N.O. (RB)	6	5	1	0	0	36
42)	Olsen, Car. (TE)	5	0	5	0	1	32
43t)	Blount, T.B. (RB)	5	5	0	0	0	30
43t)	Celek, Phi. (TE)	5	0	5	0	0	30
43t)	K. Davis, Chi. (TE)	5	0	5	0	0	30
43t)	Doucet, Ariz (WR)	5	0	5	0	0	30
43t)	Gaffney, Was. (WR)	5	0	5	0	0	30
43t)	*Ingram, N.O. (RB)	5	5	0	0	0	30
43t)	Lloyd, Den.-St.L (WR)	5	0	5	0	0	30
43t)	Maclin, Phi. (WR)	5	0	5	0	0	30
43t)	Pettigrew, Det. (TE)	5	0	5	0	0	30
43t)	Stewart, Car. (RB)	5	4	1	0	0	30
43t)	Witten, Dal. (TE)	5	0	5	0	0	30

**WEEK 17 / THROUGH SUNDAY, JANUARY 1, 2012**

**NFL / LEADING SCORERS, NONKICKERS**

Rank	Player, Team	TD	Rush	Rec	Ret	X2	Pts
1)	McCoy, Phi. (RB)	20	17	3	0	0	120
2)	R. Gronkowski, N.E. (TE)	18	1	17	0	0	108
3)	Johnson, Det. (WR)	16	0	16	0	0	96
4t)	Nelson, G.B. (WR)	15	0	15	0	0	90
4t)	Rice, Bal. (RB)	15	12	3	0	0	90
6)	*Newton, Car. (QB)	14	14	0	0	0	84
7t)	Lynch, Sea. (RB)	13	12	1	0	0	78
<b>7t)</b>	<b>Peterson, Min. (RB)</b>	<b>13</b>	<b>12</b>	<b>1</b>	<b>0</b>	<b>0</b>	<b>78</b>
9)	Foster, Hou. (RB)	12	10	2	0	0	72
10)	Bradshaw, NY-G (RB)	11	9	2	0	1	68
11t)	Graham, N.O. (TE)	11	0	11	0	0	66
11t)	Green-Ellis, N.E. (RB)	11	11	0	0	0	66
11t)	Jones-Drew, Jac. (RB)	11	8	3	0	0	66
11t)	Robinson, Dal. (WR)	11	0	11	0	0	66
11t)	Turner, Atl. (RB)	11	11	0	0	0	66
16t)	Sproles, N.O. (RB)	10	2	7	1	0	60
16t)	Tolbert, S.D. (RB)	10	8	2	0	0	60
16t)	Wells, Ariz (RB)	10	10	0	0	0	60
19t)	Bryant, Dal. (WR)	9	0	9	0	0	54
19t)	Cruz, NY-G (WR)	9	0	9	0	0	54
19t)	Decker, Den. (WR)	9	0	8	1	0	54
<b>19t)</b>	<b>Harvin, Min. (WR)</b>	<b>9</b>	<b>2</b>	<b>6</b>	<b>1</b>	<b>0</b>	<b>54</b>
19t)	Jackson, S.D. (WR)	9	0	9	0	0	54
19t)	G. Jennings, G.B. (WR)	9	0	9	0	0	54
19t)	Mendenhall, Pit. (RB)	9	9	0	0	0	54
19t)	Welker, N.E. (WR)	9	0	9	0	0	54
27)	Moore, N.O. (WR)	8	0	8	0	2	52
28)	Jacobs, NY-G (RB)	8	7	1	0	1	50
29t)	Burress, NY-J (WR)	8	0	8	0	0	48
29t)	Bush, Oak. (RB)	8	7	1	0	0	48
29t)	Colston, N.O. (WR)	8	0	8	0	0	48
29t)	Finley, G.B. (TE)	8	0	8	0	0	48
29t)	Fitzgerald, Ariz (WR)	8	0	8	0	0	48
29t)	Gore, S.F. (RB)	8	8	0	0	0	48
29t)	Holmes, NY-J (WR)	8	0	8	0	0	48
29t)	*Jones, Atl. (WR)	8	0	8	0	0	48
29t)	Wallace, Pit. (WR)	8	0	8	0	0	48
29t)	Washington, Ten. (WR)	8	1	7	0	0	48
29t)	White, Atl. (WR)	8	0	8	0	0	48
40)	S. Smith, Car. (WR)	7	0	7	0	1	44
41t)	Austin, Dal. (WR)	7	0	7	0	0	42
41t)	Bush, Mia. (RB)	7	6	1	0	0	42
41t)	Gates, S.D. (TE)	7	0	7	0	0	42
41t)	Gonzalez, Atl. (TE)	7	0	7	0	0	42
41t)	*Green, Cin. (WR)	7	0	7	0	0	42
41t)	Hernandez, N.E. (TE)	7	0	7	0	0	42
41t)	St. Johnson, Buf. (WR)	7	0	7	0	0	42
41t)	Ja. Jones, G.B. (WR)	7	0	7	0	0	42
41t)	Nicks, NY-G (WR)	7	0	7	0	0	42
41t)	*T. Smith, Bal. (WR)	7	0	7	0	0	42
41t)	K. Smith, Det. (RB)	7	4	3	0	0	42
41t)	D. Williams, Car. (RB)	7	7	0	0	0	42

WEEK 17 / THROUGH SUNDAY, JANUARY 1, 2012

AFC / LEADING SCORERS, KICKERS

Rank	Player, Team	PAT	FG	Pct	Long	Pts
1)	Gostkowski, N.E.	59/59	28/33	.848	50	143
2)	Rackers, Hou.	39/40	32/38	.842	54	135
3)	Nugent, Cin.	33/34	33/38	.868	49	132
4)	Janikowski, Oak.	36/36	31/35	.886	63	129
5t)	Cundiff, Bal.	38/38	28/37	.757	51	122
5t)	Novak, S.D.	41/42	27/34	.794	53	122
7)	Bironas, Ten.	34/34	29/32	.906	53	121
8)	Carpenter, Mia.	26/26	29/34	.853	58	113
9)	Suisham, Pit.	36/36	23/31	.742	51	105
10)	Folk, NY-J	44/44	19/25	.760	51	101
11t)	Scobee, Jac.	24/24	23/25	.920	55	93
11t)	Vinatieri, Ind.	24/24	23/27	.852	53	93
13t)	Dawson, Cle.	20/20	24/29	.828	54	92
13t)	Succop, K.C.	20/20	24/30	.800	54	92
15)	Prater, Den.	30/30	19/25	.760	59	87
16)	Lindell, Buf.	25/25	13/15	.867	49	64
17)	Rayner, Oak.-Buf.	13/13	10/15	.667	56	43
18)	Graham, Mia.-Bal.	8/ 8	6/ 7	.857	48	26
19)	Scifres, S.D.	3/ 3	1/ 1	1.000	40	6
20)	Coutu, Jac.-Buf.	3/ 3	0/ 1	.000	--	3

NFC / LEADING SCORERS, KICKERS

Rank	Player, Team	PAT	FG	Pct	Long	Pts
1)	Akers, S.F.	34/34	44/52	.846	55	166
2)	Kasay, N.O.	63/63	28/34	.824	53	147
3)	Crosby, G.B.	68/69	24/28	.857	58	140
4)	*Bailey, Dal.	39/39	32/37	.865	51	135
5t)	Bryant, Atl.	45/45	27/29	.931	51	126
5t)	Hanson, Det.	54/54	24/29	.828	51	126
7)	Gould, Chi.	37/37	28/32	.875	57	121
8t)	Gano, Was.	25/26	31/41	.756	59	118
8t)	*Henery, Phi.	46/46	24/27	.889	51	118
10)	Mare, Car.	44/45	22/28	.786	45	110
11)	Hauschka, Sea.	34/34	25/30	.833	52	109
<b>12)</b>	<b>Longwell, Min.</b>	<b>38/39</b>	<b>22/28</b>	<b>.786</b>	<b>53</b>	<b>104</b>
13)	Barth, T.B.	23/23	26/28	.929	55	101
14)	Tynes, NY-G	43/43	19/24	.792	50	100
15)	Feely, Ariz	33/33	19/24	.792	51	90
16)	Jo. Brown, St.L	18/18	21/28	.750	49	81

NFL / LEADING SCORERS, KICKERS

Rank	Player, Team	PAT	FG	Pct	Long	Pts
1)	Akers, S.F.	34/34	44/52	.846	55	166
2)	Kasay, N.O.	63/63	28/34	.824	53	147
3)	Gostkowski, N.E.	59/59	28/33	.848	50	143
4)	Crosby, G.B.	68/69	24/28	.857	58	140
5t)	*Bailey, Dal.	39/39	32/37	.865	51	135
5t)	Rackers, Hou.	39/40	32/38	.842	54	135
7)	Nugent, Cin.	33/34	33/38	.868	49	132
8)	Janikowski, Oak.	36/36	31/35	.886	63	129
9t)	Bryant, Atl.	45/45	27/29	.931	51	126
9t)	Hanson, Det.	54/54	24/29	.828	51	126
11t)	Cundiff, Bal.	38/38	28/37	.757	51	122
11t)	Novak, S.D.	41/42	27/34	.794	53	122
13t)	Bironas, Ten.	34/34	29/32	.906	53	121
13t)	Gould, Chi.	37/37	28/32	.875	57	121
15t)	Gano, Was.	25/26	31/41	.756	59	118
15t)	*Henery, Phi.	46/46	24/27	.889	51	118
17)	Carpenter, Mia.	26/26	29/34	.853	58	113
18)	Mare, Car.	44/45	22/28	.786	45	110
19)	Hauschka, Sea.	34/34	25/30	.833	52	109
20)	Suisham, Pit.	36/36	23/31	.742	51	105
<b>21)</b>	<b>Longwell, Min.</b>	<b>38/39</b>	<b>22/28</b>	<b>.786</b>	<b>53</b>	<b>104</b>
22t)	Barth, T.B.	23/23	26/28	.929	55	101
22t)	Folk, NY-J	44/44	19/25	.760	51	101
24)	Tynes, NY-G	43/43	19/24	.792	50	100
25t)	Scobee, Jac.	24/24	23/25	.920	55	93
25t)	Vinatieri, Ind.	24/24	23/27	.852	53	93
27t)	Dawson, Cle.	20/20	24/29	.828	54	92
27t)	Succop, K.C.	20/20	24/30	.800	54	92
29)	Feely, Ariz	33/33	19/24	.792	51	90
30)	Prater, Den.	30/30	19/25	.760	59	87
31)	Jo. Brown, St.L	18/18	21/28	.750	49	81
32)	Lindell, Buf.	25/25	13/15	.867	49	64
33)	Rayner, Oak.-Buf.	13/13	10/15	.667	56	43
34)	Graham, Mia.-Bal.	8/ 8	6/ 7	.857	48	26
35)	Scifres, S.D.	3/ 3	1/ 1	1.000	40	6
36)	Coutu, Jac.-Buf.	3/ 3	0/ 1	.000	--	3

WEEK 17 / THROUGH SUNDAY, JANUARY 1, 2012

AFC / TOUCHBACKS ON KICKOFFS

Rank	Player, Team	TB
1)	Prater, Den.	47
2t)	Bironas, Ten.	44
2t)	Cundiff, Bal.	44
4t)	Gostkowski, N.E.	41
4t)	McAfee, Ind.	41
6t)	Carpenter, Mia.	39
6t)	Scobee, Jac.	39
8)	Nugent, Cin.	36
9)	Janikowski, Oak.	32
10)	Succop, K.C.	31
11)	Novak, S.D.	30
12)	Suisham, Pit.	28
13)	*Hartmann, Hou.	23
14)	Folk, NY-J	17
15)	Rackers, Hou.	15
16)	Lindell, Buf.	12
17)	Dawson, Cle.	10
18)	Rayner, Oak.-Buf.	7
19)	Scifres, S.D.	2
20t)	Graham, Mia.-Bal.	1
20t)	Koch, Bal.	1

NFC / TOUCHBACKS ON KICKOFFS

Rank	Player, Team	TB
1)	Morstead, N.O.	68
2)	Mare, Car.	53
3)	Crosby, G.B.	49
4)	Akers, S.F.	47
5)	Hanson, Det.	45
6)	Gould, Chi.	43
7)	Koenen, T.B.	37
8)	Tynes, NY-G	34
9t)	Gano, Was.	32
9t)	*Henery, Phi.	32
11)	Hauschka, Sea.	26
12)	*Bosher, Atl.	25
13)	*Bailey, Dal.	24
14)	Feely, Ariz	22
<b>15)</b>	<b>Longwell, Min.</b>	<b>19</b>
16)	Jo. Brown, St.L	15
17)	Buehler, Dal.	9

WEEK 17 / THROUGH SUNDAY, JANUARY 1, 2012

NFL / TOUCHBACKS ON KICKOFFS

Rank	Player, Team	TB
1)	Morstead, N.O.	68
2)	Mare, Car.	53
3)	Crosby, G.B.	49
4t)	Akers, S.F.	47
4t)	Prater, Den.	47
6)	Hanson, Det.	45
7t)	Bironas, Ten.	44
7t)	Cundiff, Bal.	44
9)	Gould, Chi.	43
10t)	Gostkowski, N.E.	41
10t)	McAfee, Ind.	41
12t)	Carpenter, Mia.	39
12t)	Scobee, Jac.	39
14)	Koenen, T.B.	37
15)	Nugent, Cin.	36
16)	Tynes, NY-G	34
17t)	Gano, Was.	32
17t)	*Henery, Phi.	32
17t)	Janikowski, Oak.	32
20)	Succop, K.C.	31
21)	Novak, S.D.	30
22)	Suisham, Pit.	28
23)	Hauschka, Sea.	26
24)	*Bosher, Atl.	25
25)	*Bailey, Dal.	24
26)	*Hartmann, Hou.	23
27)	Feely, Ariz	22
<b>28)</b>	<b>Longwell, Min.</b>	<b>19</b>
29)	Folk, NY-J	17
30t)	Jo. Brown, St.L	15
30t)	Rackers, Hou.	15
32)	Lindell, Buf.	12
33)	Dawson, Cle.	10
34)	Buehler, Dal.	9
35)	Rayner, Oak.-Buf.	7
36)	Scifres, S.D.	2
37t)	Graham, Mia.-Bal.	1
37t)	Koch, Bal.	1

**WEEK 17 / THROUGH SUNDAY, JANUARY 1, 2012**

**AFC / MOST YARDS FROM SCRIMMAGE**

Rank	Player, Team	Yards	Total			Rushing			Receiving		
			Att+Rec	Avg	Yards	Att	Avg	Yards	Rec	Avg	
1)	Rice, Bal. (RB)	2068	367	5.6	1364	291	4.7	704	76	9.3	
2)	Jones-Drew, Jac. (RB)	1980	386	5.1	1606	343	4.7	374	43	8.7	
3)	Foster, Hou. (RB)	1841	331	5.6	1224	278	4.4	617	53	11.6	
4)	Welker, N.E. (WR)	1599	126	12.7	30	4	7.5	1569	122	12.9	
5)	Mathews, S.D. (RB)	1546	272	5.7	1091	222	4.9	455	50	9.1	
6)	C. Johnson, Ten. (RB)	1465	319	4.6	1047	262	4.0	418	57	7.3	
7)	Bush, Oak. (RB)	1395	293	4.8	977	256	3.8	418	37	11.3	
8)	Bush, Mia. (RB)	1382	259	5.3	1086	216	5.0	296	43	6.9	
9)	Jackson, Buf. (RB)	1376	209	6.6	934	170	5.5	442	39	11.3	
10)	R. Gronkowski, N.E. (TE)	1329	91	14.6	2	1	2.0	1327	90	14.7	
11)	Greene, NY-J (RB)	1265	283	4.5	1054	253	4.2	211	30	7.0	
12t)	McGahee, Den. (RB)	1250	261	4.8	1199	249	4.8	51	12	4.3	
12t)	Wallace, Pit. (WR)	1250	77	16.2	57	5	11.4	1193	72	16.6	
14)	Marshall, Mia. (WR)	1227	82	15.0	13	1	13.0	1214	81	15.0	
15)	Bowe, K.C. (WR)	1171	82	14.3	12	1	12.0	1159	81	14.3	
16)	Jackson, S.D. (WR)	1157	63	18.4	51	3	17.0	1106	60	18.4	
17t)	Benson, Cin. (RB)	1149	288	4.0	1067	273	3.9	82	15	5.5	
17t)	A. Brown, Pit. (WR)	1149	76	15.1	41	7	5.9	1108	69	16.1	
19)	*Green, Cin. (WR)	1110	70	15.9	53	5	10.6	1057	65	16.3	
20)	Mendenhall, Pit. (RB)	1082	246	4.4	928	228	4.1	154	18	8.6	
21)	Tate, Hou. (RB)	1040	188	5.5	942	175	5.4	98	13	7.5	
22)	Washington, Ten. (WR)	1028	76	13.5	5	2	2.5	1023	74	13.8	
23)	St. Johnson, Buf. (WR)	1004	76	13.2	0	0	---	1004	76	13.2	
24t)	Garcon, Ind. (WR)	975	74	13.2	28	4	7.0	947	70	13.5	
24t)	Heyward-Bey, Oak. (WR)	975	64	15.2	0	0	---	975	64	15.2	
26)	Wayne, Ind. (WR)	960	75	12.8	0	0	---	960	75	12.8	
27)	Hernandez, N.E. (TE)	955	84	11.4	45	5	9.0	910	79	11.5	
28)	Tolbert, S.D. (RB)	923	175	5.3	490	121	4.0	433	54	8.0	
29)	Boldin, Bal. (WR)	887	57	15.6	0	0	---	887	57	15.6	
30)	*T. Smith, Bal. (WR)	880	54	16.3	39	4	9.8	841	50	16.8	
31)	Floyd, S.D. (WR)	856	43	19.9	0	0	---	856	43	19.9	
32)	McCluster, K.C. (RB)	844	160	5.3	516	114	4.5	328	46	7.1	
33)	Spiller, Buf. (RB)	830	146	5.7	561	107	5.2	269	39	6.9	
34)	Green-Ellis, N.E. (RB)	826	190	4.3	667	181	3.7	159	9	17.7	
35)	Keller, NY-J (TE)	815	65	12.5	0	0	---	815	65	12.5	
36)	Breaston, K.C. (WR)	810	62	13.1	25	1	25.0	785	61	12.9	
37)	Gates, S.D. (TE)	778	64	12.2	0	0	---	778	64	12.2	
38)	McFadden, Oak. (RB)	768	132	5.8	614	113	5.4	154	19	8.1	
39)	Cook, Ten. (TE)	759	49	15.5	0	0	---	759	49	15.5	
40)	D. Brown, Ind. (RB)	731	150	4.9	645	134	4.8	86	16	5.4	
41)	Tomlinson, NY-J (RB)	729	117	6.2	280	75	3.7	449	42	10.7	
42)	Simpson, Cin. (WR)	725	50	14.5	0	0	---	725	50	14.5	
43)	*Little, Cle. (WR)	724	64	11.3	15	3	5.0	709	61	11.6	
44)	Hillis, Cle. (RB)	717	183	3.9	587	161	3.6	130	22	5.9	
45)	Branch, N.E. (WR)	702	51	13.8	0	0	---	702	51	13.8	
46)	Holmes, NY-J (WR)	681	54	12.6	27	3	9.0	654	51	12.8	
47)	*D. Moore, Oak. (WR)	679	38	17.9	61	5	12.2	618	33	18.7	
48)	Daniels, Hou. (TE)	677	54	12.5	0	0	---	677	54	12.5	
49)	Battle, K.C. (RB)	665	158	4.2	597	149	4.0	68	9	7.6	
50)	Tebow, Den. (QB)	660	122	5.4	660	122	5.4	0	0	---	



**WEEK 17 / THROUGH SUNDAY, JANUARY 1, 2012**

**NFC / MOST YARDS FROM SCRIMMAGE**

Rank	Player, Team	Yards	Total			Rushing			Receiving		
			Att+Rec	Avg	Yards	Att	Avg	Yards	Rec	Avg	
1)	Johnson, Det. (WR)	1692	97	17.4	11	1	11.0	1681	96	17.5	
2)	McCoy, Phi. (RB)	1624	321	5.1	1309	273	4.8	315	48	6.6	
3)	Cruz, NY-G (WR)	1539	83	18.5	3	1	3.0	1536	82	18.7	
4)	Turner, Atl. (RB)	1508	318	4.7	1340	301	4.5	168	17	9.9	
5)	Forte, Chi. (RB)	1487	255	5.8	997	203	4.9	490	52	9.4	
6)	S. Jackson, St.L (RB)	1478	302	4.9	1145	260	4.4	333	42	7.9	
7)	S. Smith, Car. (WR)	1450	85	17.1	56	6	9.3	1394	79	17.6	
8)	Lynch, Sea. (RB)	1416	313	4.5	1204	285	4.2	212	28	7.6	
9)	Fitzgerald, Ariz (WR)	1411	80	17.6	0	0	---	1411	80	17.6	
10)	Gore, S.F. (RB)	1325	299	4.4	1211	282	4.3	114	17	6.7	
11)	Sproles, N.O. (RB)	1313	173	7.6	603	87	6.9	710	86	8.3	
<b>12)</b>	<b>Harvin, Min. (WR)</b>	<b>1312</b>	<b>139</b>	<b>9.4</b>	<b>345</b>	<b>52</b>	<b>6.6</b>	<b>967</b>	<b>87</b>	<b>11.1</b>	
13)	Graham, N.O. (TE)	1310	99	13.2	0	0	---	1310	99	13.2	
14)	White, Atl. (WR)	1296	100	13.0	0	0	---	1296	100	13.0	
15)	Nelson, G.B. (WR)	1263	68	18.6	0	0	---	1263	68	18.6	
16)	Nicks, NY-G (WR)	1192	76	15.7	0	0	---	1192	76	15.7	
17)	Stewart, Car. (RB)	1174	189	6.2	761	142	5.4	413	47	8.8	
18)	Colston, N.O. (WR)	1143	80	14.3	0	0	---	1143	80	14.3	
<b>19)</b>	<b>Peterson, Min. (RB)</b>	<b>1109</b>	<b>226</b>	<b>4.9</b>	<b>970</b>	<b>208</b>	<b>4.7</b>	<b>139</b>	<b>18</b>	<b>7.7</b>	
20)	Wells, Ariz (RB)	1099	255	4.3	1047	245	4.3	52	10	5.2	
21)	*Murray, Dal. (RB)	1080	190	5.7	897	164	5.5	183	26	7.0	
22)	*Helu, Was. (RB)	1019	200	5.1	640	151	4.2	379	49	7.7	
23)	*Jones, Atl. (WR)	1015	60	16.9	56	6	9.3	959	54	17.8	
24)	D. Jackson, Phi. (WR)	1002	65	15.4	41	7	5.9	961	58	16.6	
25)	P. Thomas, N.O. (RB)	987	160	6.2	562	110	5.1	425	50	8.5	
26)	D. Williams, Car. (RB)	971	171	5.7	836	155	5.4	135	16	8.4	
27)	Lloyd, Den.-St.L (WR)	966	70	13.8	0	0	---	966	70	13.8	
28)	G. Jennings, G.B. (WR)	949	67	14.2	0	0	---	949	67	14.2	
29)	Gaffney, Was. (WR)	947	68	13.9	0	0	---	947	68	13.9	
30)	Witten, Dal. (TE)	942	79	11.9	0	0	---	942	79	11.9	
31)	Bryant, Dal. (WR)	933	64	14.6	5	1	5.0	928	63	14.7	
32)	Blount, T.B. (RB)	929	199	4.7	781	184	4.2	148	15	9.9	
33)	Bradshaw, NY-G (RB)	926	205	4.5	659	171	3.9	267	34	7.9	
34)	Crabtree, S.F. (WR)	880	73	12.1	0	0	---	880	73	12.1	
35)	Gonzalez, Atl. (TE)	875	80	10.9	0	0	---	875	80	10.9	
36)	Maclin, Phi. (WR)	860	64	13.4	1	1	1.0	859	63	13.6	
37)	Robinson, Dal. (WR)	858	54	15.9	0	0	---	858	54	15.9	
38)	Burleson, Det. (WR)	842	84	10.0	85	11	7.7	757	73	10.4	
39)	Grant, G.B. (RB)	827	153	5.4	559	134	4.2	268	19	14.1	
40)	Celek, Phi. (TE)	811	62	13.1	0	0	---	811	62	13.1	
41t)	F. Davis, Was. (TE)	796	59	13.5	0	0	---	796	59	13.5	
41t)	F. Jones, Dal. (RB)	796	160	5.0	575	127	4.5	221	33	6.7	
43)	Starks, G.B. (RB)	794	162	4.9	578	133	4.3	216	29	7.4	
44)	V. Davis, S.F. (TE)	787	69	11.4	-5	2	-2.5	792	67	11.8	
45)	*Baldwin, Sea. (WR)	786	52	15.1	-2	1	-2.0	788	51	15.5	
46)	Pettigrew, Det. (TE)	777	83	9.4	0	0	---	777	83	9.4	
47)	Williams, T.B. (WR)	774	66	11.7	3	1	3.0	771	65	11.9	
48)	Finley, G.B. (TE)	767	55	13.9	0	0	---	767	55	13.9	
49)	Winslow, T.B. (TE)	763	75	10.2	0	0	---	763	75	10.2	
50)	*Newton, Car. (QB)	733	127	5.8	706	126	5.6	27	1	27.0	

**WEEK 17 / THROUGH SUNDAY, JANUARY 1, 2012**

**NFL / MOST YARDS FROM SCRIMMAGE**

Rank	Player, Team	Yards	Total			Rushing			Receiving		
			Att+Rec	Avg	Yards	Att	Avg	Yards	Rec	Avg	
1)	Rice, Bal. (RB)	2068	367	5.6	1364	291	4.7	704	76	9.3	
2)	Jones-Drew, Jac. (RB)	1980	386	5.1	1606	343	4.7	374	43	8.7	
3)	Foster, Hou. (RB)	1841	331	5.6	1224	278	4.4	617	53	11.6	
4)	Johnson, Det. (WR)	1692	97	17.4	11	1	11.0	1681	96	17.5	
5)	McCoy, Phi. (RB)	1624	321	5.1	1309	273	4.8	315	48	6.6	
6)	Welker, N.E. (WR)	1599	126	12.7	30	4	7.5	1569	122	12.9	
7)	Mathews, S.D. (RB)	1546	272	5.7	1091	222	4.9	455	50	9.1	
8)	Cruz, NY-G (WR)	1539	83	18.5	3	1	3.0	1536	82	18.7	
9)	Turner, Atl. (RB)	1508	318	4.7	1340	301	4.5	168	17	9.9	
10)	Forte, Chi. (RB)	1487	255	5.8	997	203	4.9	490	52	9.4	
11)	S. Jackson, St.L (RB)	1478	302	4.9	1145	260	4.4	333	42	7.9	
12)	C. Johnson, Ten. (RB)	1465	319	4.6	1047	262	4.0	418	57	7.3	
13)	S. Smith, Car. (WR)	1450	85	17.1	56	6	9.3	1394	79	17.6	
14)	Lynch, Sea. (RB)	1416	313	4.5	1204	285	4.2	212	28	7.6	
15)	Fitzgerald, Ariz (WR)	1411	80	17.6	0	0	---	1411	80	17.6	
16)	Bush, Oak. (RB)	1395	293	4.8	977	256	3.8	418	37	11.3	
17)	Bush, Mia. (RB)	1382	259	5.3	1086	216	5.0	296	43	6.9	
18)	Jackson, Buf. (RB)	1376	209	6.6	934	170	5.5	442	39	11.3	
19)	R. Gronkowski, N.E. (TE)	1329	91	14.6	2	1	2.0	1327	90	14.7	
20)	Gore, S.F. (RB)	1325	299	4.4	1211	282	4.3	114	17	6.7	
21)	Sproles, N.O. (RB)	1313	173	7.6	603	87	6.9	710	86	8.3	
<b>22)</b>	<b>Harvin, Min. (WR)</b>	<b>1312</b>	<b>139</b>	<b>9.4</b>	<b>345</b>	<b>52</b>	<b>6.6</b>	<b>967</b>	<b>87</b>	<b>11.1</b>	
23)	Graham, N.O. (TE)	1310	99	13.2	0	0	---	1310	99	13.2	
24)	White, Atl. (WR)	1296	100	13.0	0	0	---	1296	100	13.0	
25)	Greene, NY-J (RB)	1265	283	4.5	1054	253	4.2	211	30	7.0	
26)	Nelson, G.B. (WR)	1263	68	18.6	0	0	---	1263	68	18.6	
27t)	McGahee, Den. (RB)	1250	261	4.8	1199	249	4.8	51	12	4.3	
27t)	Wallace, Pit. (WR)	1250	77	16.2	57	5	11.4	1193	72	16.6	
29)	Marshall, Mia. (WR)	1227	82	15.0	13	1	13.0	1214	81	15.0	
30)	Nicks, NY-G (WR)	1192	76	15.7	0	0	---	1192	76	15.7	
31)	Stewart, Car. (RB)	1174	189	6.2	761	142	5.4	413	47	8.8	
32)	Bowe, K.C. (WR)	1171	82	14.3	12	1	12.0	1159	81	14.3	
33)	Jackson, S.D. (WR)	1157	63	18.4	51	3	17.0	1106	60	18.4	
34t)	Benson, Cin. (RB)	1149	288	4.0	1067	273	3.9	82	15	5.5	
34t)	A. Brown, Pit. (WR)	1149	76	15.1	41	7	5.9	1108	69	16.1	
36)	Colston, N.O. (WR)	1143	80	14.3	0	0	---	1143	80	14.3	
37)	*Green, Cin. (WR)	1110	70	15.9	53	5	10.6	1057	65	16.3	
<b>38)</b>	<b>Peterson, Min. (RB)</b>	<b>1109</b>	<b>226</b>	<b>4.9</b>	<b>970</b>	<b>208</b>	<b>4.7</b>	<b>139</b>	<b>18</b>	<b>7.7</b>	
39)	Wells, Ariz (RB)	1099	255	4.3	1047	245	4.3	52	10	5.2	
40)	Mendenhall, Pit. (RB)	1082	246	4.4	928	228	4.1	154	18	8.6	
41)	*Murray, Dal. (RB)	1080	190	5.7	897	164	5.5	183	26	7.0	
42)	Tate, Hou. (RB)	1040	188	5.5	942	175	5.4	98	13	7.5	
43)	Washington, Ten. (WR)	1028	76	13.5	5	2	2.5	1023	74	13.8	
44)	*Helu, Was. (RB)	1019	200	5.1	640	151	4.2	379	49	7.7	
45)	*Jones, Atl. (WR)	1015	60	16.9	56	6	9.3	959	54	17.8	
46)	St. Johnson, Buf. (WR)	1004	76	13.2	0	0	---	1004	76	13.2	
47)	D. Jackson, Phi. (WR)	1002	65	15.4	41	7	5.9	961	58	16.6	
48)	P. Thomas, N.O. (RB)	987	160	6.2	562	110	5.1	425	50	8.5	
49t)	Garcon, Ind. (WR)	975	74	13.2	28	4	7.0	947	70	13.5	
49t)	Heyward-Bey, Oak. (WR)	975	64	15.2	0	0	---	975	64	15.2	

**WEEK 17 / THROUGH SUNDAY, JANUARY 1, 2012****AFC / LEADERS IN FIRST DOWNS**

Rank	Player, Team	Rush	Rec	Tot
1)	Jones-Drew, Jac. (RB)	75	18	93
2)	Rice, Bal. (RB)	52	30	82
3)	Welker, N.E. (WR)	2	77	79
4)	Foster, Hou. (RB)	58	19	77
5t)	R. Gronkowski, N.E. (TE)	1	69	70
5t)	Mathews, S.D. (RB)	52	18	70
7)	Bush, Oak. (RB)	53	14	67
8)	C. Johnson, Ten. (RB)	47	13	60
9)	A. Brown, Pit. (WR)	2	57	59
10)	Wallace, Pit. (WR)	4	54	58
11)	Bowe, K.C. (WR)	0	57	57
12t)	Benson, Cin. (RB)	53	3	56
12t)	Tate, Hou. (RB)	52	4	56
14)	Jackson, S.D. (WR)	1	54	55
15t)	Marshall, Mia. (WR)	1	53	54
15t)	McGahee, Den. (RB)	52	2	54
17)	Jackson, Buf. (RB)	40	13	53
18t)	Bush, Mia. (RB)	40	12	52
18t)	Greene, NY-J (RB)	46	6	52
20t)	Mendenhall, Pit. (RB)	45	5	50
20t)	Wayne, Ind. (WR)	0	50	50
22t)	Green-Ellis, N.E. (RB)	41	7	48
22t)	Hernandez, N.E. (TE)	2	46	48
22t)	Tolbert, S.D. (RB)	25	23	48
22t)	Washington, Ten. (WR)	1	47	48
26)	*Green, Cin. (WR)	3	43	46
27t)	Gates, S.D. (TE)	0	45	45
27t)	St. Johnson, Buf. (WR)	0	45	45
29t)	Boldin, Bal. (WR)	0	44	44
29t)	Heyward-Bey, Oak. (WR)	0	44	44
31t)	Garcon, Ind. (WR)	1	42	43
31t)	Spiller, Buf. (RB)	26	17	43
33)	McCluster, K.C. (RB)	28	14	42
34t)	Daniels, Hou. (TE)	0	41	41
34t)	Floyd, S.D. (WR)	0	41	41
36)	Breaston, K.C. (WR)	1	39	40
37)	Keller, NY-J (TE)	0	39	39
38t)	Burress, NY-J (WR)	0	38	38
38t)	Hillis, Cle. (RB)	33	5	38
40t)	Branch, N.E. (WR)	0	37	37
40t)	*Little, Cle. (WR)	2	35	37
40t)	Miller, Pit. (TE)	1	36	37
40t)	*T. Smith, Bal. (WR)	3	34	37
44t)	Collie, Ind. (WR)	0	35	35
44t)	Holmes, NY-J (WR)	1	34	35
44t)	Redman, Pit. (RB)	29	6	35
44t)	Tebow, Den. (QB)	35	0	35
48t)	Cook, Ten. (TE)	0	34	34
48t)	Simpson, Cin. (WR)	0	34	34
50)	Ball, Den. (RB)	25	8	33

**WEEK 17 / THROUGH SUNDAY, JANUARY 1, 2012****NFC / LEADERS IN FIRST DOWNS**

Rank	Player, Team	Rush	Rec	Tot
1)	McCoy, Phi. (RB)	84	18	102
2t)	Johnson, Det. (WR)	0	77	77
2t)	White, Atl. (WR)	0	77	77
4)	Graham, N.O. (TE)	0	74	74
5)	Lynch, Sea. (RB)	63	8	71
6)	Turner, Atl. (RB)	62	8	70
7)	S. Jackson, St.L (RB)	50	17	67
8)	Stewart, Car. (RB)	47	18	65
9)	Sproles, N.O. (RB)	27	35	62
10)	Fitzgerald, Ariz (WR)	0	61	61
<b>11)</b>	<b>Harvin, Min. (WR)</b>	<b>15</b>	<b>45</b>	<b>60</b>
12t)	Cruz, NY-G (WR)	0	59	59
12t)	Forte, Chi. (RB)	40	19	59
14)	Gore, S.F. (RB)	53	5	58
15)	S. Smith, Car. (WR)	3	53	56
16)	Colston, N.O. (WR)	0	55	55
17t)	Nicks, NY-G (WR)	0	54	54
<b>17t)</b>	<b>Peterson, Min. (RB)</b>	<b>49</b>	<b>5</b>	<b>54</b>
19)	Gonzalez, Atl. (TE)	0	53	53
20t)	Bradshaw, NY-G (RB)	42	10	52
20t)	*Newton, Car. (QB)	51	1	52
22t)	Gaffney, Was. (WR)	0	50	50
22t)	*Murray, Dal. (RB)	41	9	50
24)	Wells, Ariz (RB)	48	1	49
25)	Bryant, Dal. (WR)	0	48	48
26t)	Nelson, G.B. (WR)	0	47	47
26t)	Witten, Dal. (TE)	0	47	47
28t)	Lloyd, Den.-St.L (WR)	0	46	46
28t)	P. Thomas, N.O. (RB)	28	18	46
30)	Finley, G.B. (TE)	0	44	44
31t)	*Helu, Was. (RB)	31	12	43
31t)	G. Jennings, G.B. (WR)	0	43	43
31t)	Maclin, Phi. (WR)	0	43	43
34)	Burleson, Det. (WR)	6	36	42
35t)	D. Jackson, Phi. (WR)	2	39	41
35t)	Williams, T.B. (WR)	0	41	41
37t)	*Baldwin, Sea. (WR)	0	40	40
37t)	Crabtree, S.F. (WR)	0	40	40
37t)	F. Jones, Dal. (RB)	27	13	40
37t)	Starks, G.B. (RB)	31	9	40
37t)	Winslow, T.B. (TE)	0	40	40
42)	F. Davis, Was. (TE)	0	39	39
43t)	Blount, T.B. (RB)	32	6	38
43t)	Jacobs, NY-G (RB)	32	6	38
43t)	*Jones, Atl. (WR)	4	34	38
43t)	D. Williams, Car. (RB)	32	6	38
47t)	Grant, G.B. (RB)	27	10	37
47t)	Pettigrew, Det. (TE)	0	37	37
49)	Robinson, Dal. (WR)	0	36	36
50t)	Celek, Phi. (TE)	0	35	35
50t)	Doucet, Ariz (WR)	0	35	35
50t)	Moore, N.O. (WR)	0	35	35
50t)	Moss, Was. (WR)	0	35	35

**WEEK 17 / THROUGH SUNDAY, JANUARY 1, 2012****NFL / LEADERS IN FIRST DOWNS**

Rank	Player, Team	Rush	Rec	Tot
1)	McCoy, Phi. (RB)	84	18	102
2)	Jones-Drew, Jac. (RB)	75	18	93
3)	Rice, Bal. (RB)	52	30	82
4)	Welker, N.E. (WR)	2	77	79
5t)	Foster, Hou. (RB)	58	19	77
5t)	Johnson, Det. (WR)	0	77	77
5t)	White, Atl. (WR)	0	77	77
8)	Graham, N.O. (TE)	0	74	74
9)	Lynch, Sea. (RB)	63	8	71
10t)	R. Gronkowski, N.E. (TE)	1	69	70
10t)	Mathews, S.D. (RB)	52	18	70
10t)	Turner, Atl. (RB)	62	8	70
13t)	Bush, Oak. (RB)	53	14	67
13t)	S. Jackson, St.L (RB)	50	17	67
15)	Stewart, Car. (RB)	47	18	65
16)	Sproles, N.O. (RB)	27	35	62
17)	Fitzgerald, Ariz (WR)	0	61	61
<b>18t)</b>	<b>Harvin, Min. (WR)</b>	<b>15</b>	<b>45</b>	<b>60</b>
18t)	C. Johnson, Ten. (RB)	47	13	60
20t)	A. Brown, Pit. (WR)	2	57	59
20t)	Cruz, NY-G (WR)	0	59	59
20t)	Forte, Chi. (RB)	40	19	59
23t)	Gore, S.F. (RB)	53	5	58
23t)	Wallace, Pit. (WR)	4	54	58
25)	Bowe, K.C. (WR)	0	57	57
26t)	Benson, Cin. (RB)	53	3	56
26t)	S. Smith, Car. (WR)	3	53	56
26t)	Tate, Hou. (RB)	52	4	56
29t)	Colston, N.O. (WR)	0	55	55
29t)	Jackson, S.D. (WR)	1	54	55
31t)	Marshall, Mia. (WR)	1	53	54
31t)	McGahee, Den. (RB)	52	2	54
31t)	Nicks, NY-G (WR)	0	54	54
<b>31t)</b>	<b>Peterson, Min. (RB)</b>	<b>49</b>	<b>5</b>	<b>54</b>
35t)	Gonzalez, Atl. (TE)	0	53	53
35t)	Jackson, Buf. (RB)	40	13	53
37t)	Bradshaw, NY-G (RB)	42	10	52
37t)	Bush, Mia. (RB)	40	12	52
37t)	Greene, NY-J (RB)	46	6	52
37t)	*Newton, Car. (QB)	51	1	52
41t)	Gaffney, Was. (WR)	0	50	50
41t)	Mendenhall, Pit. (RB)	45	5	50
41t)	*Murray, Dal. (RB)	41	9	50
41t)	Wayne, Ind. (WR)	0	50	50
45)	Wells, Ariz (RB)	48	1	49
46t)	Bryant, Dal. (WR)	0	48	48
46t)	Green-Ellis, N.E. (RB)	41	7	48
46t)	Hernandez, N.E. (TE)	2	46	48
46t)	Tolbert, S.D. (RB)	25	23	48
46t)	Washington, Ten. (WR)	1	47	48

**WEEK 17 / THROUGH SUNDAY, JANUARY 1, 2012**

**AFC / LEADING PUNTERS**

Rank	Player, Team	No	Yards	Lg	Avg	TB	Blk	Dwn	OB	Opp Ret	In Yds	Net 20	Avg
1)	Lechler, Oak.	78	3960	80	50.8	9	0	10	7	44	593	27	40.9
2)	Fields, Mia.	78	3810	70	48.8	7	0	9	5	47	463	32	41.1
3)	Moorman, Buf.	72	3472	66	48.2	10	1	7	4	43	494	20	38.1
4)	Scifres, S.D.	47	2234	71	47.5	2	0	3	5	25	329	17	39.7
5)	Colquitt, Den.	101	4783	66	47.4	7	0	13	3	51	585	33	40.2
6)	McAfee, Ind.	88	4102	64	46.6	3	1	11	8	48	554	21	39.2
7)	Koch, Bal.	73	3393	63	46.5	9	0	9	11	33	392	21	38.6
8)	Mesko, N.E.	57	2648	65	46.5	3	0	8	2	26	220	24	41.5
9)	Colquitt, K.C.	89	4084	68	45.9	5	0	17	5	36	411	27	40.1
10)	*Hartmann, Hou.	58	2573	69	44.4	7	0	7	5	26	243	15	37.8
11)	Huber, Cin.	91	4023	71	44.2	9	0	10	8	38	273	24	39.2
12)	Kern, Ten.	86	3747	64	43.6	7	0	10	10	36	221	31	39.4
13)	N. Harris, Jac.	72	3075	55	42.7	5	0	6	5	39	246	13	37.9
14)	Conley, NY-J	92	3926	63	42.7	6	0	16	7	32	241	32	38.8
15)	Turk, Jac.-Hou.	43	1755	65	40.8	6	0	10	5	15	151	11	34.5
16)	Maynard, Cle.	81	3282	63	40.5	1	0	17	13	25	288	32	36.7

**NFC / LEADING PUNTERS**

Rank	Player, Team	No	Yards	Lg	Avg	TB	Blk	Dwn	OB	Opp Ret	In Yds	Net 20	Avg
1)	Lee, S.F.	78	3970	68	50.9	9	1	12	1	39	315	28	44.0
2)	Morstead, N.O.	46	2224	64	48.3	4	1	6	7	19	118	13	43.1
3)	Ryan, Sea.	95	4431	77	46.6	8	0	17	3	47	541	34	39.3
<b>4)</b>	<b>Kluwe, Min.</b>	<b>77</b>	<b>3517</b>	<b>60</b>	<b>45.7</b>	<b>3</b>	<b>0</b>	<b>7</b>	<b>5</b>	<b>43</b>	<b>532</b>	<b>22</b>	<b>38.0</b>
5)	Weatherford, NY-G	82	3745	62	45.7	6	0	11	9	41	407	25	39.2
6)	Masthay, G.B.	55	2506	71	45.6	4	0	14	3	24	305	23	38.6
7)	Zastudil, Ariz	87	3929	66	45.2	5	0	11	4	48	565	24	37.5
8)	Koenen, T.B.	67	3023	65	45.1	3	0	9	5	36	266	24	40.3
9)	D. Jones, St.L	105	4652	65	44.3	9	1	14	9	45	552	29	37.0
10)	Podlesh, Chi.	89	3903	70	43.9	4	0	14	3	41	223	21	40.4
11)	McBriar, Dal.	58	2542	68	43.8	7	1	6	6	26	272	21	36.1
12)	Rocca, Was.	66	2842	63	43.1	1	0	9	3	32	250	28	39.0
13)	*Henry, Phi.	66	2830	60	42.9	9	1	8	2	31	176	19	36.9
14t)	*Bosher, Atl.	70	2990	59	42.7	4	1	9	2	31	150	27	38.9
14t)	*Donahue, Det.	49	2093	60	42.7	4	0	11	4	22	270	13	35.6
16)	Baker, Car.	66	2819	56	42.7	5	0	11	0	35	466	19	34.1

**NFL / LEADING PUNTERS**

Rank	Player, Team	No	Yards	Lg	Avg	TB	Blk	Dwn	OB	Opp Ret	In Yds	Net 20	Avg
1)	Lee, S.F.	78	3970	68	50.9	9	1	12	1	39	315	28	44.0
2)	Lechler, Oak.	78	3960	80	50.8	9	0	10	7	44	593	27	40.9
3)	Fields, Mia.	78	3810	70	48.8	7	0	9	5	47	463	32	41.1
4)	Morstead, N.O.	46	2224	64	48.3	4	1	6	7	19	118	13	43.1
5)	Moorman, Buf.	72	3472	66	48.2	10	1	7	4	43	494	20	38.1
6)	Scifres, S.D.	47	2234	71	47.5	2	0	3	5	25	329	17	39.7
7)	Colquitt, Den.	101	4783	66	47.4	7	0	13	3	51	585	33	40.2
8)	Ryan, Sea.	95	4431	77	46.6	8	0	17	3	47	541	34	39.3
9)	McAfee, Ind.	88	4102	64	46.6	3	1	11	8	48	554	21	39.2
10)	Koch, Bal.	73	3393	63	46.5	9	0	9	11	33	392	21	38.6
11)	Mesko, N.E.	57	2648	65	46.5	3	0	8	2	26	220	24	41.5
12)	Colquitt, K.C.	89	4084	68	45.9	5	0	17	5	36	411	27	40.1
<b>13)</b>	<b>Kluwe, Min.</b>	<b>77</b>	<b>3517</b>	<b>60</b>	<b>45.7</b>	<b>3</b>	<b>0</b>	<b>7</b>	<b>5</b>	<b>43</b>	<b>532</b>	<b>22</b>	<b>38.0</b>
14)	Weatherford, NY-G	82	3745	62	45.7	6	0	11	9	41	407	25	39.2
15)	Masthay, G.B.	55	2506	71	45.6	4	0	14	3	24	305	23	38.6
16)	Zastudil, Ariz	87	3929	66	45.2	5	0	11	4	48	565	24	37.5
17)	Koenen, T.B.	67	3023	65	45.1	3	0	9	5	36	266	24	40.3
18)	*Hartmann, Hou.	58	2573	69	44.4	7	0	7	5	26	243	15	37.8
19)	D. Jones, St.L	105	4652	65	44.3	9	1	14	9	45	552	29	37.0
20)	Huber, Cin.	91	4023	71	44.2	9	0	10	8	38	273	24	39.2
21)	Podlesh, Chi.	89	3903	70	43.9	4	0	14	3	41	223	21	40.4
22)	McBriar, Dal.	58	2542	68	43.8	7	1	6	6	26	272	21	36.1
23)	Kern, Ten.	86	3747	64	43.6	7	0	10	10	36	221	31	39.4
24)	Rocca, Was.	66	2842	63	43.1	1	0	9	3	32	250	28	39.0
25)	*Henry, Phi.	66	2830	60	42.9	9	1	8	2	31	176	19	36.9
26t)	*Bosher, Atl.	70	2990	59	42.7	4	1	9	2	31	150	27	38.9
26t)	*Donahue, Det.	49	2093	60	42.7	4	0	11	4	22	270	13	35.6
28)	Baker, Car.	66	2819	56	42.7	5	0	11	0	35	466	19	34.1
29)	N. Harris, Jac.	72	3075	55	42.7	5	0	6	5	39	246	13	37.9
30)	Conley, NY-J	92	3926	63	42.7	6	0	16	7	32	241	32	38.8
31)	Turk, Jac.-Hou.	43	1755	65	40.8	6	0	10	5	15	151	11	34.5
32)	Maynard, Cle.	81	3282	63	40.5	1	0	17	13	25	288	32	36.7

**WEEK 17 / THROUGH SUNDAY, JANUARY 1, 2012**

**AFC / LEADING PUNTERS, NET AVERAGE**

Rank	Player, Team	No	Yards	Lg	Avg	TB	Blk	Dwn	OB	Opp Ret	In Yds	Net 20	Avg
1)	Mesko, N.E.	57	2648	65	46.5	3	0	8	2	26	220	24	41.5
2)	Fields, Mia.	78	3810	70	48.8	7	0	9	5	47	463	32	41.1
3)	Lechler, Oak.	78	3960	80	50.8	9	0	10	7	44	593	27	40.9
4)	Colquitt, Den.	101	4783	66	47.4	7	0	13	3	51	585	33	40.2
5)	Colquitt, K.C.	89	4084	68	45.9	5	0	17	5	36	411	27	40.1
6)	Scifres, S.D.	47	2234	71	47.5	2	0	3	5	25	329	17	39.7
7)	Kern, Ten.	86	3747	64	43.6	7	0	10	10	36	221	31	39.4
8)	Huber, Cin.	91	4023	71	44.2	9	0	10	8	38	273	24	39.2
9)	McAfee, Ind.	88	4102	64	46.6	3	1	11	8	48	554	21	39.2
10)	Conley, NY-J	92	3926	63	42.7	6	0	16	7	32	241	32	38.8
11)	Koch, Bal.	73	3393	63	46.5	9	0	9	11	33	392	21	38.6
12)	Moorman, Buf.	72	3472	66	48.2	10	1	7	4	43	494	20	38.1
13)	N. Harris, Jac.	72	3075	55	42.7	5	0	6	5	39	246	13	37.9
14)	*Hartmann, Hou.	58	2573	69	44.4	7	0	7	5	26	243	15	37.8
15)	Maynard, Cle.	81	3282	63	40.5	1	0	17	13	25	288	32	36.7
16)	Turk, Jac.-Hou.	43	1755	65	40.8	6	0	10	5	15	151	11	34.5

**NFC / LEADING PUNTERS, NET AVERAGE**

Rank	Player, Team	No	Yards	Lg	Avg	TB	Blk	Dwn	OB	Opp Ret	In Yds	Net 20	Avg
1)	Lee, S.F.	78	3970	68	50.9	9	1	12	1	39	315	28	44.0
2)	Morstead, N.O.	46	2224	64	48.3	4	1	6	7	19	118	13	43.1
3)	Podlesh, Chi.	89	3903	70	43.9	4	0	14	3	41	223	21	40.4
4)	Koenen, T.B.	67	3023	65	45.1	3	0	9	5	36	266	24	40.3
5)	Ryan, Sea.	95	4431	77	46.6	8	0	17	3	47	541	34	39.3
6)	Weatherford, NY-G	82	3745	62	45.7	6	0	11	9	41	407	25	39.2
7)	Rocca, Was.	66	2842	63	43.1	1	0	9	3	32	250	28	39.0
8)	*Bosher, Atl.	70	2990	59	42.7	4	1	9	2	31	150	27	38.9
9)	Masthay, G.B.	55	2506	71	45.6	4	0	14	3	24	305	23	38.6
<b>10)</b>	<b>Kluwe, Min.</b>	<b>77</b>	<b>3517</b>	<b>60</b>	<b>45.7</b>	<b>3</b>	<b>0</b>	<b>7</b>	<b>5</b>	<b>43</b>	<b>532</b>	<b>22</b>	<b>38.0</b>
11)	Zastudil, Ariz	87	3929	66	45.2	5	0	11	4	48	565	24	37.5
12)	D. Jones, St.L	105	4652	65	44.3	9	1	14	9	45	552	29	37.0
13)	*Henry, Phi.	66	2830	60	42.9	9	1	8	2	31	176	19	36.9
14)	McBriar, Dal.	58	2542	68	43.8	7	1	6	6	26	272	21	36.1
15)	*Donahue, Det.	49	2093	60	42.7	4	0	11	4	22	270	13	35.6
16)	Baker, Car.	66	2819	56	42.7	5	0	11	0	35	466	19	34.1

**NFL / LEADING PUNTERS, NET AVERAGE**

Rank	Player, Team	No	Yards	Lg	Avg	TB	Blk	Dwn	OB	Opp Ret	In Yds	Net 20	Avg
1)	Lee, S.F.	78	3970	68	50.9	9	1	12	1	39	315	28	44.0
2)	Morstead, N.O.	46	2224	64	48.3	4	1	6	7	19	118	13	43.1
3)	Mesko, N.E.	57	2648	65	46.5	3	0	8	2	26	220	24	41.5
4)	Fields, Mia.	78	3810	70	48.8	7	0	9	5	47	463	32	41.1
5)	Lechler, Oak.	78	3960	80	50.8	9	0	10	7	44	593	27	40.9
6)	Podlesh, Chi.	89	3903	70	43.9	4	0	14	3	41	223	21	40.4
7)	Koenen, T.B.	67	3023	65	45.1	3	0	9	5	36	266	24	40.3
8)	Colquitt, Den.	101	4783	66	47.4	7	0	13	3	51	585	33	40.2
9)	Colquitt, K.C.	89	4084	68	45.9	5	0	17	5	36	411	27	40.1
10)	Scifres, S.D.	47	2234	71	47.5	2	0	3	5	25	329	17	39.7
11)	Kern, Ten.	86	3747	64	43.6	7	0	10	10	36	221	31	39.4
12)	Ryan, Sea.	95	4431	77	46.6	8	0	17	3	47	541	34	39.3
13)	Weatherford, NY-G	82	3745	62	45.7	6	0	11	9	41	407	25	39.2
14)	Huber, Cin.	91	4023	71	44.2	9	0	10	8	38	273	24	39.2
15)	McAfee, Ind.	88	4102	64	46.6	3	1	11	8	48	554	21	39.2
16)	Rocca, Was.	66	2842	63	43.1	1	0	9	3	32	250	28	39.0
17)	*Bosher, Atl.	70	2990	59	42.7	4	1	9	2	31	150	27	38.9
18)	Conley, NY-J	92	3926	63	42.7	6	0	16	7	32	241	32	38.8
19)	Koch, Bal.	73	3393	63	46.5	9	0	9	11	33	392	21	38.6
20)	Masthay, G.B.	55	2506	71	45.6	4	0	14	3	24	305	23	38.6
21)	Moorman, Buf.	72	3472	66	48.2	10	1	7	4	43	494	20	38.1
<b>22)</b>	<b>Kluwe, Min.</b>	<b>77</b>	<b>3517</b>	<b>60</b>	<b>45.7</b>	<b>3</b>	<b>0</b>	<b>7</b>	<b>5</b>	<b>43</b>	<b>532</b>	<b>22</b>	<b>38.0</b>
23)	N. Harris, Jac.	72	3075	55	42.7	5	0	6	5	39	246	13	37.9
24)	*Hartmann, Hou.	58	2573	69	44.4	7	0	7	5	26	243	15	37.8
25)	Zastudil, Ariz	87	3929	66	45.2	5	0	11	4	48	565	24	37.5
26)	D. Jones, St.L	105	4652	65	44.3	9	1	14	9	45	552	29	37.0
27)	*Henry, Phi.	66	2830	60	42.9	9	1	8	2	31	176	19	36.9
28)	Maynard, Cle.	81	3282	63	40.5	1	0	17	13	25	288	32	36.7
29)	McBriar, Dal.	58	2542	68	43.8	7	1	6	6	26	272	21	36.1
30)	*Donahue, Det.	49	2093	60	42.7	4	0	11	4	22	270	13	35.6
31)	Turk, Jac.-Hou.	43	1755	65	40.8	6	0	10	5	15	151	11	34.5
32)	Baker, Car.	66	2819	56	42.7	5	0	11	0	35	466	19	34.1



WEEK 17 / THROUGH SUNDAY, JANUARY 1, 2012

AFC / PUNT RETURN LEADERS

Rank	Player, Team	Ret	FC	Yards	Avg	Long	TD
1)	Arenas, K.C.	32	7	410	12.8	37	0
2)	Bess, Mia.	37	24	442	11.9	25	0
3)	Cribbs, Cle.	34	8	388	11.4	84t	1
4)	*Kerley, NY-J	29	16	317	10.9	53	0
5)	A. Brown, Pit.	30	26	325	10.8	60t	1
6)	Edelman, N.E.	28	7	300	10.7	72t	1
7)	Mariani, Ten.	46	18	490	10.7	79t	1
8)	Tate, Cin.	51	17	543	10.6	56t	1
9)	Jones, Hou.	49	7	518	10.6	79t	1
10)	Webb, Bal.	30	20	301	10.0	68t	1
11)	Cosby, Den.-Ind.	27	9	269	10.0	30	0
12)	Crayton, S.D.	22	9	202	9.2	31	0
13)	*D. Moore, Oak.	25	7	216	8.6	34	0

NFC / PUNT RETURN LEADERS

Rank	Player, Team	Ret	FC	Yards	Avg	Long	TD
1)	Hester, Chi.	28	15	454	16.2	82t	2
2)	*Peterson, Ariz	44	22	699	15.9	99t	4
3)	Ginn, S.F.	38	18	466	12.3	55t	1
4)	*Cobb, G.B.	26	18	295	11.3	80t	1
5)	Washington, Sea.	41	16	464	11.3	37	0
6)	Sproles, N.O.	29	19	294	10.1	72t	1
7)	Weems, Atl.	32	19	315	9.8	42	0
8)	Parker, T.B.	23	13	210	9.1	34	0
9)	Banks, Was.	36	9	328	9.1	55	0
<b>10)</b>	<b>Sherels, Min.</b>	<b>33</b>	<b>20</b>	<b>277</b>	<b>8.4</b>	<b>53</b>	<b>0</b>
11)	Logan, Det.	37	28	301	8.1	28	0
12)	A. Edwards, Car.	32	9	176	5.5	17	0

NFL / PUNT RETURN LEADERS

Rank	Player, Team	Ret	FC	Yards	Avg	Long	TD
1)	Hester, Chi.	28	15	454	16.2	82t	2
2)	*Peterson, Ariz	44	22	699	15.9	99t	4
3)	Arenas, K.C.	32	7	410	12.8	37	0
4)	Ginn, S.F.	38	18	466	12.3	55t	1
5)	Bess, Mia.	37	24	442	11.9	25	0
6)	Cribbs, Cle.	34	8	388	11.4	84t	1
7)	*Cobb, G.B.	26	18	295	11.3	80t	1
8)	Washington, Sea.	41	16	464	11.3	37	0
9)	*Kerley, NY-J	29	16	317	10.9	53	0
10)	A. Brown, Pit.	30	26	325	10.8	60t	1
11)	Edelman, N.E.	28	7	300	10.7	72t	1
12)	Mariani, Ten.	46	18	490	10.7	79t	1
13)	Tate, Cin.	51	17	543	10.6	56t	1
14)	Jones, Hou.	49	7	518	10.6	79t	1
15)	Sproles, N.O.	29	19	294	10.1	72t	1
16)	Webb, Bal.	30	20	301	10.0	68t	1
17)	Cosby, Den.-Ind.	27	9	269	10.0	30	0
18)	Weems, Atl.	32	19	315	9.8	42	0
19)	Crayton, S.D.	22	9	202	9.2	31	0
20)	Parker, T.B.	23	13	210	9.1	34	0
21)	Banks, Was.	36	9	328	9.1	55	0
22)	*D. Moore, Oak.	25	7	216	8.6	34	0
<b>23)</b>	<b>Sherels, Min.</b>	<b>33</b>	<b>20</b>	<b>277</b>	<b>8.4</b>	<b>53</b>	<b>0</b>
24)	Logan, Det.	37	28	301	8.1	28	0
25)	A. Edwards, Car.	32	9	176	5.5	17	0

**WEEK 17 / THROUGH SUNDAY, JANUARY 1, 2012****AFC / KICKOFF RETURN LEADERS**

Rank	Player, Team	Ret	Yards	Avg	Long	TD
1)	J. McKnight, NY-J	34	1073	31.6	107t	1
2)	Goodman, S.D.	34	936	27.5	105t	1
3)	A. Brown, Pit.	27	737	27.3	52	0
4)	Cribbs, Cle.	39	974	25.0	63	0
5)	*Gates, Mia.	34	843	24.8	77	0
6)	Karim, Jac.	27	652	24.1	37	0
7)	Tate, Cin.	42	998	23.8	45	0
8)	Mariani, Ten.	32	748	23.4	49	0
9)	McCluster, K.C.	25	557	22.3	35	0
10)	Woodhead, N.E.	20	437	21.9	37	0
11)	*Lefeged, Ind.	31	578	18.6	51	0

**NFC / KICKOFF RETURN LEADERS**

Rank	Player, Team	Ret	Yards	Avg	Long	TD
1)	*Cobb, G.B.	34	941	27.7	108t	1
2)	Ginn, S.F.	29	800	27.6	102t	1
3)	Sproles, N.O.	40	1089	27.2	92	0
4)	Stroughter, T.B.	20	540	27.0	78	0
5)	*Pilaes, Car.	23	590	25.7	101t	1
6)	Norwood, St.L	24	611	25.5	47	0
7)	Logan, Det.	33	832	25.2	42	0
8)	Washington, Sea.	43	1084	25.2	54	0
9)	D. Thomas, NY-G	25	607	24.3	40	0
10)	Stephens-Howling, Ariz	36	857	23.8	37	0
11)	Weems, Atl.	24	563	23.5	37	0
12)	Banks, Was.	51	1174	23.0	47	0
13)	Porter, Cle.-St.L	25	554	22.2	32	0
14)	Parker, T.B.	20	439	22.0	45	0
15)	Hester, Chi.	33	723	21.9	98t	1
16)	*Lewis, Phi.	31	669	21.6	33	0

**NFL / KICKOFF RETURN LEADERS**

Rank	Player, Team	Ret	Yards	Avg	Long	TD
1)	J. McKnight, NY-J	34	1073	31.6	107t	1
2)	*Cobb, G.B.	34	941	27.7	108t	1
3)	Ginn, S.F.	29	800	27.6	102t	1
4)	Goodman, S.D.	34	936	27.5	105t	1
5)	A. Brown, Pit.	27	737	27.3	52	0
6)	Sproles, N.O.	40	1089	27.2	92	0
7)	Stroughter, T.B.	20	540	27.0	78	0
8)	*Pilaes, Car.	23	590	25.7	101t	1
9)	Norwood, St.L	24	611	25.5	47	0
10)	Logan, Det.	33	832	25.2	42	0
11)	Washington, Sea.	43	1084	25.2	54	0
12)	Cribbs, Cle.	39	974	25.0	63	0
13)	*Gates, Mia.	34	843	24.8	77	0
14)	D. Thomas, NY-G	25	607	24.3	40	0
15)	Karim, Jac.	27	652	24.1	37	0
16)	Stephens-Howling, Ariz	36	857	23.8	37	0
17)	Tate, Cin.	42	998	23.8	45	0
18)	Weems, Atl.	24	563	23.5	37	0
19)	Mariani, Ten.	32	748	23.4	49	0
20)	Banks, Was.	51	1174	23.0	47	0
21)	McCluster, K.C.	25	557	22.3	35	0
22)	Porter, Cle.-St.L	25	554	22.2	32	0
23)	Parker, T.B.	20	439	22.0	45	0
24)	Hester, Chi.	33	723	21.9	98t	1
25)	Woodhead, N.E.	20	437	21.9	37	0
26)	*Lewis, Phi.	31	669	21.6	33	0
27)	*Lefeged, Ind.	31	578	18.6	51	0

**WEEK 17 / THROUGH SUNDAY, JANUARY 1, 2012****AFC / LEADERS IN INTERCEPTIONS**

Rank	Player, Team	Int	Yards	Avg	Long	TD
1t)	Arrington, N.E.	7	92	13.1	28	0
1t)	Weddle, S.D.	7	89	12.7	26	0
3t)	Giordano, Oak.	5	130	26.0	62	0
3t)	Webb, Bal.	5	81	16.2	73t	1
5t)	Revis, NY-J	4	184	46.0	100t	1
5t)	Nelson, Cin.	4	115	28.8	75t	1
5t)	Cromartie, NY-J	4	105	26.3	42	0
5t)	Flowers, K.C.	4	95	23.8	58t	1
5t)	Davis, Mia.	4	60	15.0	28	0
5t)	Harris, NY-J	4	55	13.8	35t	1
5t)	Joseph, Hou.	4	40	10.0	29	0
5t)	Allen, Hou.	4	34	8.5	34	0
5t)	Wilson, Buf.	4	26	6.5	12	0
5t)	Carr, K.C.	4	17	4.3	14	0
5t)	Routt, Oak.	4	7	1.8	3	0
16t)	K. Lewis, K.C.	3	119	39.7	59t	1
16t)	Byrd, Buf.	3	88	29.3	37t	1
16t)	Barnett, Buf.	3	80	26.7	33	1
16t)	Florence, Buf.	3	64	21.3	30	1
16t)	Adams, Cle.	3	33	11.0	29	0
16t)	E. Reed, Bal.	3	25	8.3	16	0
16t)	McGraw, K.C.	3	4	1.3	4	0
23t)	Cason, S.D.	2	69	34.5	64	0
23t)	McCourty, Ten.	2	52	26.0	30	0
23t)	McCain, Hou.	2	48	24.0	38t	1
23t)	*J. Smith, Bal.	2	48	24.0	32	0
23t)	Demps, Hou.	2	47	23.5	42	0
23t)	Wilfork, N.E.	2	47	23.5	28	0
23t)	Goodman, Den.	2	46	23.0	26t	1
23t)	Scott, Buf.	2	43	21.5	43t	1
23t)	Molden, N.E.	2	40	20.0	27	0
23t)	McCourty, N.E.	2	38	19.0	38	0
23t)	Polamalu, Pit.	2	33	16.5	33	0
23t)	Ninkovich, N.E.	2	30	15.0	18	1
23t)	Taylor, Pit.	2	29	14.5	29	0
23t)	Landry, Jac.	2	28	14.0	28	0
23t)	Lowery, Jac.	2	26	13.0	30	0
23t)	*S. Moore, Oak.-N.E.	2	26	13.0	21t	1
23t)	Daniels, K.C.	2	25	12.5	25	0
23t)	*Lefeged, Ind.	2	25	12.5	25	0
23t)	Huff, Oak.	2	24	12.0	24	0
23t)	*Gilchrist, S.D.	2	22	11.0	21	0
23t)	Manning, Hou.	2	22	11.0	22	0
23t)	Starks, Mia.	2	21	10.5	18	0
23t)	Powers, Ind.	2	19	9.5	13	1
23t)	Johnson, K.C.	2	18	9.0	17	0
23t)	Trent, Cin.-Ind.-Jac.	2	17	8.5	22	0
23t)	Hall, Cin.	2	15	7.5	15	0
23t)	K. Wilson, NY-J	2	13	6.5	10	0
23t)	Gay, Pit.	2	12	6.0	12	0
23t)	Suggs, Bal.	2	9	4.5	9	0
23t)	Smith, Mia.	2	7	3.5	7	0
23t)	Arenas, K.C.	2	5	2.5	5	0
23t)	Clements, Cin.	2	5	2.5	7	0
23t)	Coleman, Jac.	2	5	2.5	8	0
23t)	Cushing, Hou.	2	5	2.5	5	0
23t)	Mayo, N.E.	2	4	2.0	2	0
23t)	Posluszny, Jac.	2	2	1.0	2	0
23t)	Bailey, Den.	2	0	0.0	0	0
23t)	S. Brown, Cle.	2	0	0.0	0	0
23t)	Griffin, Ten.	2	0	0.0	0	0
23t)	Phillips, S.D.	2	0	0.0	0	0

**WEEK 17 / THROUGH SUNDAY, JANUARY 1, 2012**

**NFC / LEADERS IN INTERCEPTIONS**

Rank	Player, Team	Int	Yards	Avg	Long	TD
1)	Woodson, G.B.	7	63	9.0	30t	1
2t)	Browner, Sea.	6	220	36.7	94t	2
2t)	Rogers, S.F.	6	106	17.7	31t	1
2t)	Webster, NY-G	6	71	11.8	25	0
2t)	Goldson, S.F.	6	53	8.8	21	0
6t)	Houston, Det.	5	225	45.0	100t	2
6t)	Peprah, G.B.	5	147	29.4	76	1
8t)	T. Williams, G.B.	4	92	23.0	43t	1
8t)	Lee, Dal.	4	87	21.8	37	0
8t)	Newman, Dal.	4	80	20.0	43t	1
8t)	DeCoud, Atl.	4	77	19.3	49	0
8t)	Shields, G.B.	4	68	17.0	60	0
8t)	Coleman, Phi.	4	60	15.0	35	0
8t)	Phillips, NY-G	4	50	12.5	31	0
8t)	Wright, Det.	4	49	12.3	22	0
8t)	*Sherman, Sea.	4	45	11.3	33	0
8t)	D. Moore, Chi.	4	31	7.8	20t	1
8t)	P. Robinson, N.O.	4	31	7.8	25	0
8t)	Chancellor, Sea.	4	27	6.8	9	0
8t)	Ross, NY-G	4	19	4.8	19	0
8t)	Brown, S.F.	4	15	3.8	11	0
22t)	Hawthorne, Sea.	3	111	37.0	77t	1
22t)	Marshall, Ariz	3	83	27.7	49	0
22t)	Tillman, Chi.	3	66	22.0	44t	2
22t)	A. Smith, Det.	3	64	21.3	30t	1
22t)	Wright, Chi.	3	60	20.0	36	1
22t)	Samuel, Phi.	3	53	17.7	20t	1
22t)	Matthews, G.B.	3	47	15.7	38t	1
22t)	Spievey, Det.	3	47	15.7	30	0
22t)	Hall, Was.	3	46	15.3	26	0
22t)	Gamble, Car.	3	43	14.3	24	0
22t)	Atogwe, Was.	3	42	14.0	26	0
22t)	Gordy, St.L	3	37	12.3	30	0
22t)	Chaney, Phi.	3	25	8.3	14	0
22t)	Martin, Car.	3	16	5.3	15	0
22t)	Barber, T.B.	3	12	4.0	12	0
22t)	Graham, Chi.	3	11	3.7	10	0
22t)	Asomugha, Phi.	3	10	3.3	6	0
22t)	Urlacher, Chi.	3	7	2.3	8	0
22t)	Burnett, G.B.	3	0	0.0	0	0
<b>41t)</b>	<b>Sanford, Min.</b>	<b>2</b>	<b>69</b>	<b>34.5</b>	<b>52</b>	<b>0</b>
41t)	Jackson, T.B.	2	59	29.5	43	0
41t)	Moore, Atl.	2	56	28.0	29	0
41t)	Talib, T.B.	2	55	27.5	28t	2
41t)	Whitner, S.F.	2	48	24.0	48	0
41t)	Mack, T.B.	2	47	23.5	40t	1
41t)	Allen, Phi.	2	44	22.0	31	0
41t)	Bush, G.B.	2	39	19.5	35	0
41t)	Barnes, Was.	2	30	15.0	30	0
41t)	Godfrey, Car.	2	30	15.0	21	0
41t)	Lofton, Atl.	2	30	15.0	26t	1
41t)	Robinson, Atl.	2	28	14.0	14	0
41t)	Bryant, Sea.	2	25	12.5	20t	1
41t)	Thomas, Sea.	2	19	9.5	11	0
41t)	Brock, S.F.	2	18	9.0	18	0
41t)	Washington, Ariz	2	16	8.0	16	0
41t)	Laurinaitis, St.L	2	15	7.5	15	0
41t)	Mikell, St.L	2	11	5.5	11	0
41t)	Sensabaugh, Dal.	2	11	5.5	11	0
41t)	Tulloch, Det.	2	9	4.5	9	0
41t)	J. Anderson, Car.	2	5	2.5	5	0
41t)	Hayden, Atl.	2	3	1.5	2	0
41t)	Jennings, Chi.	2	2	1.0	1	0
41t)	Francois, G.B.	2	1	0.5	1	0
41t)	*Peterson, Ariz	2	1	0.5	1	0
41t)	Rolle, NY-G	2	-1	-0.5	0	0
41t)	Fletcher, Was.	2	0	0.0	0	0
41t)	Franks, Atl.	2	0	0.0	0	0
41t)	Wilson, Was.	2	0	0.0	0	0

**WEEK 17 / THROUGH SUNDAY, JANUARY 1, 2012****NFL / LEADERS IN INTERCEPTIONS**

Rank	Player, Team	Int	Yards	Avg	Long	TD
1t)	Arrington, N.E.	7	92	13.1	28	0
1t)	Weddle, S.D.	7	89	12.7	26	0
1t)	Woodson, G.B.	7	63	9.0	30t	1
4t)	Browner, Sea.	6	220	36.7	94t	2
4t)	Rogers, S.F.	6	106	17.7	31t	1
4t)	Webster, NY-G	6	71	11.8	25	0
4t)	Goldson, S.F.	6	53	8.8	21	0
8t)	Houston, Det.	5	225	45.0	100t	2
8t)	Peprah, G.B.	5	147	29.4	76	1
8t)	Giordano, Oak.	5	130	26.0	62	0
8t)	Webb, Bal.	5	81	16.2	73t	1
12t)	Revis, NY-J	4	184	46.0	100t	1
12t)	Nelson, Cin.	4	115	28.8	75t	1
12t)	Cromartie, NY-J	4	105	26.3	42	0
12t)	Flowers, K.C.	4	95	23.8	58t	1
12t)	T. Williams, G.B.	4	92	23.0	43t	1
12t)	Lee, Dal.	4	87	21.8	37	0
12t)	Newman, Dal.	4	80	20.0	43t	1
12t)	DeCoud, Atl.	4	77	19.3	49	0
12t)	Shields, G.B.	4	68	17.0	60	0
12t)	Coleman, Phi.	4	60	15.0	35	0
12t)	Davis, Mia.	4	60	15.0	28	0
12t)	Harris, NY-J	4	55	13.8	35t	1
12t)	Phillips, NY-G	4	50	12.5	31	0
12t)	Wright, Det.	4	49	12.3	22	0
12t)	*Sherman, Sea.	4	45	11.3	33	0
12t)	Joseph, Hou.	4	40	10.0	29	0
12t)	Allen, Hou.	4	34	8.5	34	0
12t)	D. Moore, Chi.	4	31	7.8	20t	1
12t)	P. Robinson, N.O.	4	31	7.8	25	0
12t)	Chancellor, Sea.	4	27	6.8	9	0
12t)	Wilson, Buf.	4	26	6.5	12	0
12t)	Ross, NY-G	4	19	4.8	19	0
12t)	Carr, K.C.	4	17	4.3	14	0
12t)	Brown, S.F.	4	15	3.8	11	0
12t)	Routt, Oak.	4	7	1.8	3	0
37t)	K. Lewis, K.C.	3	119	39.7	59t	1
37t)	Hawthorne, Sea.	3	111	37.0	77t	1
37t)	Byrd, Buf.	3	88	29.3	37t	1
37t)	Marshall, Ariz	3	83	27.7	49	0
37t)	Barnett, Buf.	3	80	26.7	33	1
37t)	Tillman, Chi.	3	66	22.0	44t	2
37t)	Florence, Buf.	3	64	21.3	30	1
37t)	A. Smith, Det.	3	64	21.3	30t	1
37t)	Wright, Chi.	3	60	20.0	36	1
37t)	Samuel, Phi.	3	53	17.7	20t	1
37t)	Matthews, G.B.	3	47	15.7	38t	1
37t)	Spievey, Det.	3	47	15.7	30	0
37t)	Hall, Was.	3	46	15.3	26	0
37t)	Gamble, Car.	3	43	14.3	24	0
37t)	Atogwe, Was.	3	42	14.0	26	0
37t)	Gordy, St.L	3	37	12.3	30	0
37t)	Adams, Cle.	3	33	11.0	29	0
37t)	Chaney, Phi.	3	25	8.3	14	0
37t)	E. Reed, Bal.	3	25	8.3	16	0
37t)	Martin, Car.	3	16	5.3	15	0
37t)	Barber, T.B.	3	12	4.0	12	0
37t)	Graham, Chi.	3	11	3.7	10	0
37t)	Asomugha, Phi.	3	10	3.3	6	0
37t)	Urlacher, Chi.	3	7	2.3	8	0
37t)	McGraw, K.C.	3	4	1.3	4	0
37t)	Burnett, G.B.	3	0	0.0	0	0

WEEK 17 / THROUGH SUNDAY, JANUARY 1, 2012

AFC / LEADERS IN SACKS

Rank	Player, Team	Sacks
1)	Suggs, Bal. (LB)	14.0
2)	Hali, K.C. (LB)	12.0
3t)	Barwin, Hou. (LB)	11.5
3t)	*Miller, Den. (LB)	11.5
5)	Barnes, S.D. (LB)	11.0
6t)	Anderson, N.E. (DE)	10.0
6t)	A. Carter, N.E. (DE)	10.0
8t)	Dumervil, Den. (DE)	9.5
8t)	Mathis, Ind. (DE)	9.5
10t)	Harrison, Pit. (LB)	9.0
10t)	Woodley, Pit. (LB)	9.0
12t)	Freeney, Ind. (DE)	8.5
12t)	*Sheard, Cle. (DE)	8.5
12t)	Wake, Mia. (LB)	8.5
15t)	Atkins, Cin. (DT)	8.0
15t)	Mincey, Jac. (DE)	8.0
17)	Kelly, Oak. (DT)	7.5
18t)	*Klug, Ten. (DT)	7.0
18t)	Taylor, Mia. (LB)	7.0
18t)	Wimbley, Oak. (LB)	7.0
21t)	Ninkovich, N.E. (LB)	6.5
21t)	A. Smith, Hou. (DE)	6.5
23t)	Fanene, Cin. (DE)	6.0
23t)	Maybin, NY-J (DE)	6.0
23t)	*McPhee, Bal. (DE)	6.0
23t)	Odrick, Mia. (DE)	6.0
23t)	*Reed, Hou. (LB)	6.0
23t)	Seymour, Oak. (DT)	6.0
29t)	*Dareus, Buf. (DE)	5.5
29t)	*Houston, K.C. (LB)	5.5
29t)	Mich. Johnson, Cin. (DE)	5.5
29t)	Kruger, Bal. (LB)	5.5
29t)	*Watt, Hou. (DE)	5.5
34t)	Bryant, Oak. (DE)	5.0
34t)	Harris, NY-J (LB)	5.0
34t)	Kelsay, Buf. (LB)	5.0
34t)	McClain, Oak. (LB)	5.0
34t)	Ngata, Bal. (DE)	5.0
34t)	Rubin, Cle. (DT)	5.0
34t)	Williams, Den. (LB)	5.0
34t)	M. Williams, Hou. (LB)	5.0
42t)	Dunlap, Cin. (DE)	4.5
42t)	Pace, NY-J (LB)	4.5
42t)	Redding, Bal. (DE)	4.5
42t)	Scott, NY-J (LB)	4.5
42t)	Starks, Mia. (DE)	4.5
47t)	Ball, Ten. (DE)	4.0
47t)	Cushing, Hou. (LB)	4.0
47t)	McBean, Den. (DE)	4.0
47t)	Rucker, Cin. (DE)	4.0
47t)	*Taylor, Cle. (DT)	4.0
47t)	Thomas, S.D. (NT)	4.0

**WEEK 17 / THROUGH SUNDAY, JANUARY 1, 2012**

**NFC / LEADERS IN SACKS**

Rank	Player, Team	Sacks
<b>1)</b>	<b>J. Allen, Min. (DE)</b>	<b>22.0</b>
2)	Ware, Dal. (LB)	19.5
3)	Babin, Phi. (DE)	18.0
4)	Pierre-Paul, NY-G (DE)	16.5
5)	*Ald. Smith, S.F. (LB)	14.0
6)	Long, St.L (DE)	13.0
7t)	Avril, Det. (DE)	11.0
7t)	Clemons, Sea. (DE)	11.0
7t)	Cole, Phi. (DE)	11.0
10)	Peppers, Chi. (DE)	10.5
11)	Abraham, Atl. (DE)	9.5
12t)	Johnson, Car. (DE)	9.0
12t)	Orakpo, Was. (LB)	9.0
12t)	Umenyiora, NY-G (DE)	9.0
15t)	Campbell, Ariz (DE)	8.0
<b>15t)</b>	<b>Robison, Min. (DE)</b>	<b>8.0</b>
15t)	Vanden Bosch, Det. (DE)	8.0
18t)	*Clayborn, T.B. (DE)	7.5
18t)	Harper, N.O. (DB)	7.5
18t)	*Kerrigan, Was. (LB)	7.5
18t)	J. Smith, S.F. (DE)	7.5
22t)	*Acho, Ariz (LB)	7.0
22t)	Brooks, S.F. (LB)	7.0
22t)	Melton, Chi. (DT)	7.0
25)	Smith, N.O. (DE)	6.5
26t)	Bowen, Was. (DE)	6.0
26t)	Hall, St.L (DE)	6.0
26t)	Matthews, G.B. (LB)	6.0
26t)	Spencer, Dal. (LB)	6.0
30t)	Carriker, Was. (DE)	5.5
30t)	Jenkins, Phi. (DT)	5.5
30t)	McDonald, S.F. (DE)	5.5
33t)	Bishop, G.B. (LB)	5.0
33t)	Idonije, Chi. (DE)	5.0
33t)	*Quinn, St.L (DE)	5.0
33t)	Tollefson, NY-G (DE)	5.0
33t)	Tuck, NY-G (DE)	5.0
33t)	Washington, Ariz (LB)	5.0
<b>33t)</b>	<b>Williams, Min. (DT)</b>	<b>5.0</b>
40t)	Galette, N.O. (DE)	4.5
40t)	Hatcher, Dal. (DE)	4.5
40t)	Jackson, Det. (DE)	4.5
40t)	Schofield, Ariz (LB)	4.5
44t)	Bennett, T.B. (DE)	4.0
44t)	Canty, NY-G (DT)	4.0
<b>44t)</b>	<b>Griffen, Min. (DE)</b>	<b>4.0</b>
44t)	Hardy, Car. (DE)	4.0
44t)	Hill, Sea. (LB)	4.0
44t)	*Keiser, Car. (DE)	4.0
44t)	Okoye, Chi. (DT)	4.0
44t)	Sidbury, Atl. (DE)	4.0
44t)	Suh, Det. (DT)	4.0
44t)	Weatherspoon, Atl. (LB)	4.0



**WEEK 17 / THROUGH SUNDAY, JANUARY 1, 2012**

**NFL / LEADERS IN SACKS**

Rank	Player, Team	Sacks
<b>1)</b>	<b>J. Allen, Min. (DE)</b>	<b>22.0</b>
2)	Ware, Dal. (LB)	19.5
3)	Babin, Phi. (DE)	18.0
4)	Pierre-Paul, NY-G (DE)	16.5
5t)	*Ald. Smith, S.F. (LB)	14.0
5t)	Suggs, Bal. (LB)	14.0
7)	Long, St.L (DE)	13.0
8)	Hali, K.C. (LB)	12.0
9t)	Barwin, Hou. (LB)	11.5
9t)	*Miller, Den. (LB)	11.5
11t)	Avril, Det. (DE)	11.0
11t)	Barnes, S.D. (LB)	11.0
11t)	Clemons, Sea. (DE)	11.0
11t)	Cole, Phi. (DE)	11.0
15)	Peppers, Chi. (DE)	10.5
16t)	Anderson, N.E. (DE)	10.0
16t)	A. Carter, N.E. (DE)	10.0
18t)	Abraham, Atl. (DE)	9.5
18t)	Dumervil, Den. (DE)	9.5
18t)	Mathis, Ind. (DE)	9.5
21t)	Harrison, Pit. (LB)	9.0
21t)	Johnson, Car. (DE)	9.0
21t)	Orakpo, Was. (LB)	9.0
21t)	Umenyiora, NY-G (DE)	9.0
21t)	Woodley, Pit. (LB)	9.0
26t)	Freeney, Ind. (DE)	8.5
26t)	*Sheard, Cle. (DE)	8.5
26t)	Wake, Mia. (LB)	8.5
29t)	Atkins, Cin. (DT)	8.0
29t)	Campbell, Ariz (DE)	8.0
29t)	Mincey, Jac. (DE)	8.0
<b>29t)</b>	<b>Robison, Min. (DE)</b>	<b>8.0</b>
29t)	Vanden Bosch, Det. (DE)	8.0
34t)	*Clayborn, T.B. (DE)	7.5
34t)	Harper, N.O. (DB)	7.5
34t)	Kelly, Oak. (DT)	7.5
34t)	*Kerrigan, Was. (LB)	7.5
34t)	J. Smith, S.F. (DE)	7.5
39t)	*Acho, Ariz (LB)	7.0
39t)	Brooks, S.F. (LB)	7.0
39t)	*Klug, Ten. (DT)	7.0
39t)	Melton, Chi. (DT)	7.0
39t)	Taylor, Mia. (LB)	7.0
39t)	Wimbley, Oak. (LB)	7.0
45t)	Ninkovich, N.E. (LB)	6.5
45t)	A. Smith, Hou. (DE)	6.5
45t)	Smith, N.O. (DE)	6.5
48t)	Bowen, Was. (DE)	6.0
48t)	Fanene, Cin. (DE)	6.0
48t)	Hall, St.L (DE)	6.0
48t)	Matthews, G.B. (LB)	6.0
48t)	Maybin, NY-J (DE)	6.0
48t)	*McPhee, Bal. (DE)	6.0
48t)	Odrick, Mia. (DE)	6.0
48t)	*Reed, Hou. (LB)	6.0
48t)	Seymour, Oak. (DT)	6.0
48t)	Spencer, Dal. (LB)	6.0

WEEK 17 / THROUGH SUNDAY, JANUARY 1, 2012

AFC / FUMBLE RECOVERIES

Rank	Player, Team	TotRec	OffRec	DefRec
1)	McCoy, Cle.	5	5	0
2t)	Fitzpatrick, Buf.	4	4	0
2t)	Flacco, Bal.	4	4	0
4t)	Bess, Mia.	3	3	0
4t)	Brady, N.E.	3	3	0
4t)	Bush, Mia.	3	3	0
4t)	*Gabbert, Jac.	3	3	0
4t)	D. Jackson, Cle.	3	0	3
4t)	Jones-Drew, Jac.	3	3	0
4t)	Mathis, Ind.	3	0	3
4t)	McKelvin, Buf.	3	1	2
4t)	Mat. Moore, Mia.	3	3	0
4t)	Ngata, Bal.	3	0	3
4t)	Ninkovich, N.E.	3	0	3
4t)	Rivers, S.D.	3	3	0
4t)	Tebow, Den.	3	3	0
4t)	Thomas, Cle.	3	3	0

NFC / FUMBLE RECOVERIES

Rank	Player, Team	TotRec	OffRec	DefRec
1)	Romo, Dal.	6	6	0
2)	Banks, Was.	5	5	0
<b>3t)</b>	<b>J. Allen, Min.</b>	<b>4</b>	<b>0</b>	<b>4</b>
3t)	Cutler, Chi.	4	4	0
3t)	Hester, Chi.	4	4	0
3t)	Jackson, Sea.	4	4	0
3t)	Logan, Det.	4	4	0
3t)	Parker, T.B.	4	4	0
3t)	Ale. Smith, S.F.	4	4	0
3t)	Vick, Phi.	4	4	0
11t)	J. Anderson, Car.	3	0	3
11t)	Avril, Det.	3	0	3
11t)	Boley, NY-G	3	0	3
11t)	Bowman, S.F.	3	0	3
11t)	Graham, T.B.	3	3	0
11t)	Manning, NY-G	3	3	0
11t)	*Newton, Car.	3	3	0
<b>11t)</b>	<b>Peterson, Min.</b>	<b>3</b>	<b>3</b>	<b>0</b>
11t)	Tulloch, Det.	3	0	3
11t)	Vilma, N.O.	3	0	3
11t)	Whitner, S.F.	3	0	3
11t)	*J. Williams, NY-G	3	0	3

WEEK 17 / THROUGH SUNDAY, JANUARY 1, 2012

NFL / FUMBLE RECOVERIES

Rank	Player, Team	TotRec	OffRec	DefRec
1)	Romo, Dal.	6	6	0
2t)	Banks, Was.	5	5	0
2t)	McCoy, Cle.	5	5	0
<b>4t)</b>	<b>J. Allen, Min.</b>	<b>4</b>	<b>0</b>	<b>4</b>
4t)	Cutler, Chi.	4	4	0
4t)	Fitzpatrick, Buf.	4	4	0
4t)	Flacco, Bal.	4	4	0
4t)	Hester, Chi.	4	4	0
4t)	Jackson, Sea.	4	4	0
4t)	Logan, Det.	4	4	0
4t)	Parker, T.B.	4	4	0
4t)	Ale. Smith, S.F.	4	4	0
4t)	Vick, Phi.	4	4	0
14t)	J. Anderson, Car.	3	0	3
14t)	Avril, Det.	3	0	3
14t)	Bess, Mia.	3	3	0
14t)	Boley, NY-G	3	0	3
14t)	Bowman, S.F.	3	0	3
14t)	Brady, N.E.	3	3	0
14t)	Bush, Mia.	3	3	0
14t)	*Gabbert, Jac.	3	3	0
14t)	Graham, T.B.	3	3	0
14t)	D. Jackson, Cle.	3	0	3
14t)	Jones-Drew, Jac.	3	3	0
14t)	Manning, NY-G	3	3	0
14t)	Mathis, Ind.	3	0	3
14t)	McKelvin, Buf.	3	1	2
14t)	Mat. Moore, Mia.	3	3	0
14t)	*Newton, Car.	3	3	0
14t)	Ngata, Bal.	3	0	3
14t)	Ninkovich, N.E.	3	0	3
<b>14t)</b>	<b>Peterson, Min.</b>	<b>3</b>	<b>3</b>	<b>0</b>
14t)	Rivers, S.D.	3	3	0
14t)	Tebow, Den.	3	3	0
14t)	Thomas, Cle.	3	3	0
14t)	Tulloch, Det.	3	0	3
14t)	Vilma, N.O.	3	0	3
14t)	Whitner, S.F.	3	0	3
14t)	*J. Williams, NY-G	3	0	3

**WEEK 17 / THROUGH SUNDAY, JANUARY 1, 2012**

**AFC / OFFENSIVE FUMBLE RECOVERIES**

Rank	Player, Team	Ret	Yards	Avg	Long	TD
1)	McCoy, Cle.	5	0	0.0	0	0
2t)	Fitzpatrick, Buf.	4	0	0.0	0	0
2t)	Flacco, Bal.	4	0	0.0	0	0
4t)	Bess, Mia.	3	0	0.0	0	0
4t)	Brady, N.E.	3	0	0.0	0	0
4t)	Bush, Mia.	3	0	0.0	0	0
4t)	Mat. Moore, Mia.	3	0	0.0	0	0
4t)	Rivers, S.D.	3	0	0.0	0	0
4t)	Tebow, Den.	3	0	0.0	0	0
4t)	Thomas, Cle.	3	0	0.0	0	0
4t)	*Gabbert, Jac.	3	-3	-1.0	0	0
4t)	Jones-Drew, Jac.	3	-16	-5.3	0	0
13t)	Ayanbadejo, Bal.	2	0	0.0	0	0
13t)	Benson, Cin.	2	0	0.0	0	0
13t)	Boller, Oak.	2	0	0.0	0	0
13t)	Bowe, K.C.	2	0	0.0	0	0
13t)	Cribbs, Cle.	2	0	0.0	0	0
13t)	Edelman, N.E.	2	0	0.0	0	0
13t)	Foster, Hou.	2	0	0.0	0	0
13t)	Lewis, Jac.	2	0	0.0	0	0
13t)	Linkenbach, Ind.	2	0	0.0	0	0
13t)	McFadden, Oak.	2	0	0.0	0	0
13t)	Mitchell, Hou.	2	0	0.0	0	0
13t)	Monroe, Jac.	2	0	0.0	0	0
13t)	Nwaneri, Jac.	2	0	0.0	0	0
13t)	Roethlisberger, Pit.	2	0	0.0	0	0
13t)	Scott, Ten.	2	0	0.0	0	0
13t)	W. Smith, Hou.	2	0	0.0	0t	1
13t)	Webb, Bal.	2	0	0.0	0	0
13t)	Wiegmann, K.C.	2	0	0.0	0	0

**NFC / OFFENSIVE FUMBLE RECOVERIES**

Rank	Player, Team	Ret	Yards	Avg	Long	TD
1)	Romo, Dal.	6	0	0.0	0	0
2)	Banks, Was.	5	0	0.0	0	0
3t)	Cutler, Chi.	4	0	0.0	0	0
3t)	Hester, Chi.	4	0	0.0	0	0
3t)	Jackson, Sea.	4	0	0.0	0	0
3t)	Logan, Det.	4	0	0.0	0	0
3t)	Ale. Smith, S.F.	4	0	0.0	0	0
3t)	Vick, Phi.	4	0	0.0	0	0
3t)	Parker, T.B.	4	-8	-2.0	0	0
10t)	Manning, NY-G	3	0	0.0	0	0
10t)	*Newton, Car.	3	0	0.0	0	0
<b>10t)</b>	<b>Peterson, Min.</b>	<b>3</b>	<b>0</b>	<b>0.0</b>	<b>0</b>	<b>0</b>
10t)	Graham, T.B.	3	-2	-0.7	0	0
14t)	Beck, Was.	2	0	0.0	0	0
14t)	Bradford, St.L	2	0	0.0	0	0
14t)	Grossman, Was.	2	0	0.0	0	0
14t)	S. Jackson, St.L	2	0	0.0	0	0
14t)	Jacobs, NY-G	2	0	0.0	0	0
14t)	Lynch, Sea.	2	0	0.0	0	0
14t)	McCown, Chi.	2	0	0.0	0	0
14t)	*Murray, Dal.	2	0	0.0	0	0
14t)	*Peterson, Ariz	2	0	0.0	0	0
14t)	Roberts, Ariz	2	0	0.0	0	0
14t)	Rodgers, G.B.	2	0	0.0	0	0
14t)	Ryan, Atl.	2	0	0.0	0	0
14t)	Sendlein, Ariz	2	0	0.0	0	0
14t)	J. Skelton, Ariz	2	0	0.0	0	0
14t)	Young, Phi.	2	0	0.0	0	0
14t)	Freeman, T.B.	2	-4	-2.0	0	0

WEEK 17 / THROUGH SUNDAY, JANUARY 1, 2012

NFL / OFFENSIVE FUMBLE RECOVERIES

Rank	Player, Team	Ret	Yards	Avg	Long	TD
1)	Romo, Dal.	6	0	0.0	0	0
2t)	Banks, Was.	5	0	0.0	0	0
2t)	McCoy, Cle.	5	0	0.0	0	0
4t)	Cutler, Chi.	4	0	0.0	0	0
4t)	Fitzpatrick, Buf.	4	0	0.0	0	0
4t)	Flacco, Bal.	4	0	0.0	0	0
4t)	Hester, Chi.	4	0	0.0	0	0
4t)	Jackson, Sea.	4	0	0.0	0	0
4t)	Logan, Det.	4	0	0.0	0	0
4t)	Ale. Smith, S.F.	4	0	0.0	0	0
4t)	Vick, Phi.	4	0	0.0	0	0
4t)	Parker, T.B.	4	-8	-2.0	0	0
13t)	Bess, Mia.	3	0	0.0	0	0
13t)	Brady, N.E.	3	0	0.0	0	0
13t)	Bush, Mia.	3	0	0.0	0	0
13t)	Manning, NY-G	3	0	0.0	0	0
13t)	Mat. Moore, Mia.	3	0	0.0	0	0
13t)	*Newton, Car.	3	0	0.0	0	0
<b>13t)</b>	<b>Peterson, Min.</b>	<b>3</b>	<b>0</b>	<b>0.0</b>	<b>0</b>	<b>0</b>
13t)	Rivers, S.D.	3	0	0.0	0	0
13t)	Tebow, Den.	3	0	0.0	0	0
13t)	Thomas, Cle.	3	0	0.0	0	0
13t)	Graham, T.B.	3	-2	-0.7	0	0
13t)	*Gabbert, Jac.	3	-3	-1.0	0	0
13t)	Jones-Drew, Jac.	3	-16	-5.3	0	0

WEEK 17 / THROUGH SUNDAY, JANUARY 1, 2012

AFC / DEFENSIVE FUMBLE RECOVERIES

Rank	Player, Team	Ret	Yards	Avg	Long	TD
1t)	Ngata, Bal.	3	28	9.3	28t	1
1t)	D. Jackson, Cle.	3	1	0.3	1	0
1t)	Mathis, Ind.	3	0	0.0	0	0
1t)	Ninkovich, N.E.	3	0	0.0	0	0
5t)	Atkins, Cin.	2	19	9.5	10t	1
5t)	Curry, Sea.-Oak.	2	6	3.0	6t	1
5t)	McClain, Bal.	2	6	3.0	6t	1
5t)	*Watt, Hou.	2	2	1.0	2	0
5t)	Witherspoon, Ten.	2	2	1.0	2	0
5t)	Clements, Cin.	2	0	0.0	0	0
5t)	Fanene, Cin.	2	0	0.0	0	0
5t)	Hope, Ten.	2	0	0.0	0	0
5t)	Houston, Oak.	2	0	0.0	0	0
5t)	Kruger, Bal.	2	0	0.0	0	0
5t)	Lankster, NY-J	2	0	0.0	0	0
5t)	*McCarthy, Ten.	2	0	0.0	0	0
5t)	McKelvin, Buf.	2	0	0.0	0	0
5t)	Pouha, NY-J	2	0	0.0	0	0
5t)	*Reed, Hou.	2	0	0.0	0	0
5t)	Wilfork, N.E.	2	0	0.0	0t	1

NFC / DEFENSIVE FUMBLE RECOVERIES

Rank	Player, Team	Ret	Yards	Avg	Long	TD
<b>1)</b>	<b>J. Allen, Min.</b>	<b>4</b>	<b>6</b>	<b>1.5</b>	<b>5</b>	<b>0</b>
2t)	Boley, NY-G	3	78	26.0	65t	1
2t)	Avril, Det.	3	24	8.0	24t	1
2t)	Tulloch, Det.	3	4	1.3	4	1
2t)	Whitner, S.F.	3	3	1.0	3	0
2t)	J. Anderson, Car.	3	0	0.0	0	0
2t)	Bowman, S.F.	3	0	0.0	0	0
2t)	Vilma, N.O.	3	0	0.0	0t	1
2t)	*J. Williams, NY-G	3	0	0.0	0	0
10t)	Parker, Phi.	2	103	51.5	56t	2
10t)	Edwards, Atl.	2	64	32.0	64	0
10t)	Urlacher, Chi.	2	29	14.5	17	1
10t)	Burnett, G.B.	2	25	12.5	15	0
10t)	Tillman, Chi.	2	4	2.0	3	0
10t)	Riley, Was.	2	3	1.5	3	0
<b>10t)</b>	<b>Sanford, Min.</b>	<b>2</b>	<b>3</b>	<b>1.5</b>	<b>3</b>	<b>0</b>
10t)	Rhodes, Ariz	2	1	0.5	1	0
10t)	Bennett, T.B.	2	0	0.0	0	0
<b>10t)</b>	<b>D'Imperio, Min.</b>	<b>2</b>	<b>0</b>	<b>0.0</b>	<b>0</b>	<b>0</b>
10t)	Dockett, Ariz	2	0	0.0	0	0
10t)	Idonije, Chi.	2	0	0.0	0t	1
10t)	Jones, T.B.	2	0	0.0	0	0
10t)	Lee, Dal.	2	0	0.0	0	0
10t)	Neblett, Car.	2	0	0.0	0	0
10t)	Patterson, Phi.	2	0	0.0	0	0
10t)	Peppers, Chi.	2	0	0.0	0	0
10t)	Poppinga, St.L	2	0	0.0	0	0
<b>10t)</b>	<b>Robison, Min.</b>	<b>2</b>	<b>0</b>	<b>0.0</b>	<b>0</b>	<b>0</b>
10t)	Sensabaugh, Dal.	2	0	0.0	0	0
10t)	Thomas, Sea.	2	0	0.0	0	0
10t)	Willis, S.F.	2	0	0.0	0	0

**WEEK 17 / THROUGH SUNDAY, JANUARY 1, 2012**

**NFL / DEFENSIVE FUMBLE RECOVERIES**

Rank	Player, Team	Ret	Yards	Avg	Long	TD
<b>1)</b>	<b>J. Allen, Min.</b>	<b>4</b>	<b>6</b>	<b>1.5</b>	<b>5</b>	<b>0</b>
2t)	Boley, NY-G	3	78	26.0	65t	1
2t)	Ngata, Bal.	3	28	9.3	28t	1
2t)	Avril, Det.	3	24	8.0	24t	1
2t)	Tulloch, Det.	3	4	1.3	4	1
2t)	Whitner, S.F.	3	3	1.0	3	0
2t)	D. Jackson, Cle.	3	1	0.3	1	0
2t)	J. Anderson, Car.	3	0	0.0	0	0
2t)	Bowman, S.F.	3	0	0.0	0	0
2t)	Mathis, Ind.	3	0	0.0	0	0
2t)	Ninkovich, N.E.	3	0	0.0	0	0
2t)	Vilma, N.O.	3	0	0.0	0t	1
2t)	*J. Williams, NY-G	3	0	0.0	0	0
14t)	Parker, Phi.	2	103	51.5	56t	2
14t)	Edwards, Atl.	2	64	32.0	64	0
14t)	Urlacher, Chi.	2	29	14.5	17	1
14t)	Burnett, G.B.	2	25	12.5	15	0
14t)	Atkins, Cin.	2	19	9.5	10t	1
14t)	Curry, Sea.-Oak.	2	6	3.0	6t	1
14t)	McClain, Bal.	2	6	3.0	6t	1
14t)	Tillman, Chi.	2	4	2.0	3	0
14t)	Riley, Was.	2	3	1.5	3	0
<b>14t)</b>	<b>Sanford, Min.</b>	<b>2</b>	<b>3</b>	<b>1.5</b>	<b>3</b>	<b>0</b>
14t)	*Watt, Hou.	2	2	1.0	2	0
14t)	Witherspoon, Ten.	2	2	1.0	2	0
14t)	Rhodes, Ariz	2	1	0.5	1	0
14t)	Bennett, T.B.	2	0	0.0	0	0
14t)	Clements, Cin.	2	0	0.0	0	0
<b>14t)</b>	<b>D'Imperio, Min.</b>	<b>2</b>	<b>0</b>	<b>0.0</b>	<b>0</b>	<b>0</b>
14t)	Dockett, Ariz	2	0	0.0	0	0
14t)	Fanene, Cin.	2	0	0.0	0	0
14t)	Hope, Ten.	2	0	0.0	0	0
14t)	Houston, Oak.	2	0	0.0	0	0
14t)	Idonije, Chi.	2	0	0.0	0t	1
14t)	Jones, T.B.	2	0	0.0	0	0
14t)	Kruger, Bal.	2	0	0.0	0	0
14t)	Lankster, NY-J	2	0	0.0	0	0
14t)	Lee, Dal.	2	0	0.0	0	0
14t)	*McCarthy, Ten.	2	0	0.0	0	0
14t)	McKelvin, Buf.	2	0	0.0	0	0
14t)	Neblett, Car.	2	0	0.0	0	0
14t)	Patterson, Phi.	2	0	0.0	0	0
14t)	Peppers, Chi.	2	0	0.0	0	0
14t)	Poppinga, St.L	2	0	0.0	0	0
14t)	Pouha, NY-J	2	0	0.0	0	0
14t)	*Reed, Hou.	2	0	0.0	0	0
<b>14t)</b>	<b>Robison, Min.</b>	<b>2</b>	<b>0</b>	<b>0.0</b>	<b>0</b>	<b>0</b>
14t)	Sensabaugh, Dal.	2	0	0.0	0	0
14t)	Thomas, Sea.	2	0	0.0	0	0
14t)	Wilfork, N.E.	2	0	0.0	0t	1
14t)	Willis, S.F.	2	0	0.0	0	0